


Shape Your Space With Confidence.

Book a Consultation with
Interio Home Interiors

Whether it's a vision you've always had or an inspiration you've just discovered, Interio's Home Interiors team helps turn ideas into beautiful liveable spaces. From layout to furniture selection, our design experts work with your space, needs, and timeline to bring clarity and quality to every part of your home.



What We Offer

Customized
Furniture
& Interiors



Design
& Build



Post Sales
Service



One-Stop Solution
For All Your Interior
Design Needs

Currently available in select cities. To know more, visit [interio.com/home-interiors](https://www.interio.com/home-interiors)

interio
by *Godrej*

➔ www.interio.com/home-interiors



Living Room

Page 14

Sofa

Page 71

Upmods® Sofas

Page 83

Sofa Bed

Page 90

Recliner

Page 110

Casual Seating

Page 111

Coffee Table

Page 151

Corner Table

Page 177

Chest of Drawers

Page 178

Display /
Media Units

Page 187

HEC & TV Units

CARE BOOKLET

Scan to know how to care
for your furniture.



Nebula V3

Download PDF



Design Registration No.: 315181

Features

- Contemporary design ideal for social gatherings and occasions.
- Carefully balanced proportions with special attention to detail and focus on comfort.
- Adjustable headrest and spacious seating.
- The characteristics of a modular lounge with a touch of grandeur.
- Pine wood frame enhances stability of the product, and the metal stiffeners add rigidity to the structure.
- Non-touch areas covered in quilts for a more premium look and feel.

Measurements

All sizes in cm	Width	Depth	Height	Seat Height
1 Seater	101.0	97.5	93.0	46.0
2 Seater	166.0	97.5	93.0	46.0
3 Seater	231.0	97.5	93.0	46.0

Colour & Material

Fabric & Leatherette



Brown

Details



Harmony V2

Download PDF



Features

- Innovative and ergonomically designed with a high backrest and adjustable headrest.
- Reclines to a maximum position of 105 degrees with noiseless movement for full relaxation of the spine.
- Bluetooth-enabled music system and flexible LED reading lamp.
- Upholstered in cooling polyester fabric that is easy to keep clean.

Colour & Material

Fabric

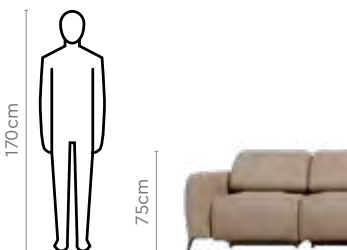


Fab Grey

Measurements



Proportion



Details



Broadway V2

Modular Concept

Download PDF



interio
by Godrej



Design Registration No.: 270333, 270332, 270331, 270330, 2702329, 2702328, 2702327

Features

- Chic modular design that can be configured to your needs. Ideal for media rooms, living rooms, or lounges.
- Everything from the armrests to the individual units can be easily moved around, allowing you to refresh the look of your living space with ease.
- Spacious design that can seat as many people as you want.

In the set



Measurements



Broadway V2

Modular Concept

Download PDF



interio
by Godrej

Colour & Material

Fabric & Leatherette

Standard



Ada Sand

Measurements

1 Seater



2 Seater



3 Seater



Small Corner



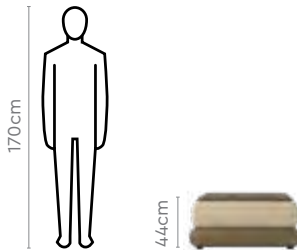
Lounge with Armrest



Ottoman



Proportion



Proportion



Details



Orlando Plus

Download PDF ↓

interio
by Godrej

Features

- Pure leather upholstery that stretches and moulds to the shape of the individual frame without sagging, losing form, cracking, or peeling.
- Recron-filled high backrest that supports the entire body along with the shoulder and head for enhanced comfort.
- Soft and luxurious seats emphasized by symmetrical stitching lines exude a sense of premium sophistication.
- Elevated from the ground which facilitates cleaning.
- Excellent craftsmanship with aesthetic piping and rounded soft edges.
- Enhanced longevity owing to Double Webbing – S-spring + Nylon.
- Solid wood frame along with the plywood cross-section offers more rigidity to the sofa.

Measurements

1 Seater



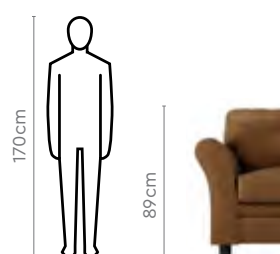
2 Seater



3 Seater



Proportion



Details



Colour & Material

Pure Leather



Tan Brown

Orleans Advance

Download PDF ↓

interio
by Godrej

Features

- Elevated sofa upholstered in pure leather in prominent touch points.
- Designed with special attention to ergonomics.
- Understructure made of a solid wood frame with a plywood cross-section.
- S-spring webbing, soft foam, and polyester fibre seating.
- Recron-filled armrests and backrest with quilts for ergonomic lumbar support.

Measurements

1 Seater




3 Seater



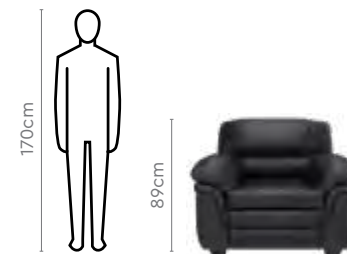
Colour & Material

Composite Leather



Black

Proportion



Details



Majesta Plus

With Wing Chair

Download PDF



interio
by Godrej



Features

- Durable and ergonomic statement piece upholstered in pure leather at key touchpoints.
- Clearly visible top grains of leather adds to its aesthetic appeal, with soft foam at armrest and backrest for added comfort.
- Chesterfield design on the backrest lends it a premium, unique look and feel.
- Seasoned solid wood frame and a plywood cross-section in the understructure ensures durability.
- Sturdy rubberwood rounded legs that can easily take heavy loads, giving you the freedom to sit on it as you like without fearing damage.

In the set



Measurements



Colour & Material

Pure Leather



Cherry

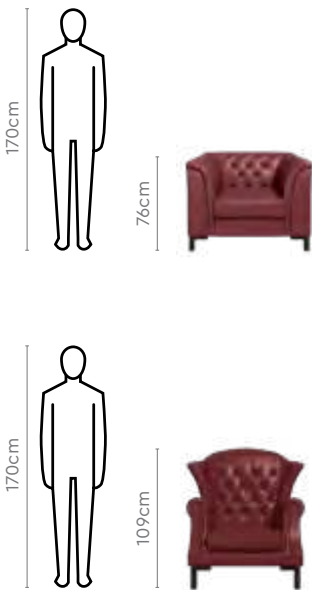
Download PDF



interio
by Godrej

Majesta Plus Sofa Set

Proportion



Measurements

1 Seater



2 Seater



Details



Wing Chair



Details



Arcbay V2

Download PDF ↓

interio
by Godrej

Features

- A stately sofa combining timeless aesthetics, functionality, and finesse.
- Moveable lumbar cushions provide extra, individual lumbar support.
- Business-class-product aesthetics with sweeping arcs, high backrest and soft comfort.
- Back cushions, secured to the backrest with Velcro, are removable for easy cleaning.

Measurements

1 Seater



2 Seater



3 Seater




In this set

Opulent Advance
Coffee Table
→ Pg118Opulent
Advance
Buffet Table
→ Pg267


Colour & Material

Synthetic Leather

Cream &
Brown

Grey

Details



Bayflow

Download PDF ↓

interio
by Godrej

Features

- A trendy, luxurious sofa with tufted bench seating that adds style to any interior.
- Curvaceous contours in multiple colour options for single or dual-tone schemes.
- Comfortable full back support and panel details in solid wood finish.
- Elevated on cylindrical legs that facilitate easy floor cleaning, everyday.



Colour & Material

Synthetic Leather

New Beige
& Toffee

Black

Measurements

1 Seater



2 Seater



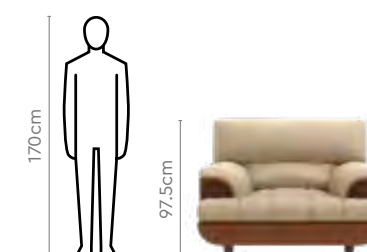
3 Seater



In this set

Meraki
Coffee Table
→ Pg117Meraki
Corner Table
→ Pg154

Proportion



Details



Fluffy

Download PDF




Features

- The Fluffy is a luxurious sofa crafted with durable materials to ensure long-lasting quality.
- Broad, rounded armrests with soft foam seating provide ergonomic comfort, perfect for a quick nap.
- Smooth rounded corners create a safe environment for homes with small children.
- Combines contemporary and classic elements, complementing a variety of interior styles.

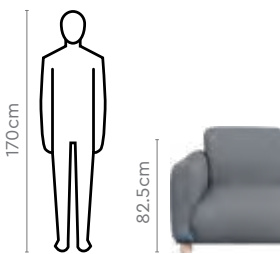
Measurements



Colour & Material



Proportion



Details



Ventura

Download PDF



Features

- The Ventura is a luxurious sofa with a sturdy, solid wood framework, ensuring durability for years to come.
- Comfortable seating with padded armrests and plush cushions invite you to unwind and de-stress. The high backrest engulfs you, allowing you to sink in and relax.
- The tufted detailing adds a touch of elegance and sophistication.
- Combining style and comfort, the sofa is ideal for lounging, napping, entertaining, or movie nights.

Measurements



Colour & Material



Details



Cedar

Download PDF


interio
by Godrej


Features

- Distinct-looking mid-back sofa with a curved backrest and angular wooden armrests.
- Crafted from long-lasting Sheesham wood, making it extremely sturdy and resilient to insects, fungus, and mold.
- Recron-filled cushions for back support, and soft foam for comfortable seating.

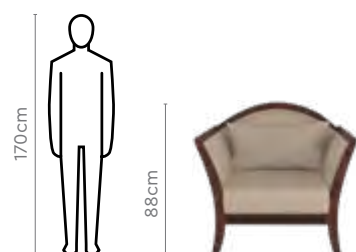
Colour & Material

Fabric + Sheesham Wood



Beige

Proportion



Measurements

1 Seater



3 Seater



Pair with

Splenda Pro
Coffee Table


→ Pg119

Splenda Pro
Corner Table

→ Pg155


**DURA
WOOD**
Range of solid
wood products

Details



Doyen Advance

Download PDF


interio
by Godrej


Features

- Sturdy and solid body and frame made from Interio's exclusive natural wood — Dura-wood.
- Dura-wood is an inherently strong durable wood with a rustic charm, and is specially treated to make it resistant against termites and seasonal changes.
- Fabric upholstery and classic style.
- Elevated from the ground for easy cleaning.


Colour & Material

Fabric



Orange

Sheesham Wood



Walnut

Measurements

1 Seater

Pair with
Meraki
Coffee Table

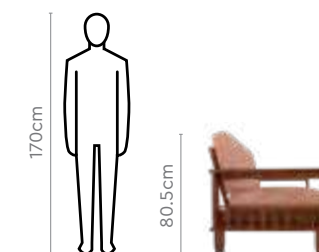
→ Pg117



3 Seater



Proportion



Details


**DURA
WOOD**
Range of solid
wood products

Vertex V2

Download PDF



Features

- High-back sofa offering firm lumbar support for comfortable upright or casual seating.
- Broad seating space plus longer length of the 3-seater makes it ideal for napping or relaxed lounging.
- A unique and aesthetic armrest, with a wooden panel on top, which doubles up as a coffee table.
- Comes in LH and RH configurations for higher flexibility.

In the set

1 Seater



2 Seater



3 Seater



Pair with

Skyline
Corner Table

→ Pg160



Measurements



Download PDF



Vertex V2 Sofa Set

Colour & Material

Synthetic Leather & Fabric

MTA Swatches



Toffee +
Dark Grey



Pebble +
Dark Grey

MTO Swatches



New Beige
+ Purple



New Beige
+ Forest



New Beige
+ Camel



Peanut +
Khaki



Charcoal +
Anthracite



Charcoal
+ Ash



Peanut +
Truffle



Rubben
Blue + Blue



Brown +
Chocolate



Black +
Black

Measurements

1 Seater



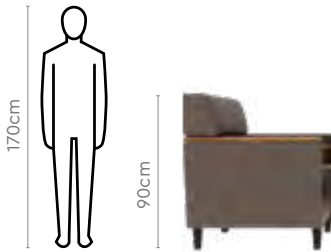
2 Seater



3 Seater



Proportion



Details



Hexa

Download PDF



interio
by Godrej



Features

- Quilted cushions with wooden accents under the armrests add character and charm.
- Recron-filled cushions provide a comfortable sink-in feel with lumbar support.
- Curved, slender armrests with waterfall edges support leaning.
- Easy-to-clean, water-proof upholstery withstands daily use, built to endure.

Measurements

1 Seater



2 Seater



3 Seater



Colour & Material

Synthetic Leather



Burgundy

Details



Encardo

Download PDF



interio
by Godrej



Features

- Robust rubberwood frame.
- Easy-to-maintain PVC upholstery.
- Demarcated seats with clean stitching lines.
- Soft foam for sinking feeling.
- Compact size for space management.

Measurements

1 Seater



2 Seater



3 Seater



Colour & Material

PVC

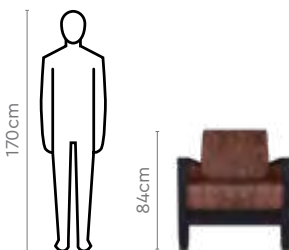


Cappuccino

3 Seater



Proportion



Details



Dias

Download PDF



Features

- Designed as a solution to meet the work needs of multiple users at home, this range consists of three modules bundled into one package.
- Desk armrest is fixed with a grommet, which allows the power strip cable to escape to the floor to connect with the main power socket in the room.
- Spacious desk of 95 × 30cm, good enough for laptop, desk lamp, mouse, and even a coffee mug.

Colour & Material

Fabric



Red



Dark Grey

In the set

L-Shape Sofa



Mini Seat



Bench



Measurements

L-Shape Sofa



Details

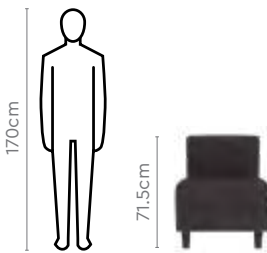


Download PDF



Dias Sofa Set

Proportion



Measurements

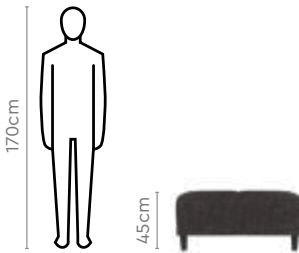
Mini Seat




Details



Proportion



Bench



Details



Opulent Advance

Download PDF ↓

interio
by Godrej

Features

- High quality multi-step specially-treated plywood sofa frame that is termite and bug-resistant.
- Contemporary two-tone PVC upholstery that is cool to touch, abrasion resistant, and easy to maintain.
- Fine craftsmanship reflected in the masterful finish, making it a sofa for artistic minds.
- Stainless steel legs enhance aesthetics and prevent the sofa from rusting.



Colour & Material

Synthetic Leather



Beige & Black



Claret & Black

Measurements

1 Seater

In this set
Opulent Advance
Coffee Table

→ Pg118




3 Seater



Proportion



Details



Jinerio Nx

Download PDF ↓

interio
by Godrej

Features

- Enhanced mid-back sofa with quilted lumbar support and backrest divided into Recron-filled cushioned pockets demarcating the 2- and 3-seater sofas.
- Boasting a stylish dual colour upholstery, this sofa is inspired by the British Club style and has a mid-century modern aesthetic and gentle organic curves.
- Ergonomically-designed generous armrests of the sofa with its rounded form provide ample space to rest arms in multiple postures.



Colour & Material

Fab Leather (Microfibre)



Dune



Espresso

Measurements

1 Seater



2 Seater



3 Seater



Pair with

Meraki
Coffee Table

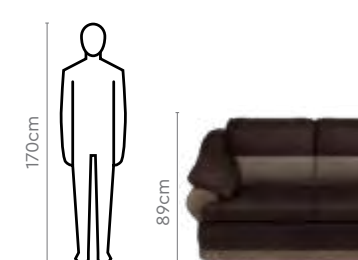
→ Pg117

Meraki
Corner Table

→ Pg154



Proportion



Details



Elliptica

Download PDF


interio
by *Godrej*


Features

- The Elliptica is a stylish solution that maximises seating while minimising the floor space taken up by the sofa.
- The elliptical corner seat with a PU matte finish serves as a platform for displaying artefacts and vases.
- Fine craftsmanship with a solid wood frame designed to last and create unforgettable memories.

Measurements

Corner Sofa




1 Seater



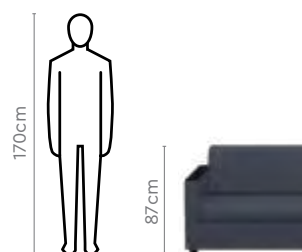
Colour & Material

Synthetic Leather & Fabric



Grey

Proportion



Details



Parto Plus

Download PDF


interio
by *Godrej*


Features

- Backrest with a horizontal stitch line gives a comfortable cushioned look.
- Compact, contemporary design that leaves enough space for other furniture and is easy to maintain.
- Demarcated seating with special attention to overall finish and details.
- Wood accents add warmth to the aesthetics.

Measurements

1 Seater



2 Seater



3 Seater



In this set

Davy
Coffee Table

→ Pg 128

Davy
Corner Table

→ Pg 168



Colour & Material

Synthetic Leather



Black



Tan Brown

Details



Smuff V2

Download PDF ↓

interio
by Godrej

Features

- Upholstered in velvet, this elegant design combines comfort and cosiness.
- Colour and design blend easily with any décor.
- Loose back cushions can be shifted to transform the sofa into a spacious day bed.
- Smooth rounded corners create a safe zone for homes with small kids.

Measurements

1 Seater



2 Seater



3 Seater



In this set

Meraki
Coffee Table

→ Pg 117



Colour & Material

Velvet





Steel Blue



Brown

Details



Bobbin®

Download PDF ↓

interio
by Godrej

Features

- Crafted with Pinewood obtained from the forests of New Zealand, the frame of the sofa is treated to be knot-free and termite-resistant, increasing its durability.
- From cosy living rooms to large spaces, the versatile design allows for unique styles and corner arrangements.
- Shape of the two-seater is defined by clean and straight lines which allow you to place it in any corner of the house, for seating options beyond the living room.
- Soft and padded edges make for a safe, child-friendly addition to your homes.



Colour & Material

Fabric



Charcoal



Magenta

Measurements

1 Seater



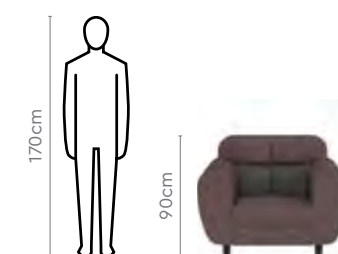
2 Seater



3 Seater



Proportion



Details



Imperial

Download PDF



Features

- An inviting combination of aesthetics and comfort, the Imperial sofa has smooth curves, seats with waterfall edges and a wooden finish fascia on the front.
- The sofa has pronounced lumbar support, a high backrest and ergonomically placed cushioned armrests to provide enhanced comfort.
- The sturdy legs elevate the sofa from the ground, allowing ease of cleaning.

Measurements

1 Seater



3 Seater



Colour & Material

Synthetic Leather



Black

Details



Opulence

Download PDF



Features

- Experience luxurious comfort in the generously cushioned and wide-armed Opulence sofa.
- The high backrest provides good support for you to lean back and relax.
- The curvaceous contours and multiple colour options allow you to choose the perfect style to match your interior décor.
- The cylindrical legs raise the sofa off the ground for easy floor cleaning.

Measurements

1 Seater



2 Seater



3 Seater



Colour & Material

Synthetic Leather

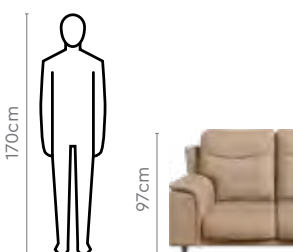


Camel



Nimbus Grey

Proportion



Details



Paradise

Download PDF



Features

- The Paradise sofa with its soft foam cushions offer a plush and relaxing seating experience.
- The high-backrest provides ergonomic support for your back and body.
- The tufted backrest adds a touch of elegance and sophistication.
- Synthetic leather upholstery is durable and easy to maintain.
- Ideal for entertaining guests or unwinding after a long day.

Measurements

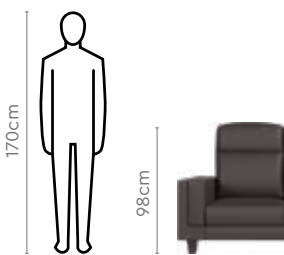


Colour & Material

Synthetic Leather



Proportion



Details



Cheers

Download PDF



Features


- Cheers is a stylish sofa featuring uniquely shaped armrests with design detailing that adds a touch of flair.
- Mid-backrest with fibre-packed, plump back cushions offers support and an extra dose of comfort.
- Durable structure for long-lasting performance.
- Easy-to-clean synthetic leather upholstery with a sophisticated sheen, adding elegance to your space.
- Elevated ground clearance for easy floor everyday cleaning.

Measurements



Colour & Material

Synthetic Leather



Details



Lift Up

Download PDF ↓

interio
by Godrej

Features

- The Lift Up's innovative design with a lift-up mechanism that has storage space inside. An ideal space-saving solution.
- Portable, self-supporting back cushions allow custom sofa configuration.
- The hidden storage compartment for blankets, pillows, and other items keeps the living space clutter-free.
- Can be used as a lounger for watching movies or relaxing after a long day.
- Enjoy drinks with convenient cup holders on the armrests.

Measurements



Details



Colour & Material

Fabric



Fab Brown

Amaze

Download PDF ↓

interio
by Godrej

Features

- L-shaped sofa with cooling polyester fabric upholstery.
- Recron-filled back cushions and soft foam elevated seating for added comfort.
- Interchangeable chaise for flexible styling.
- Snap fit for minimum assembly time.

Measurements



Colour & Material

Fabric



Teal / Blue

Pair with

Harmony
Coffee Table

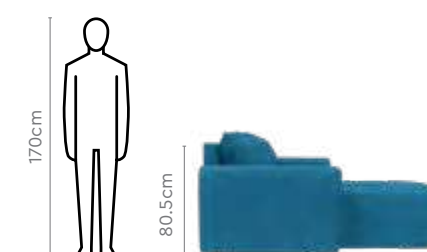
→ Pg 122

Harmony
Corner Table


→ Pg 151



Proportion



Details



Plenta

Download PDF



Features

- The Plenta L-shaped sofa is the perfect solution for space management, bringing style and comfort.
- Luxurious sinking feeling with soft foam upholstered in soothing fabric.
- Mid-backrest ensure shoulders are well-supported. Broad armrest promotes ergonomic seating posture.
- The solid pinewood structure adds robustness and longevity.

Measurements

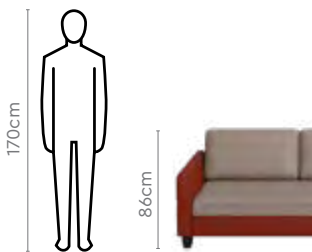


Colour & Material

Synthetic Leather & Fabric



Proportion



Details



Cozy

Download PDF



Features

- The Cozy sofa is a space-saving solution, elevating your living space with its cosy vibes.
- Recron-filled pillows and soft foam seats, upholstered in fabric, provide ultimate comfort.
- The lift-up corner storage is handy for storing books, snacks, or clutter.
- Solid wood frame and quality materials ensure long-lasting value for users.

Measurements

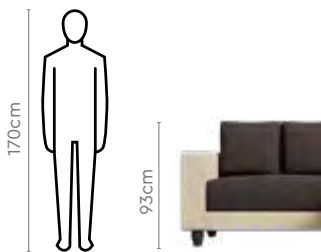


Colour & Material

Synthetic Leather & Fabric



Proportion



Details



Orbit

Download PDF ↓

interio
by Godrej

Features

- Surface space can be used as a dock for living room utilities and décor objects.
- Partitioned seat and backrest with accentuated lumbar support area, makes the sofa appear broad while occupying a small footprint.
- Ergonomically designed high backrest and seating offers firm lumbar support, facilitating comfortable upright or casual seating.

Measurements



In this set

Osaka
Coffee
Table

→ Pg 123

Colour & Material

Fabric



Toffee

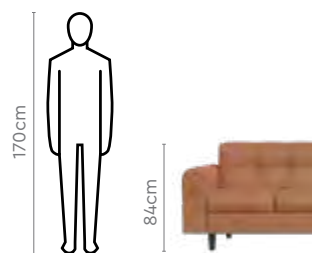


Green



Taupe

Proportion



Details



Monarch

Download PDF ↓

interio
by Godrej

Features

- Seasoned solid wood frame having undergone multi-step treatment for protection against termites and bugs.
- High quality synthetic leather upholstery that can be easily cleaned using only a piece of cloth.
- Upholstery that is resistant to cracking and fading, making it a durable addition to your space.
- High backrest and spacious seating designed ergonomically for enhanced shoulder and neck support.

Measurements

1 Seater



3 Seater



Colour & Material

Leatherette

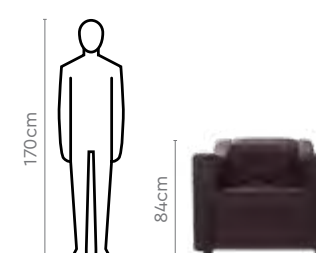


Burgundy




Black

Proportion



Details



Bevelark

Download PDF



Features


- Minimal, angular backrest meets eye-catching plump seating with generous back that let you lounge with a bit of support.
- Sturdy understructure made of pinewood with plywood cross-section.
- Family-friendly fabric upholstery makes it a good addition to homes with kids and pets.

Measurements



Colour & Material

Synthetic Leather



Details



Rejoice

Download PDF



Features


- Sturdy framework made of solid wood for greater longevity.
- Generously cushioned backrest with rounded armrests for comfort seating.
- Tufting at the back adds to the aesthetics.
- Low maintenance synthetic leather upholstery that is easy to clean.

Measurements



Colour & Material

Synthetic Leather



Proportion



Details



Rewind

Download PDF



Features

- Aesthetically pleasing, mid-back designer backrest with tufts and clean stitching.
- Rounded armrests with soft foam seating provide ergonomic comfort.
- Easy-to-clean synthetic leather or fabric for the cool touch and feel.

In the set

1 Seater



2 Seater



3 Seater



Opulent Advance
Coffee Table

→ Pg118



Colour & Material

Fabric



Brown

Synthetic Leather



Crush Brown

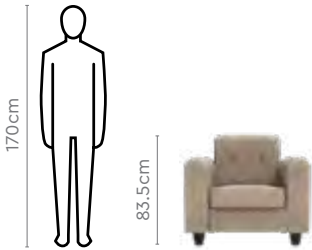


Download PDF



Rewind Sofa Set

Proportion



Measurements

1 Seater



2 Seater



3 Seater



Details



Highrolla®

Download PDF



interio
by Godrej

Features

- A perfect solution to all types of seating needs.
- Console is deep enough to store books, remotes, laptop bags etc.
- 100% polyester fabric with natural linen-like appearance.
- Saves space plus offers flexibility. Use modular units in various configurations, as a single corner piece or as combined units for more seating.



Colour & Material

Fabric

MTA Swatches



MTO Swatches



Measurements

All sizes in cm	Width	Depth	Height	Seat Height
1 Seater Standalone	77.0	85.0	88.0	42.0
2 Seater Standalone	132.0	85.0	88.0	42.0
3 Seater Standalone	186.0	85.0	88.0	42.0
Wing Chair	77.0	85.0	112.0	42.0
1 Seater Modular	55.0	85.0	88.0	42.0
2 Seater Modular	110.0	85.0	88.0	42.0
3 Seater Modular	164.0	85.0	88.0	42.0
Corner Sofa	83.0	83.0	88.0	42.0
Chaise	55.0	158.0	88.0	42.0



Pair with
Meraki
Coffee Table



→ Pg 117

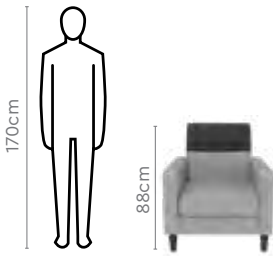
Download PDF



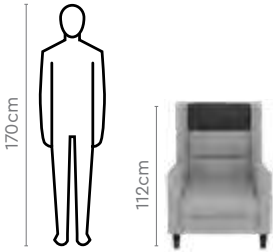
interio
by Godrej

Highrolla®

Proportion




Proportion



Measurements

1 Seater Standalone



2 Seater Standalone



3 Seater Standalone



Wing Chair



Chaise



Details



Flight

Download PDF



interio
by Godrej



Design Registration No.: 325717-001, 325718-001, 325719-001

Features

- Seating combines the support of an S-spring at the bottom, topped with a primary layer of super soft foam and a Recron cushioning for extended comfort and sinking feeling.
- Recron foam in the back cushion lends superior support every single time.
- The vibrant colour combination and fine fabric upholstery makes it an enviable addition to your living room.
- Combination of pinewood and plywood lends a durable frame structure, with plywood's resistance to moisture and termites, plus the thick knot-free robustness of pinewood.

In the set

1 Seater



2 Seater



3 Seater



Download PDF



interio
by Godrej

Flight Sofa Set

Colour & Material

Fabric

MTA Swatches



Red



Dark Grey

MTO Swatches



Camel



Khaki



Anthracite



Ash



Chocolate



Blue



Black



Purple



Truffle



Forest

Measurements

1 Seater



87.5cm

84.5cm



45cm

93.5cm

2 Seater



87.5cm

84.5cm



45cm


147.5cm

3 Seater



87.5cm

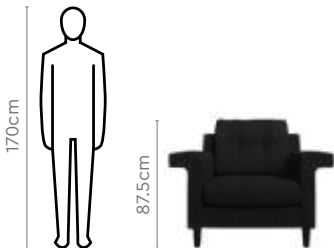
84.5cm



46cm

201cm

Proportion



Details



Colosseum V2

Download PDF ↓

interio
by Godrej

Features

- Smooth rounded flow back with firm support aiding upright or casual seating.
- Broad seating space and longer length of the 3-seater makes it an ideal place for napping or relaxed lounging.
- Rounded corners make the space friendly and inviting.
- Two-level matte membrane display surface on the corner junction serves as a generous docking area for books, gadgets, décor etc.

Measurements



In this set

Acura
Coffee Table

→ Pg112



Colour & Material


Fabric



Proportion



Details



Grandiose

Download PDF ↓

interio
by Godrej

Features

- A minimal and sleek sofa with visible stitching lines that create a clean, streamlined look.
- The solid wood structure makes it a sturdy and durable addition to your living room.
- It is elevated from the ground, allowing for easy cleaning underneath. The synthetic leather upholstery is quite easy to maintain.
- This mid-back sofa has a soft foam seating and ergonomic armrests that provide enhanced comfort.

Measurements

1 Seater




3 Seater



Colour & Material

Synthetic Leather



Details



Zompy Advance

Download PDF



Features

- Fine craftsmanship with pinewood understructure.
- Attractive form with sleek, soft, waterfall edge armrests.
- Soft seat and back cushions with fabric upholstery that allows skin to breathe.

In the set

1 Seater Standalone



2 Seater Standalone



3 Seater Standalone



Colour & Material

Fabric



Dark Brown



Camel

Pair with

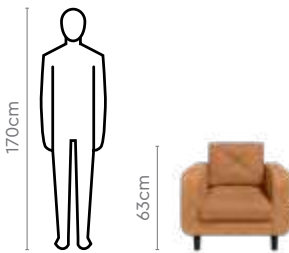
Meraki Coffee Table

→ Pg117



Zompy Advance Sofa Set

Proportion



Measurements

1 Seater Standalone



2 Seater Standalone



3 Seater Standalone



2 Seater LHS (same for RHS)



3 Seater LHS (same for RHS)



Corner Unit



Chaise



Details



Vespera

Download PDF



interio
by Godrej



Features

- The Vespera sofa's foam-filled cushions provide a soft and plush seating experience.
- Versatile design allows for multiple configurations, making it easy to customise the sofa to fit your space and preferences.
- Ideal for watching TV, playing games, or socializing with friends and family.

Colour & Material

Synthetic Leather



Pebble & Black



Peanut & Black

Measurements

1 Seater



2 Seater



3 Seater



Proportion



Details



Glee

Download PDF



interio
by Godrej




Features

- Comfortable and stylish, the Glee sofa's compact and contemporary design leaves enough space for other furniture in your living room.
- Generously cushioned backrest and rounded armrests create a relaxing and inviting experience.
- Low-maintenance synthetic leather upholstery is easy to maintain, in everyday life.

Colour & Material

Synthetic Leather



Cream & Coffee Brown

Measurements

1 Seater



2 Seater



3 Seater



Details



Aspire

Download PDF




Features

- The Aspire sofa's mid-back designer backrest with tufts and clean stitching creates a visually appealing and modern look.
- Rounded armrests and soft foam seating offer ultimate relaxation and ergonomic support for working on your laptop or chilling.
- Upholstery in high-quality fabric provides an enjoyable experience for years to come.

Measurements



Colour & Material



Details



Supreme

Download PDF



Features

- A combination of geometrical yet curvilinear design, with excellent fit, finish, and aesthetics.
- Solid rounded armrest facilitating good body posture while sitting.
- Stylish details such as wrinkle at armrest along with buttons.
- Mid-backrest providing enhanced ergonomic comfort.

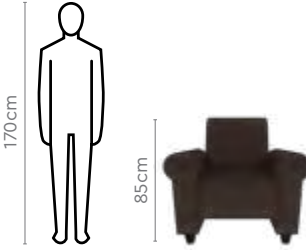
Colour & Material



Measurements



Proportion



Details



Pangram

Download PDF



Features

- The Pangram features dual-toned sofas designed to become the focal point of your living space.
- Multiple configurations allow custom layouts.
- Upholstered in durable fabric, foam-filled for comfort.
- Centre and corner tables with elegant wood accents provide ample surface area and concealed compartments for storage.

Colour & Material

Fabric



Dark Brown



Taupe

In the set

1 Seater Standalone



2 Seater Standalone



3 Seater Standalone



L Shape Sofa



Pair with

Coffee Table



Corner Table

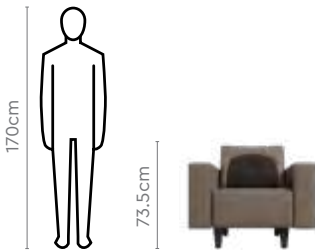


Download PDF



Pangram Sofa Set

Proportion



Measurements

1 Seater Standalone



2 Seater Standalone



2 Seater RH (same for LH)



3 Seater Standalone




3 Seater RH (same for LH)



Coffee Table



Corner Table



Details





Features

- The Suez offers 1-, 2-, and 3-seater options upholstered in luxe tobac-coloured synthetic leather and premium brown fabric for creating stunning single or dual-toned layouts.
- Optional armrests offer continuous support from the mid-backrest to the wide, angular armrests.
- Plush cushioning, tufted backrest, and ottoman enhance the aesthetics and comfort.

Colour & Material

Synthetic Leather & Fabric



Brown

In the set

1 Seater



2 Seater



3 Seater



3 Seater with armrest

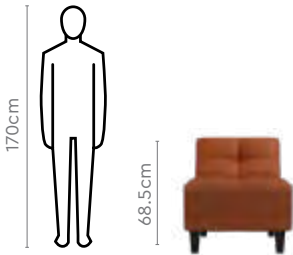


Ottoman



Suez Sofa Set

Proportion



Measurements

1 Seater



2 Seater



3 Seater



3 Seater with armrest



Ottoman



Details



Tyrant

Download PDF ↓



Features

- A sleek sofa with a streamlined silhouette and boxy flair, the Tyrant is built to endure with a solid wood framework. The square-padded backrest enhances the overall aesthetics.
- Soft, resilient foam provides comfort while the mid-backrest offers ergonomic support. Synthetic leather upholstery is easy to maintain.

Measurements

1 Seater



3 Seater



Colour & Material

Synthetic Leather

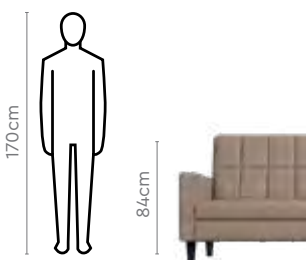


Cream



Black

Proportion



Details



Upmods®. Upgradable. Modular.

Upmods® is our new furniture range designed for easy customisation. With multiple size options and the ability to upgrade and refurbish over time, it's a practical choice that can grow with your needs and preferences.

Upmods® Sofas. Comfort that keeps up with your life.


The Upmods® sofa is a complete solution for living spaces, with many options for size, colours, configurations and customizable parts. This allows the sofas to transform completely from one version to another to suit changing tastes and requirements over time.



There are multiple options available for armrests, each optimised for different ergonomic and functional requirements. For example the one pictured is equipped with storage and a built-in micro USB port.

Customizable Parts


7 Types of Backrest



4 Types of Legs



7 Types of Armrest



Choose from different armrest and backrest options to best suit your taste.



Armrest 1



Armrest 6



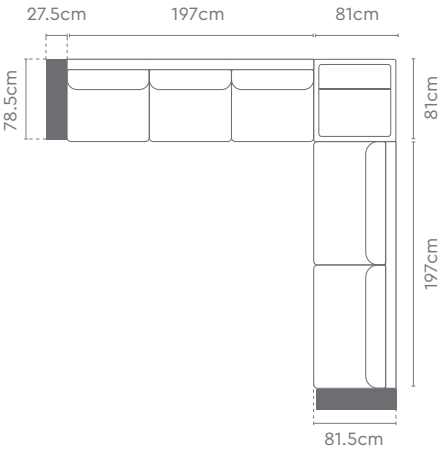
Armrest 7

Configurations

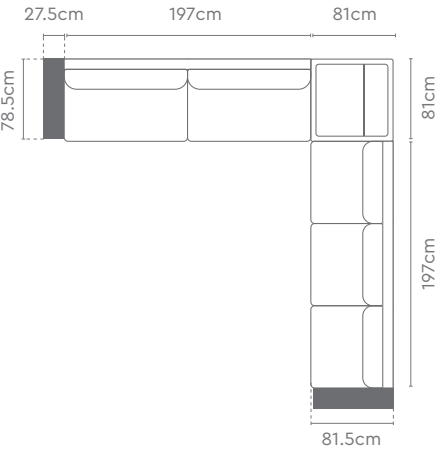
L-Shaped Variants



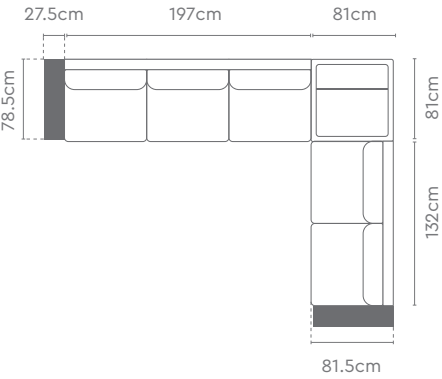
5 Seater with Corner Storage



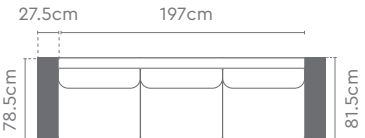
5 Seater with Corner Storage



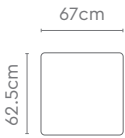
5 Seater with Corner Storage



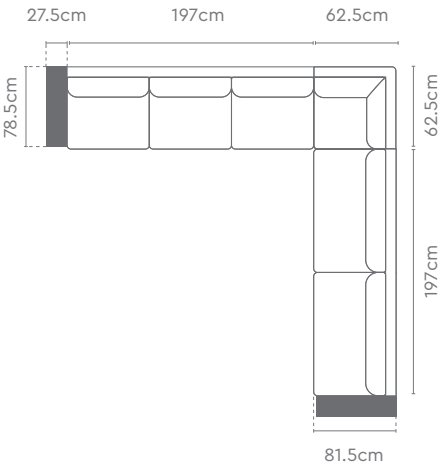
3 Seater



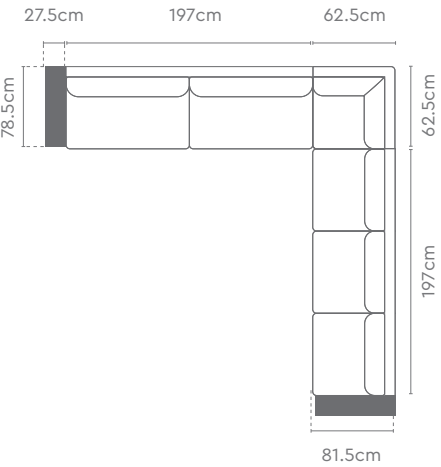
Ottoman



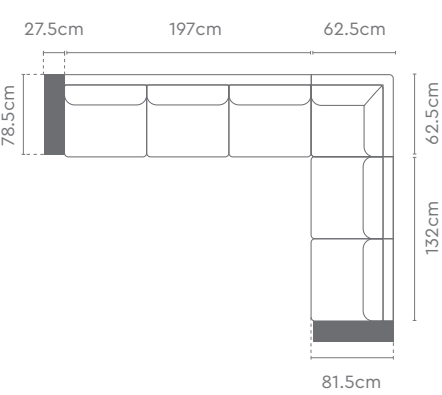
5 Seater with Corner Seat



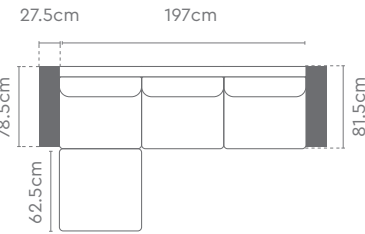
5 Seater with Corner Seat



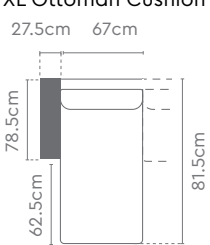
5 Seater with Corner Seat



3 Seater with Ottoman



3 Seater with XL Ottoman Cushion



The sofas displayed on the 'Configuration' pages are equipped with Armrest Type 5.

Configurations

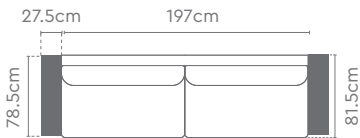
2 Seater



2 Seater



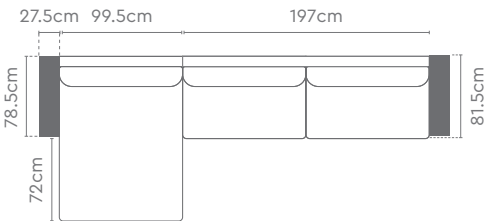
2 Seater with XL Cushion



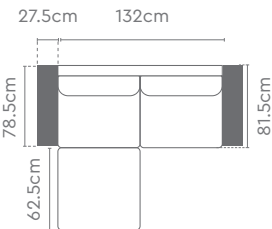
2 Seater + Chaise



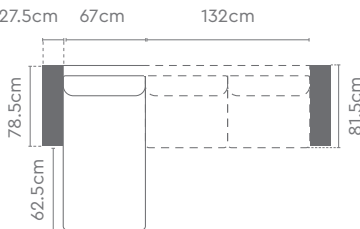
2 Seater with Chaise



2 Seater with Ottoman



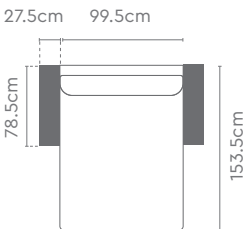
2 Seater with XL Ottoman Cushion



Chaise



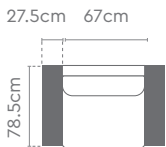
Chaise Standalone



1 Seater



1 Seater



The sofas displayed on the 'Configuration' pages are equipped with Armrest Type 5.

Armrest Types


Armrest 1



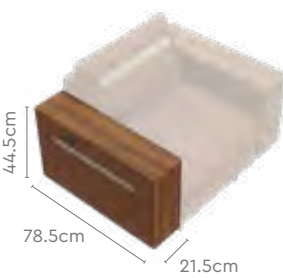
Armrest 2




Armrest 3



Armrest 4



Armrest 5



Armrest 6



Armrest 7



Measurements

All sizes in cm	Width	Depth	Height
Armrest 1	18.5	82.0	48.0
Armrest 2	21.5	80.5	52.5
Armrest 3	21.5	80.5	54.0
Armrest 4	21.5	78.5	44.5
Armrest 5	27.5	80.5	51.0
Armrest 6	27.5	80.5	50.5
Armrest 7	20.0	80.5	46.5

Armrest 3 and Armrest 4 are equipped with storage space.

Armrest 3



Armrest 4



Single Tone

Fabric

Ash



Anthracite



Black



Khaki



Truffle



Chocolate



Purple



Camel



Forest



Blue



Leather

Beige



Toffee



Marine Blue



Charcoal



Black



Dual Tone: Fabric + Leather

Beige + Khaki



Toffee + Tuffle



Beige + Purple



Charcoal + Camel



Beige + Forest



Toffee + Chocolate



Charcoal + Ash



Marine Blue + Blue



Black + Anthracite



Black + Black



Colour + Material

Fabric



Ash



Anthracite




Black



Khaki




Truffle



Chocolate



Purple



Camel



Forest



Blue

Leather



Beige



Toffee



Marine Blue



Charcoal



Black

Legend

Download PDF



Features

- An inviting combination of simplicity and luxury, the Legend sofa adds strong character to any living space with its crisp, angular lines.
- Mid-backrest, broad armrests, long-lasting, resilient cushions provide continual comfort and ergonomic support. Legs are fitted with bushes for scratch-free, easy movement.

Measurements

1 Seater



3 Seater



Colour & Material

Synthetic Leather

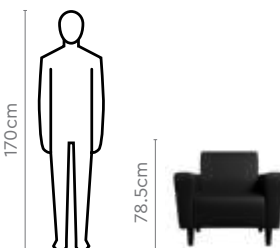


Cream



Black

Proportion



Details



Tranquil

Download PDF



Features

- The spacious design of the Tranquil L-shaped sofa bed has ample seating for family gatherings and social events.
- High-quality upholstery brings both luxury and comfort to your seating experience.
- Can be transformed into a bed at the touch of a button for personalized comfort.
- The armrests have pockets to store magazines or papers within reach.
- Stylish and modern design with neutral tones complements a variety of interior styles.

Measurements



Colour & Material

Fabric



Fab Brown

Details



Cubicon

Download PDF ↓

interio
by Godrej

Features

- Multi-functional and multi-utility with storage; assemble into a three-seater sofa + L-shaped sofa + six-seater sofa + day bed.
- Portable, self-supporting back cushions and soft foam mattresses with uniform thickness for superior sleeping comfort.
- Dual safety latch in bed mode for stationary unit, and hidden storage with detachable felt fabric cover.
- Smooth pull out mechanism for transformation from sofa to bed and vice versa, which is noiseless and easy.
- Excellent space management, as the sofa can be turned into two separate beds.



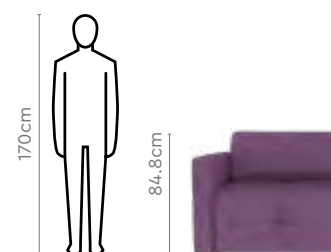
Measurements



Details



Proportion

Transpose[®]

Download PDF ↓

interio
by Godrej

Features

- Premium comfort plus a functional sofa-cum-bed without compromising on the aesthetics.
- Upholstered sofa that transforms into a bed easily and has ample storage space, a perfect solution for city dwellers.
- Contemporary looks and well-engineered functionality, it gives value for money considering the spaces it occupies.



Colour & Material

Fabric



Grey

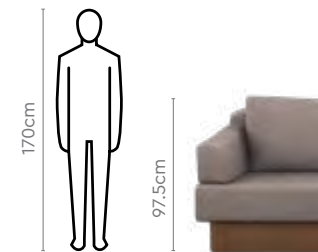
Measurements



Details



Proportion




Attix

Download PDF ↓

interio
by Godrej


Features

- Designed to provide a superior experience both as a sofa and as a bed, with unique side storage which inspired the name Attix.
- Multi-use storage units with soft-closing hinges.
- Easy pullout mechanism to convert into a bed by pulling out the bottom drawer. Flip the top part of the quality sofa seat mattress onto the hidden shallow storage.
- Special anti-stain polyester fabric upholstery, soft topper foams, and quilted details for enhanced comfort.
- Wedge-shaped mobile backrests with firm support.




Colour & Material

Fabric



Denim



Dark Grey

Measurements

Sofa



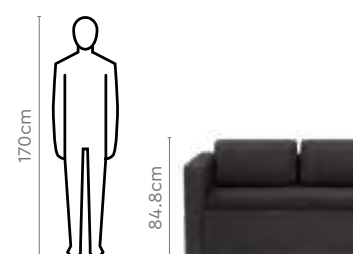
Bed



Details



Proportion



Indulge

Download PDF ↓

interio
by Godrej

Features

- The Indulge sofa combines style and functionality.
- Backrest and armrests adjust to preferred position for maximum comfort.
- Sofa transforms into a bed for a comfortable night's sleep.
- Fab leather upholstery gives a cool sensation.
- Hidden storage compartment to store blankets, pillows, or other items.
- Powder-coated metal understructure and high-quality foam layers ensure long-lasting enjoyment.



Colour & Material

Fab Leather (MicroFibre)



Brown

Measurements

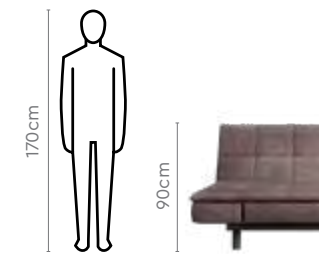
Sofa




Bed



Proportion



Details



Windsor

Download PDF



Features

- An innovative solution with storage for compact space, and living rooms.
- Transformation from sofa to bed or bed to sofa is smooth, safe, and requires only a light pull, making it kids- or elder-friendly.
- Added functionality of storage beneath the seat.
- Armrest can be adjusted by in-built click-clack mechanism for casual or formal seating.



Colour & Material

Fabric



Brown

Measurements

All sizes in cm	Width	Depth	Height	Seat Height
Sofa	200.0	98.0	86.0	42.0
Bed	200.0	140.0	42.0	-



Twogether

Download PDF



Features

- Modern, minimalistic diwan-cum-bed suitable for evolving urban lifestyles.
- The system effortlessly pulls out rollers. Magnets keep a closed pull-out storage system in place.
- Large ledge for display items and 3 utility shelves for storing knick-knacks.
- Metal frame skeletal structure for durability.
- Twin drawer storage below the second mattress stows clutter away.



Colour & Material

Engineered wood



Cinnamon

Fabric



Chocolate & Red

Measurements

Sofa



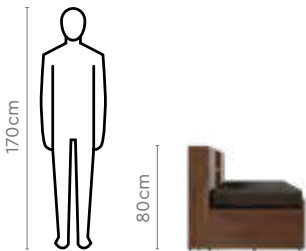
Bed



Details



Proportion



Tunin

Download PDF



Features

- Tunin is a configurable recliner with ample seating, ideal for relaxing with family and friends.
- The smooth motorized reclining mechanism operated through a touch button allows you to adjust for maximum comfort.
- Convenient mobile charging ports and storage compartments on armrests keep belongings organised and within reach.
- Extend the leg rest for added comfort and support.
- Spacious and comfortable seating to watch TV, play games, or unwind.



Colour & Material

Synthetic Leather & Fabric



Mushroom
& Peanut



Mint

Measurements

2 Seater



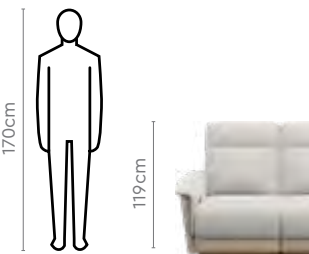
3 Seater with LH Console



2 Seater With LH Chaise



Proportion



Details



Luster

Download PDF



Features

- The L-shaped design of the Luster recliner offers more seating than most recliners, creating an inviting social space.
- Easily adjust the motorized recliner with the touch of a button for maximum reclining comfort.
- All the backrests and headrests are adjustable, allowing for personalised comfort and convenience.
- Upholstered in premium synthetic leather, providing a luxurious and durable seating surface.
- The spacious design is ideal for watching sports or socialising with friends and family.



Colour & Material

Synthetic Leather



Granite

Measurements



Proportion



Details



Swing

Download PDF



Features

- The Swing recliner's contemporary design with elegant lines and recliner functionality offers both comfort and style.
- Upholstered with superior finishing in a cool-to-touch polyester fabric with soft foam.
- Ergonomically designed with a high backrest and lumbar support that allows you to sink in and relax. Both armrests include storage space.
- Adjustable reclining operated through a touch button allows you to find a position for maximum comfort.
- Enjoy a gentle rocking motion and swivel functionality for added versatility.



Colour & Material

Fabric



Steel Blue

Measurements

1 Seater



Proportion



Details



Spark

Download PDF



Features

- Elevate your living space with the sleek and luxurious Spark recliner.
- Top-grain leather, plush padding, high back support and wide seating offer an indulgent seating experience.
- A touch of a button at both ends allows you to adjust the recliner to your preferred position for maximum comfort.
- Features extendable armrests equipped with coffee holders.
- Great for family gatherings, movie nights, or a makeshift bed for overnight guests.

Measurements

1 Seater



3 Seater



Colour & Material

Leather



Granite

Details



Revive

Download PDF



Features

- Top-grain soft leather upholstery for increased level of comfort.
- Motorised recline function to provide smooth and seamless experience.
- Additional cushions for extra lumbar support.



Colour & Material

Leather

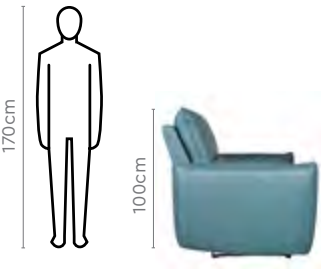


Blue

Measurements

All sizes in cm	Width	Depth	Height	Seat Height
1 Seater	96.0	92.0	100.0	50.0
2 Seater	157.0	92.0	100.0	50.0

Proportion



Details



Nelson

Download PDF



Features

- Power-controlled hugger mechanism reclining into any position with touch buttons near armrest for personalised comfort.
- Effortless and noiseless movement from upright to fully reclined. Go from 90° to 160° angle within seconds.
- Stable base due to metal reclining mechanism which is powder-coated, ensuring robust support and longevity.
- Soft foam in seat and backrest, upholstered with superior finishing, in a cool-to-touch polyester fabric.
- Ergonomically designed with high backrest and head support for optimal spine relaxation.



Colour & Material

Polyester Fabric



Dark Blue

Measurements



Proportion



Alantra

Download PDF



Features

- Composite leather upholstery with pure leather at touchpoints and synthetic leather at non-touchpoints, making this sofa highly durable, breathable, and aesthetically appealing.
- Smooth and noiseless reclining mechanism which can be adjusted at any angle as per the requirement of the user.
- The maximum reclining inclination is 140 degrees.
- Rocking and swivel mechanism in the one-seater adds to the functionality.
- Embedded coffee table in the three-seater for Home Theatre experience.



Colour & Material

Composite Leather



Blue

Measurements

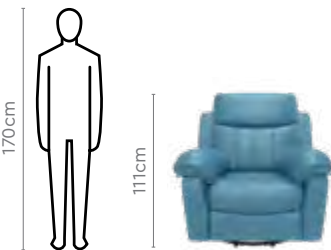
1 Seater



3 Seater



Proportion



Details



Clermont

Download PDF



Features

- Smooth and noiseless reclining mechanism which can be adjusted at any angle as per the requirement of the user. The maximum reclining inclination is 140 degrees.
- Composite leather upholstery, pure leather at touchpoints and synthetic leather at non-touchpoints, making it highly durable, breathable, and aesthetically appealing.
- Rocking and swivel mechanism in one-seater adds to the functionality.

Colour & Material

Composite Leather



Brown

Measurements

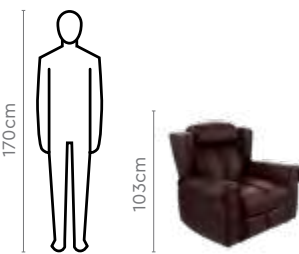
1 Seater



3 Seater



Proportion



Details



Parana

Download PDF



interio
by Godrej



Features

- Parana is an L shaped recliner with a chaise for relaxed lounging. The sleek curved armrests and soft foam seating with waterfall edges add to its sophisticated look.
- Upholstered in genuine leather at touch points, the seats feature high backrests that provide better head support and let you sink in comfortably.
- The smooth noiseless reclining mechanism can be easily operated and includes an integrated footrest.

Measurements



Colour & Material

Genuine & Synthetic Leather



Beige

Details



Missouri

Download PDF



interio
by Godrej



Features

- Missouri is a comfortable and stylish L shaped recliner with a chaise and enhanced lumbar support, perfect for relaxing at any time of the day.
- Upholstered with genuine leather at touch points in a lush olive green colour.
- It has an integrated footrest and easy-to-use touch buttons. The backrest can be adjusted anywhere between 110° to 134° for comfort. It also has a USB port for charging devices.

Measurements



Colour & Material

Genuine & Synthetic Leather



Olive Green

Details



Solitaire

Download PDF



interio
by Godrej



Features

- The L-shaped sofa offers more seating than traditional sofas creating a comfortable social space.
- Recliners at both ends are great for movie nights, family gatherings, or makeshift beds for overnight guests.
- Zero-gravity position in recliners relaxes the back and neck and eases tension.

Measurements



Colour & Material

Fabric



Midnight Blue

Details



Volga

Download PDF



interio
by Godrej



Features

- Surrender to the luxurious embrace of the Volga, crafted for ultimate comfort that's built to last.
- Genuine leather touchpoints age beautifully over time. Adjustable head and neck support. Rock and swivel motion add a soothing element.
- Noiseless transition from an upright to a reclined position in seconds with the touch of a button.
- Strong plywood and Pine wood frame with a sturdy metal reclining mechanism ensure durability.
- Built-in USB ensures devices stay powered up.

Colour & Material

Genuine & Synthetic Leather

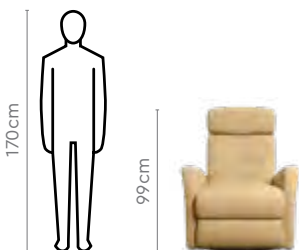


Cappuccino

Measurements



Proportion



Details



Indus

Download PDF



Features

- A luxurious and comfortable recliner with a high backrest and soft foam seating that lets you sink in and relax.
- The reclining mechanism is smooth, noiseless and can be adjusted anywhere between 105° to 134° for the best inclination according to your preference.
- It includes an integrated footrest that can be operated easily with a handle.
- Upholstered in genuine leather at touchpoints, which provides increased durability and resistance to wear and tear.



Colour & Material

Genuine & Synthetic Leather



Burgundy

Measurements

1 Seater



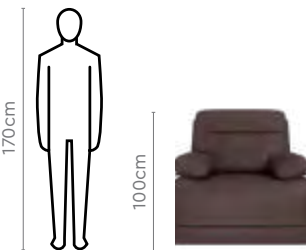
2 Seater



3 Seater



Proportion



Details



Sumo V2

Download PDF



Features

- Contemporary design with elegant lines and recliner functionality across all units.
- Wide armrests, especially in the two-seater, with each end having adequate space to rest your arm as you hold a beverage or a small bowl of food.
- All units have generous seating, ensuring that there is plenty of room to move as you sit.
- S-spring suspension system built in the base frame for a bouncy feel.
- Comes with an integrated coffee table.



Colour & Material

Fab Leather (Microfibre)



Tan Grey



Blue Grey

Measurements

1 Seater



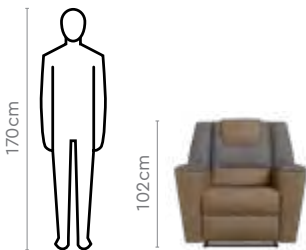
2 Seater



3 Seater



Proportion



Details



Nurest

Download PDF



Features

- The Nurest's stylish design and top-grain soft leather upholstery provide an indulgent seating experience.
- The recline function adjusts to preferred position, allowing you to relax and unwind after a long day.
- The modern design complements a variety of interior styles.
- Binge watch shows or curl up with a book and enjoy a moment of peace and quiet.



Colour & Material

Synthetic Leather / Microfibre



Beige & Peanut
(Synthetic
Leather)



Tan & Peanut
(Microfibre)

Measurements

1 Seater



80cm

107cm



98cm



169.5cm

51cm

3 Seater



80cm

107cm



214cm

51cm

Proportion



Details



Alpine

Download PDF



Features

- The Alpine recliner melts tension away with generously padded cushions filled with soft conjugated polyester fibre that cradle your body from head to toe.
- The high backrest, enhanced head and lumbar support relieve pressure points.
- Smooth, manual recline allows you to find your perfect position from 105 to 135 degrees.
- Luxurious and durable with high-quality abrasion-resistant upholstery and a long-lasting reclining mechanism.
- Transforms any space into a personal oasis of relaxation.



Colour & Material

Synthetic Leather



Light Mist

Measurements

1 Seater



88cm

100cm



83cm



137cm

48cm

3 Seater



88cm

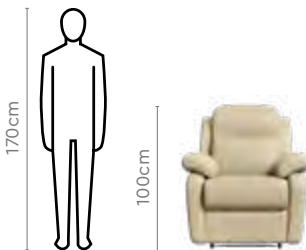
100cm



189cm

48cm

Proportion



Details



Elbe

Download PDF ↓



Features

- Elbe is a power control recliner with a touch button near the armrest for personalised comfort.
- Easy and noiseless transition from upright to fully reclined position, achieving a 90° to 160° angle in seconds.
- The metal reclining mechanism forms a robust base, ensuring sturdy support and lasting durability.
- Premium cushioning in seat and backrest, upholstered with a superior finish of breathable and durable polyester fabric.



Colour & Material

Fabric



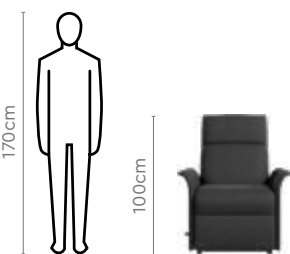
Fab Black

Measurements

1 Seater



Proportion



Details



Milos

Download PDF ↓



Features

- Blending style with comfort, the Milos recliner transforms your living space into a cosy retreat.
- Wide seating, plush cushions, ergonomic design wrap you in softness.
- It is a push back recliner equipped with a full back massager for added relaxation.
- Combines synthetic upholstery for breathability and pure leather at touchpoints for durability.
- Ideal for lounging, watching movies, or enjoying quiet moments.



Colour & Material

Genuine & Synthetic leather



Black



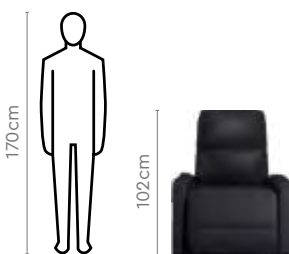
Cream

Measurements

1 Seater



Proportion



Details



Ebb

Download PDF



Features

- The Ebb recliner's sleek design and high-quality fabric upholstery provide a luxurious seating experience.
- Power-controlled recliner function allows you to find a comfortable position, watching TV, on your laptop, or reading.
- Transition from upright to fully reclined in seconds without disturbing others.
- The powder-coated metal reclining mechanism ensures a stable base.



Colour & Material

Fabric



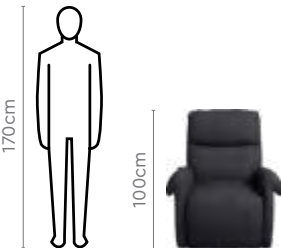
Fab Black

Measurements

1 Seater



Proportion



Details



Scout

Download PDF



Features

- The Scout recliner provides ultimate relaxation with comfortable seating and high-quality synthetic leather upholstery.
- Sectioned backrest and manual push-back mechanism allow smooth transition to a fully reclined position.
- Ergonomic design enhances your relaxation, watching TV or snoozing.



Colour & Material

Synthetic Leather



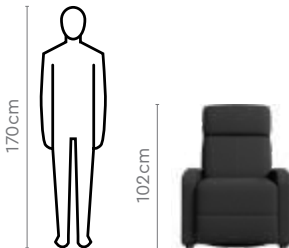
Black

Measurements

1 Seater



Proportion



Details



Trapeza Easy Chair

Download PDF



interio
by Godrej



Features

- The eye-catching round chair is uniquely designed with bent plywood.
- The curved backrest with padded foam cradles the body for comfort seating.
- Strong, stable structure of rubberwood for creating enduring memories.
- High-gloss finish on wood gives it an extra-classy look.

Measurements



Colour & Material

Fabric & Wood



Details



Alice

Download PDF



interio
by Godrej



Features


- Simple yet sleek design that can complement the existing décor of your living space, and blend well with your choice of sofas and couches.
- Easy access shelf neatly tucks away all your essential tidbits like magazines and board games, and maintains the aesthetic of your room.
- Smooth and neat finish facilitates easy cleaning and everyday maintenance.

Colour & Material

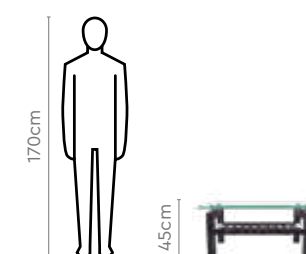
Wood



Measurements



Proportion



Details



Acura

Download PDF



Features

- Ultra-modern combination of wood and glass, specifically shaped and engineered to give it stability. Now, your drinks won't spill as easily in case of accidental tugs and yanks.
- The Wenge finish of the coffee table is done with utmost care, making it a posh addition to your space.
- Has multiple compartments to store books, magazines, or place décor items. A hidden compartment within can be used to store utility bills and keys.
- Good ground clearance enables easy cleaning.



Colour & Material

Wood

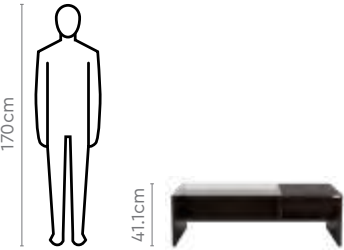


Wenge

Measurements



Proportion



Details



Bloom

Download PDF



Features

- Rubberwood understructure with a 12mm tempered glass top.
- MS sheet at the base, with a laser-cut floral design, can be used as a display shelf.
- Clean minimal lines make the Bloom table, a versatile piece that can fit into many settings without overpowering the space.



Colour & Material

Wood

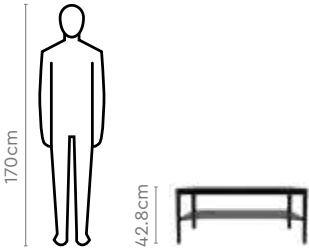


Walnut


Measurements



Proportion



Details



Caferia

Download PDF



- Features
- A bold coffee table with a distinctly sculptural appearance.
 - The base material is made of fibreglass which has an added advantage of being rust-free.
 - UV-cured stainless steel disc affixed to the understructure.



Colour & Material

Fibreglass

Red


Black

Measurements

All sizes in cm	Width	Depth	Height
Coffee Table	124.0	57.0	42.0



Details



Dual

Download PDF



- Features
- Modern enough to give an edge, and subtle enough to blend in seamlessly with modern or traditional décor styles.
 - Crafted with a notch for opening, the drawer is free of protruding handles giving clearance for other furniture.
 - Comes with a three-level storage to accommodate a variety of items and utilities.
 - Drawer can be opened from both ends, eliminating the need for awkward shuffling or reaching across the table.
 - Unlike wood, the fuss-free glass top makes it easy to wipe away any spills without causing any damage to the aesthetics.



Colour & Material

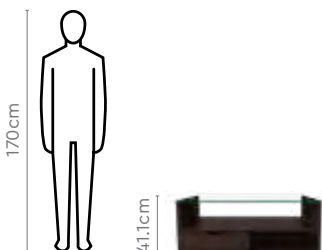
Wood

Wenge

Measurements



Proportion



Details



Gayle

Download PDF



Features

- Distinct, sculptural design that adds a modish touch to your living space.
- UV-cured stainless steel disc holds the top and understructure together, ensuring a clean, durable bond and balanced core that doesn't topple easily.
- Made from fibreglass, there is no worry of rust or decay, making it a good choice for the long term.




Colour & Material

Fibreglass

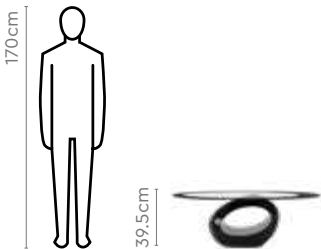


Black

Measurements



Proportion



Details



Meraki

Download PDF



Features

- Rectangular contemporary unit in a solid finish that can pair well with the rest of your furniture, regardless of the style of your home.
- Added storage with two open shelves, a closed wide shelf with a white cover, and a big closed shelf.
- Due to the knockdown construction, it is easy to assemble and disassemble.
- Easy-to-access storage, with shelves that are accessible from both sides.



Colour & Material

Engineered Wood

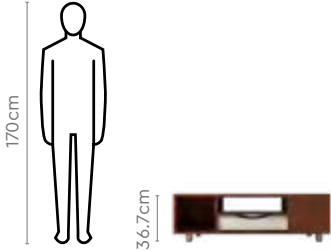


Brown & Beige

Measurements



Proportion



Details



Pair with



Meraki Corner Table

→ Pg 154



Opulent Advance

Features

- Sturdy Sheesham wood frame, solid wooden legs, and tempered glass top.
- Luxurious aesthetic that is neatly lined with the form and shape of the table.
- Versatile glass top in a neutral colour and contrasting darker legs in walnut shade.
- Easy to maintain, with ground clearance for cleaning.
- 2 additional drawers that let you keep small accessories handy.



Colour & Material

Sheesham Wood



Beige

Measurements

Opulent Coffee Table

**DURA WOOD** Range of solid wood products

Opulent Plus Coffee Table



In this set

Opulent Advance Sofa

→ Pg 34



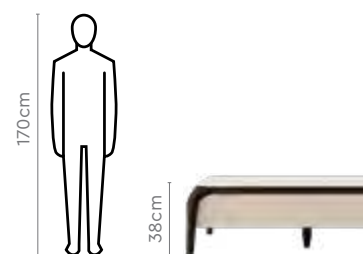
Pair with

Opulent Advance Media Unit

→ Pg 178



Proportion



Splenda Pro

Features

- Simple is better. It is especially true for this table which stands out due to its simplicity, making for a pleasant addition.
- There is nothing more fitting than a coffee table in a cappuccino colour. It catches the eye in any space.
- Rubberwood is not only a good-looking option, but it also has a high resistance to termites and molds, prolonging the table's lifespan.
- The strength of a table is dictated by its frame. The strong wood frame of this table allows it to withstand rough usage.



Colour & Material

Rubberwood

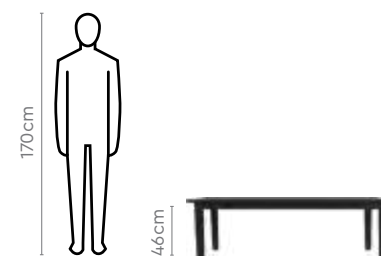


Cappuccino

Measurements



Proportion



Details



Victoria

Download PDF



Features

- Vintage-era inspired colour and design, with curved legs and a walnut finish, that adds a classic charm to the space.
- Made of high-density plywood and a rubberwood underframe, this clean design, free of unnecessary details makes it easy to maintain.
- 24mm thick surface that can support up to 50 kgs.



Colour & Material

Plywood + Rubberwood

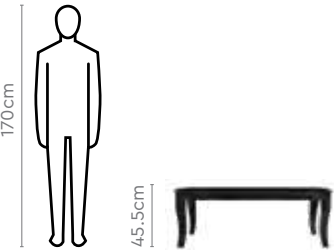


Walnut

Measurements



Proportion



Details



Skyline

Download PDF



Features

- Made of durable toughened glass, it flaunts a robust structure with a load-bearing capacity of 40 kgs.
- Inspired by a love for simplicity and the orient, this beautiful piece comes with a side display niche as well as with open storage.
- With its smooth and neat finish, the Skyline Coffee Table is easy to clean and requires low maintenance.
- Due to the knockdown construction, it's easy to assemble and disassemble.



Colour & Material


Engineered Wood



Black

Measurements

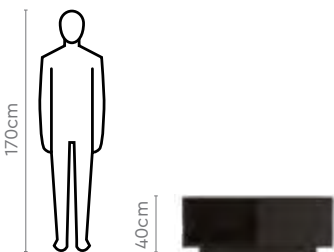
Coffee Table (Large)



Corner Table



Proportion



Details



Harmony

Download PDF



Features

- High load-bearing capacity of 40 kgs without compromise on design aesthetics.
- Minimalistic design with a combination of closed and open storage.
- Body panels are made of 1.8cm thick prelaminated engineered wood, making it sturdy and durable.
- The lamination cover is treated by a process of Melamine Impregnation, giving it superior abrasion and stain resistance.
- Fitted with superlative quality hardware, making it a built-to-last companion to your space.



Colour & Material

Engineered Wood



Remini Walnut

Measurements

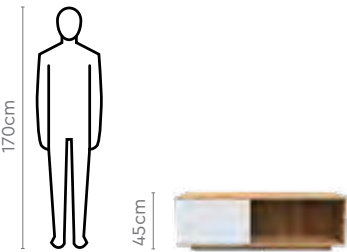
Coffee Table (Large)




Coffee Table (Small)



Proportion



Details



Osaka

Download PDF



Features

- Great design meets top functionality with high load-bearing capacity of 40 kgs.
- Inspired by a love for simplicity and the orient, this beautiful piece comes with large dual access open storage and a niche on the side for display.
- Body panels are made of 1.8cm thick prelaminated engineered wood, making it sturdy, durable, and a great choice for a living room.



Colour & Material

Engineered Wood




Remini Walnut

Measurements

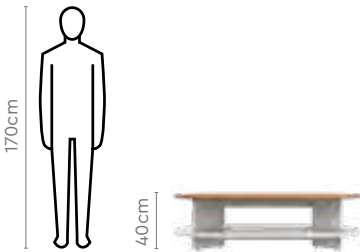
Coffee Table (Large)



Coffee Table (Small)



Proportion



Details



Alita Pro

Download PDF



Features

- Geometric shape in two-tone brown and beige shades for a warm and earthy feel.
- Concealed storage with swivel mechanism for easy accessibility.
- Sleek and spacious but not as bulky.
- Consists of two layers of open and closed storage for more display and usage.
- Light weight for mobility.



Colour & Material

Wood

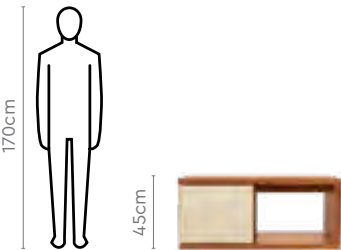


Walnut + Beige


Measurements



Proportion



Details



Flicker V2

Download PDF



Features

- Symmetrical curved design at top and side.
- Made of Sheesham wood as a standalone construction.



Colour & Material

Sheesham Wood

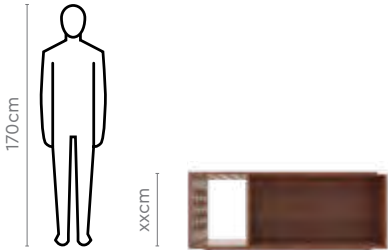


Walnut


Measurements



Proportion



Details



Accord

Download PDF




Features

- Accord can up the style quotient of any living space.
- The modern, clean design exudes a fresh and airy ambiance.
- Versatile large span design in a neutral colour that can be styled with ease.
- High-gloss finish coupled with stainless steel legs.
- Open niche in a wooden finish for added utility, such as for additional storage or display units.



Colour & Material

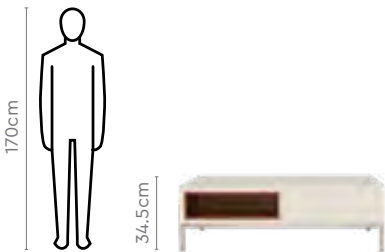
Wood



Measurements



Proportion



Details



Tuxedo

Download PDF



Features

- The Tuxedo coffee and corner tables are round in design, uniquely resembling a tuxedo.
- The natural oak-wood finish of the tabletop beautifully complements the collar with a matte black, powder-coated finish.
- The elegant understructure is reinforced by cross-member support, providing a robust yet lightweight base that facilitates easy cleaning.
- The metal legs and collar have a sleek design that works well in both small and large spaces.




Colour & Material

Engineered Wood



Powder Coat Metal



Measurements

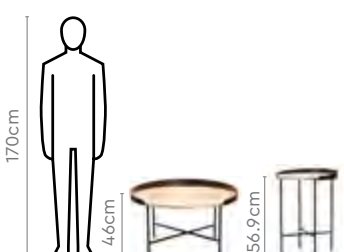
Coffee Table



Corner Table



Proportion



Details



Davy

Download PDF



Features

- A sleek table with generous storage space suitable for various storage needs.
- Storage shelves on each end complement the central display space with toughened glass on top.
- The slender, matte black swagged legs taper downwards and add a playful, but elegant touch.



Colour & Material

Engineered Wood



Cincinnati Walnut

Measurements

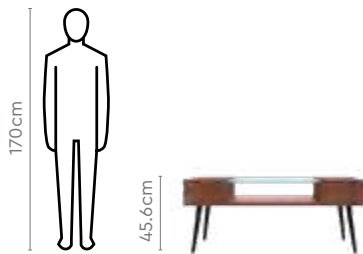


Pair with
Davy
Corner Table

→ Pg 168



Proportion



Details



Diante

Download PDF



Features

- Concealed, spacious dual drawer that slides both ways for easy access on either side.
- Tabletop and drawer panel have similar marble finishes creating a near-monolithic look.
- The sturdy rectangular design with a stone finish provides contrast and balance to any living space.



Colour & Material

Engineered Wood

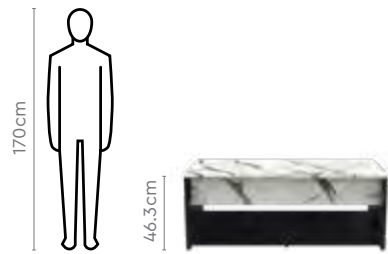


Afyon &
Black Ink

Measurements



Proportion



Details



Lean

Download PDF



Features

- Asymmetry is at play in this modern design with curvaceous overhangs.
- The storage space comprises a deep, open shelf, a concealed, two-way drawer that slides lengthwise, and a décor space.
- Durable, sturdy structure designed to last long and build memories.



Colour & Material

Engineered Wood



Measurements

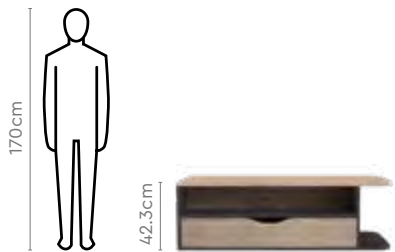


Pair with
Lean
Corner Table

→ Pg 164



Proportion



Details



Nefer

Download PDF



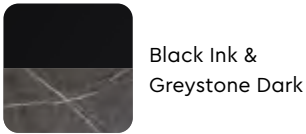
Features

- Inspired by the beauty of marble vases, this black-tinted tabletop harmoniously binds with the understructure in a marble finish.
- The bold use of curves creates interesting spaces for display and storage.
- Durable, toughened glass tabletop supported by high-quality craftsmanship built to last.



Colour & Material

Glass & Engineered Wood



Measurements

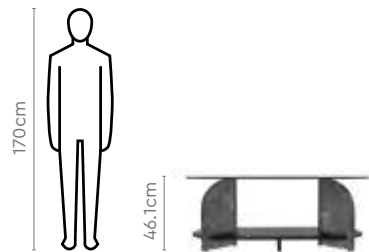


Pair with
Nefer
Corner Table

→ Pg 166



Proportion



Details



Ontar

Download PDF




Features

- The timeless beauty of white marble meets today's need for high functionality.
- The luxurious-looking tabletop is large enough for party snack times and casual family dining.
- Castors facilitate easy movement around the living space.
- An open shelf, parted along the length creates space for storing books.



Colour & Material

Engineered Wood



Measurements

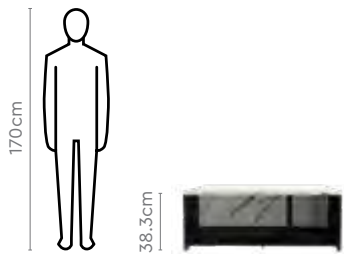


Pair with
Ontar
Corner Table

→ Pg 169



Proportion



Details



Silv

Download PDF



Features

- The brown-tinted tabletop made of toughened glass aesthetically overhangs a niche shelf creating a tiered look.
- The bottom structure flaunts ample storage with concealed drawers and display spaces on both sides.
- Strong, sturdy body with Cinnamon wood finish adds durability and warmth.



Colour & Material

Engineered Wood



Measurements

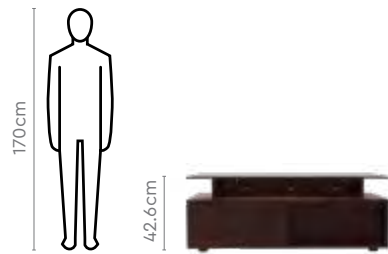


Pair with
Silv
Corner Table

→ Pg 167



Proportion



Details



EOS

Download PDF



Features

- Aesthetically designed with practical features for optimal organization.
- Storage comprises a generous open niche, display space, special shelf storage for items used regularly, and a dual drawer that slides open on both sides.
- Clear, toughened glass accentuates the warm Cinnamon panels.



Colour & Material

Engineered Wood



Cinnamon

Measurements

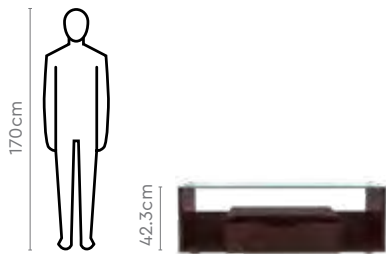


Pair with
EOS
Corner Table


→ Pg 165



Proportion



Details



Luna

Download PDF



Features

- A minimalistic design with a harmonious play of gentle curves, arcs, and lines.
- Elegant marble-patterned tabletop in high-gloss finish which is easy to maintain.
- Body panels are made of strong high-quality wood that is durable and grows more beautiful with age.



Colour & Material

Engineered Wood



Gordion &
Palau Teak

Measurements

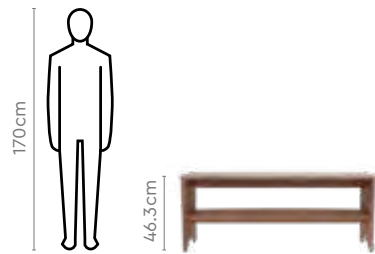


Pair with
Luna
Corner Table

→ Pg 170



Proportion



Details



Travit

Download PDF



Features

- A unique blend of geometrically-split shelves contrasted with warm, wood-grain and ivory finishes.
- The minimalistic design inserts into any context and is built with quality craftsmanship to last long.
- Castors make movement easy.




Colour & Material

Engineered Wood



Remini Walnut

Measurements

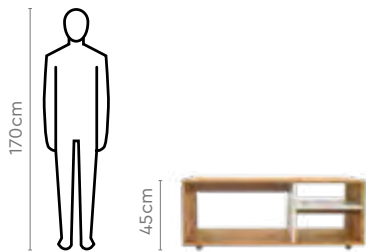


Pair with
Travit
Corner Table

→ Pg 162



Proportion



Details



Reson

Download PDF



Features

- Using the design principle of repetition, Reson combines the elements of wood and metal and the playful use of curves.
- Generous open storage space with an asymmetrical bottom shelf adds to the aesthetics.
- Fine craftsmanship with a sturdy structure and elegant finishes in warm, wood grain and black ink.



Colour & Material

Engineered Wood



Noce Versailles
& Black Ink

Measurements

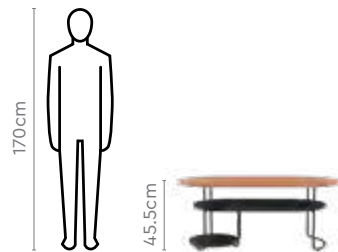


Pair with
Reson
Corner Table

→ Pg 163



Proportion



Details



Gracia

Download PDF




Features

- Gracia beautifully blends the grace of black marble with captivating wood patterns, in a striking high-gloss finish that is easy to maintain.
- The design is sleek and linear with plenty of shelf storage space. A shelf each is accessible on three sides.
- The corner complementary unit hypes up the overall appeal of your living space.
- Built with meticulous craftsmanship to create a lasting impression.



Colour & Material

Engineered Wood



Measurements

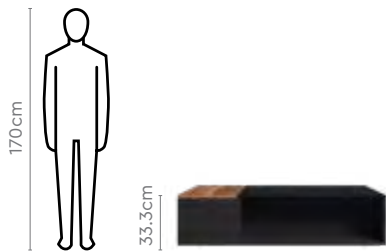


Pair with
Gracia
Corner Table


→Pg171



Proportion



Details



Transpose V2

Download PDF




Features

- A coffee table that can transform into a dining/study table.
- The top panel mounted with table lift-up mechanism allows it to convert into a multi-purpose table.
- Tested locking mechanism keeps the tabletop secure in lifted position.



Colour & Material

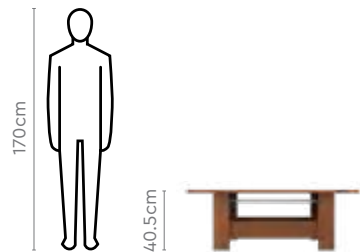
Engineered Wood



Measurements



Proportion



Details



Larch

Download PDF




- Features**
- The Larch is a stylish, round coffee table with elegantly designed tapering legs supporting a tabletop of tinted toughened glass.
 - The round design softens the look of any living space and allows the table to fit well in tight spaces. The absence of corners makes it safe for families with kids.
 - The understructure is made of strong Sheesham wood that is easy to clean and has lasting beauty.



Colour & Material

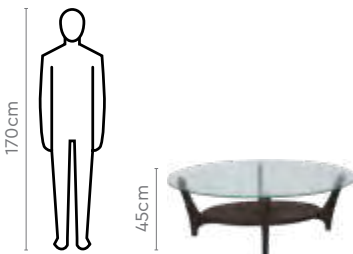
Sheesham Wood & Glass



Measurements



Proportion



Details



Vesta

Download PDF



Features


- The tabletop of tinted, toughened glass lends elegance and sophistication to any living setting.
- The curved wooden edges softly define both ends and act as a safeguard for kids.
- High functionality with two level display space, open shelf, and closed storage.
- Stainless steel legs add elevation for easy cleaning.

Measurements



Colour & Material

Engineered Wood



Details



Forzaa

Download PDF




Features

- The Forzaa is an exquisitely designed coffee table with a subtle concavity that accentuates the tabletop, adding an elegant touch.
- The walnut finish gives a warm and inviting feel, while the industrial legs provide strong, stable, and durable support.
- Meticulously crafted, the Forzaa combines style with functional space for enjoying snacks, gather with family and friends and making memories.

Measurements



Colour & Material



Details



Tetra 2.0

Download PDF



Features

- Sleek and compact, the Tetra 2.0 is an innovative coffee table with generous storage and an enchanting sense of balance.
- The two spacious drawers can be used to keep books, remotes, and other items, maintaining a clutter-free living area.
- The slender legs not only enhance the form but also provide stability.
- The combination of the rich wood tone and ash complements both light and dark interior designs.

Measurements



Colour & Material



Details



Frappe

Download PDF




Features

- The Frappe coffee table, with its sleek black lacquer finish, adds a touch of elegance and modernity to any living space.
- Rounded edges are child-friendly, while the versatile design seamlessly fits with various interior styles.
- Whether used for holding drinks, décor, or work essentials, it blends style with practicality.
- Strong and durable rubberwood understructure ensures long-lasting stability.



Colour & Material

Engineered Wood



Black

Measurements

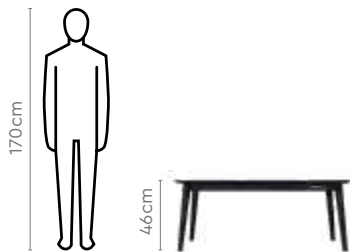


Pair with
Frappe
Corner Table

→ Pg 172



Proportion



Details



Jaxon Compact

Download PDF



Features

- The Jaxon Compact coffee table features a unique extendable tabletop that can be lifted.
- The walnut finish adds a warm and natural touch to the table, complementing various interior styles.
- Ample storage space to keep your essentials organized.
- Ideal for compact spaces, the table adapts to versatile needs – working, dining, or playing games.
- Understructure made of durable rubberwood.



Colour & Material

Engineered Wood



Remini Walnut
& Black Ink

Measurements

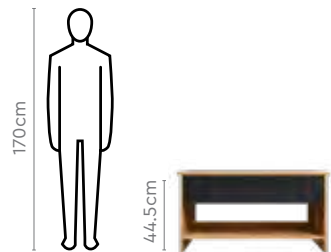


Pair with
Jaxon
Corner Table

→ Pg 173



Proportion



Details



Jaxon Large

Download PDF




Features

- The Jaxon Large coffee table features an innovative lift-top design.
- Dual tabletops can be easily lifted, providing a versatile surface for two people, whether working, dining, or studying.
- Ample storage space keeps essentials organized.
- Rubberwood understructure ensures durability and longevity.
- Walnut finish adds a natural, warm touch, making it an elegant addition to any living space.



Colour & Material

Engineered Wood



Remini Walnut & Black Ink

Measurements

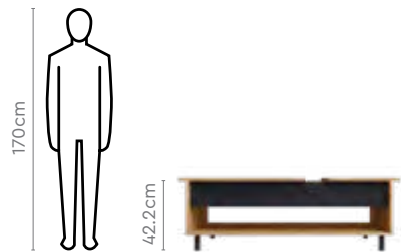


Pair with
Jaxon
Corner Table

→ Pg 173



Proportion



Details



Milee

Download PDF



Features

- The Milee coffee table is a stylish addition to any living room, designed for two users with an extendable lift-up feature.
- Easily transform the table to a functional surface for dining, working, or studying.
- Durable walnut-finished tabletop adds warmth and sophistication.
- Ample storage under the lift-up panel and center storage to stow away items or keep essentials organized.
- Sturdy rubberwood understructure ensures long-lasting use.



Colour & Material

Engineered Wood



Gordion & Belfort Oak

Measurements

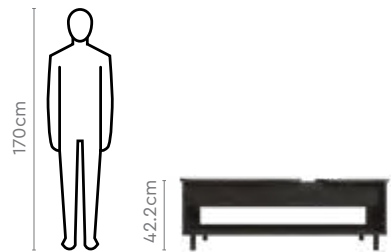


Pair with
Milee
Corner Table

→ Pg 174



Proportion



Details



Milee Gazibo

Download PDF



Features

- The Milee Gazibo convertible coffee table transforms from a sleek coffee table into a spacious four-seater dining table with ease.
- Whether you need a surface for working, dining, or socializing, this table offers versatility.
- The high-gloss, scratch- and moisture-resistant tabletop adds sophistication.
- Durable construction ensures long-lasting use.



Colour & Material

Engineered Wood



Gordion & Belfort Oak

Measurements

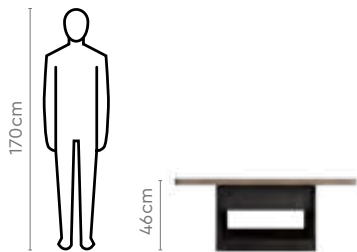


Pair with
Milee
Corner Table

→ Pg 174



Proportion



Details



Orth

Download PDF



Features

- With a stylish combination of different finishes and rectangular shapes, the Orth coffee table is a versatile addition to any living room.
- The clear glass top adds a touch of class and a clean view of the display shelf below while making it easy to maintain and wipe away any spills without damage to the surface.
- The shelves are spacious and can accomodate many different kinds of items, books and utilities.



Colour & Material

Engineered Wood



Sonoma Oak + Greystone Dark

Measurements

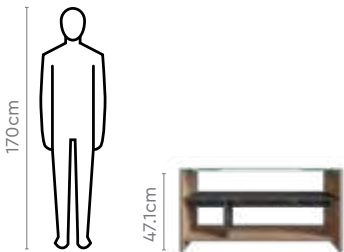


Pair with
Orth
Corner Table

→ Pg 175



Proportion



Details



Nebue

Download PDF




Features

- The Nebue coffee table has a minimal and clean aesthetic with simple shapes and lines that can blend easily in a variety of settings.
- The wood finish adds a touch of sophistication and the tapered legs provide a playful contrast.
- The timeless look, sturdy shape and durable materials make it a long lasting addition to any home.



Colour & Material

Engineered Wood



Remini Walnut

Measurements

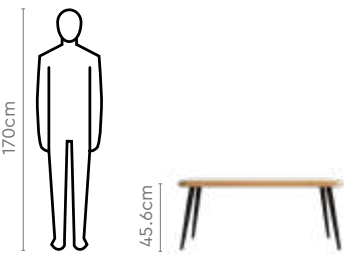


Pair with
Nebue
Corner Table

→ Pg 176



Proportion



Details



Harmony

Download PDF



Features

- High load-bearing capacity without compromise on design aesthetics.
- Minimalistic design with a combination of closed and open storage.
- Body panels are made of 1.8cm thick prelaminated engineered wood, making it sturdy and durable.
- Lamination cover is treated by a process of Melamine Impregnation, giving it superior abrasion and stain resistance.
- Superlative quality hardware used, making it a long-lasting addition to your space.




Colour & Material

Engineered Wood

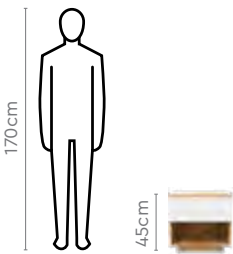


Remini Walnut

Measurements



Proportion



Details



Osaka

Download PDF




- Features**
- Great design meets top functionality with high load-bearing capacity of 40 kgs.
 - Inspired by a love for simplicity and the orient, this beautiful piece comes with an open shelf at the bottom for display.
 - Body panels are made of 1.8cm thick prelaminated engineered wood, making it sturdy, durable, and a great choice for a living room.




Colour & Material

Engineered Wood

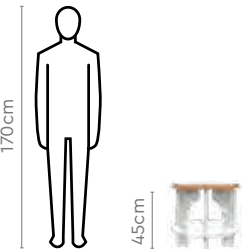


Remini Walnut

Measurements



Proportion



Details



Edward

Download PDF



- Features**
- Sophisticated walnut finish, neat corners, and curved legs add an ethnic charm to spaces.
 - Sturdy durable rubberwood understructure with high density premium finish plywood tabletop.



Colour & Material

Rubberwood & Plywood

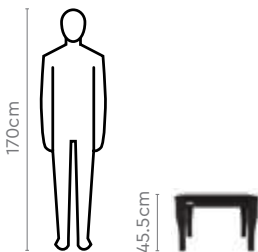


Walnut

Measurements



Proportion



Details



Pair with
Victoria
Coffee
Table
→ Pg 120



Meraki

Download PDF




Features

- Creative geometric shape is an ode to the principle of harmony which greatly influences the minimalistic design of the piece.
- Soothing warm shade of the table blends well in different décor themes seamlessly.
- Solid make and excellent timeless design.
- Its knockdown construction makes it easy to assemble and disassemble.
- Requires low maintenance and is easy to clean.



Colour & Material

Engineered Wood



Measurements



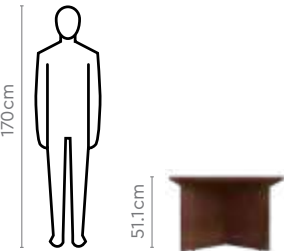
Pair with

Meraki
Coffee
Table

→ Pg 117



Proportion



Details



Splenda Pro

Download PDF



Features

- This luxe-looking corner table in dark wood makes an impressive statement, adding character to any space.
- The gloss-finished tabletop with a natural wood finish can be used to keep table lamps, magazines, and other display items.
- The rubberwood understructure provides stability and durability, making it an ideal choice for long-lasting furniture.
- Splenda Pro fits well with different interiors and also works in transitional spaces such as entryways.




Colour & Material

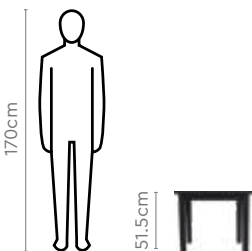
Rubberwood & Engineered Wood



Measurements



Proportion



Details



Vegas

Download PDF




Features

- Made with precision in urban design, the Vegas corner table is a piece of art that can make any space come alive.
- Its bright colour will enliven any interior. Place it amongst monotonous or other brightly-coloured furniture.
- The luxurious smooth finish of the base is made of fibre glass reinforced plastic.
- Tempered glass top is stronger and more durable than regular glass, making it a safer choice for interiors.
- Small size doesn't always mean small strength. This petite table can withstand a weight of up to 20kgs.




Colour & Material

Fibreglass

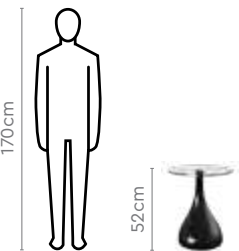


Black

Measurements



Proportion



Details



Allan

Download PDF



Features

- Tall, dark, and handsome-looking corner table with sleek tripod metal legs and a disc-shaped metal top.
- Ideal beside a sofa for easy access and less ground space, making it a good fit for corners as well.
- Legs have small bushes at the base to prevent floor damage and scratches.
- Being a neutral shade (black), it is easy to style with any décor or aesthetic.



Colour & Material

Mild Steel

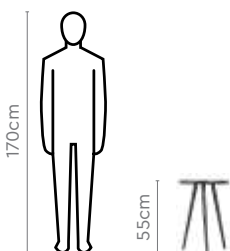


Matt Black

Measurements



Proportion



Details



Emma

Download PDF




Features

- Inspired by its versatility, universal appeal, and calming tones, the name "Emma" was given to this lightweight corner table.
- Being a lightweight item, it is easy to relocate and style in a space as needed.
- Also includes a small drawer to keep knick-knacks like catalogues, notepads, stationeries etc. for an added utility.



Colour & Material

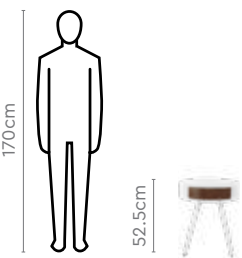
Wood



Measurements



Proportion



Details



Troika

Download PDF



Features

- Troika, which means a team of 3 working together, was the name inspired by the functionality of the tripod legs that join together to support the top.
- Available in two heights and tabletop widths, that can be used individually or nestled together.
- Legs and top circumference made from metal with black powder coating, and engineered wood with Oak veneer tabletop, gives it a sleek and contemporary aesthetic.
- Easy to pair with existing interiors in a space and useful for a variety of functions.



Colour & Material

Engineered Wood



Powder Coated Metal

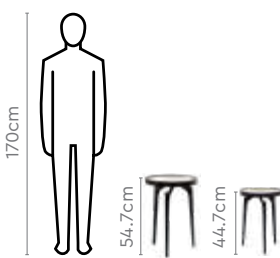


Measurements

Corner Table (Large) Corner Table (Small)



Proportion



Details



Skyline

Download PDF



- Features**
- Designed for the modern minimalist with a need for handy, compartmentalised storage.
 - Tabletop of durable, toughened glass with a digitally back-printed Skyline pattern creates a sleek, modern look.
 - A strong, knockdown construction built for longevity.




Colour & Material

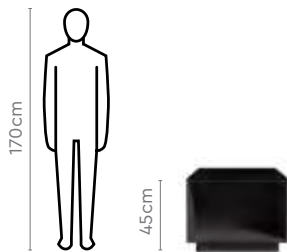
Engineered Wood




Measurements



Proportion



Details



Bloom

Download PDF



- Features**
- Bloom combines the clean-cut visual appeal of a square design and a sleek, strong ebony understructure with curvaceous elements.
 - The black unit takes up less space and works well with most interiors acting as a contrast with other furniture.
 - Open storage made of powder-coated MS sheet with laser-cut floral pattern inscription.



Colour & Material

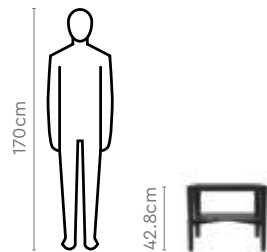
Wood



Measurements



Proportion



Details



Travit

Download PDF



Features

- The Travit corner table is a sophisticated blend of splits and contrasts designed to give your living space an open, airy feel and allow illumination to freely flow.
- The Remini Walnut and Royal Ivory finishes create a modern and contemporary mood. The visible wood grain adds to the overall serenity.
- Castors enable quick-shift and wall-park movements to make creative layouts with great ease.



Colour & Material

Engineered Wood



Remini Walnut

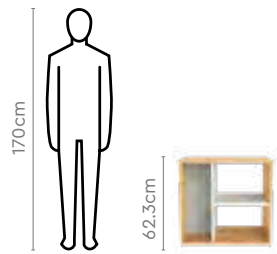
Measurements



Pair with
Travit
Coffee Table
→ Pg 136



Proportion



Details



Reson

Download PDF



Features

- The Reson corner table combines wood and metal, utilizing the design principle of repetition.
- Curves and open storage space are complemented by elegant finishes in warm, wood grain and black ink.
- The asymmetrical bottom shelf for displaying décor enhances the aesthetic appeal.
- Reson's robust structure and vertex-free design makes it perfect for compact spaces between sofas or as a corner unit for living and bedrooms.



Colour & Material

Engineered Wood



Noce Versailles
& Black Ink

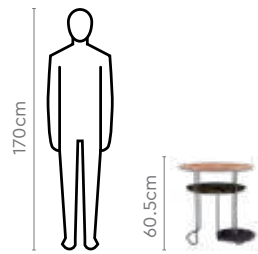
Measurements



Pair with
Reson
Coffee Table
→ Pg 137



Proportion



Details



Lean

Download PDF

Features

- The Lean corner table's modern design features a curvaceous overhang that creates captivating asymmetry.
- The unit with shelf storage features a durable and robust structure while remaining highly portable. The Lean's overhang and optimal height make it easy to work on a laptop.
- The chic combination of Pebble Stone and Silver Oak finishes with wood grain complement any interior.



Colour & Material

Engineered Wood



Silver Oak & Pebble Stone

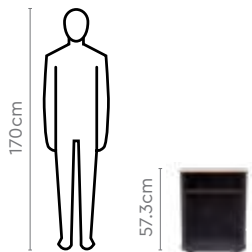
Measurements




Pair with
Lean
Coffee Table
→ Pg130



Proportion



Details



EOS

Download PDF

Features

- The EOS corner table is artistically designed to pleasantly let the light in.
- The niche at the bottom is highlighted by a wood backdrop and can be used to display décor items.
- Clear, toughened glass accentuates the warm cinnamon panels that exude warmth and tranquillity.
- With its square-shaped design, the EOS corner table works well in compact spaces, giving a more open and illuminated look.




Colour & Material

Engineered Wood



Cinnamon

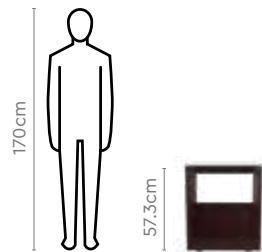
Measurements




Pair with
EOS
Coffee Table
→ Pg134



Proportion



Details



Nefer

Download PDF


Features

- The Nefer corner table makes a captivating statement with its black-tinted tabletop, elegantly curved design, and stunning marble finish.
- The combination of curved lines and spacious storage enhances its visual appeal.
- The toughened glass tabletop and fine-quality craftsmanship ensures durability.
- Inspired by the beauty of marble vases, the Nefer will be the centre of attraction in any living room setting.



Colour & Material

Glass & Engineered Wood



Black Ink & Greystone Dark

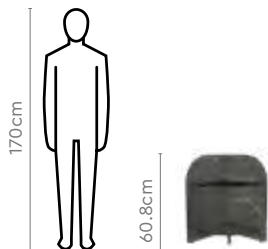
Measurements



Pair with
Nefer
Coffee Table
→ Pg 131



Proportion



Details



Silv

Download PDF

Features

- The Silv corner table is elegant, with a brown-tinted glass tabletop and open shelves that let light pass through gracefully.
- Sturdy and built to last, the rubber gaskets on legs ensure scratch-free movement when rearranging layout.
- The corner table can be wall-parked or arranged adjacent to the sofa sides.
- The cinnamon wood finish adds warmth to your living.



Colour & Material

Engineered Wood



Cinnamon

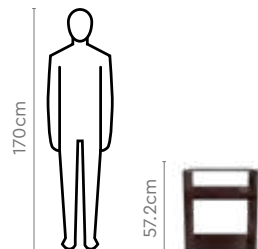
Measurements



Pair with
Silv
Coffee Table
→ Pg 133



Proportion



Details



Davy

Download PDF



Features

- The Davy is a stylish corner table with a toughened glass tabletop, display space, and shelf storage.
- The Cincinnati Walnut finish with its warm wood patterns adds a touch of charm.
- The distinctive box-shaped design is complemented by the tapered legs with a sleek matte black finish, creating a sleek silhouette.
- Easy to move around, the Davy is an aesthetically pleasing addition to your living space.



Colour & Material

Engineered Wood



Cincinnati Walnut

Measurements

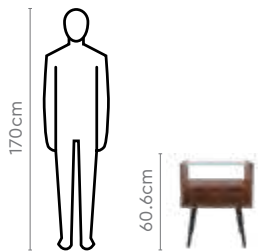


Pair with
Davy Coffee Table

→ Pg 128



Proportion



Details



Ontar

Download PDF



Features

- The Ontar corner table instantly captivates the eye, boasting a stunning white glossy, marble pattern.
- The strong and square corner table is made with excellent craftsmanship and is built for longevity. Castors facilitate easy movement.
- The open shelf can be used as a display space or for storing books.
- The timeless marble finish makes this corner table an ever-trendy addition to any living space.



Colour & Material

Engineered Wood



Afyon &
Black Ink

Measurements

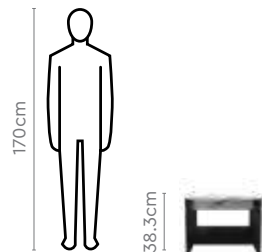


Pair with
Ontar Coffee Table

→ Pg 132



Proportion



Details



Luna

Download PDF



Features

- The Luna is a rectangular corner table with gentle curves, arcs, open shelves, and graceful crescent legs.
- The marble-patterned tabletop with a glossy finish is easy to clean and maintain.
- The two open shelves provide convenient access to items.
- Body panels are made of durable, high-quality wood.
- The sophisticated design elevates the overall elegance of your living space.



Colour & Material

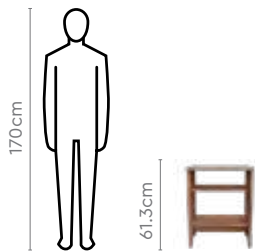
Engineered Wood



Measurements



Proportion



Details



Gracia

Download PDF



Features

- The Gracia corner table has a glossy finish that highlights the beautiful grain patterns of wood, creating an elegant and warm appearance.
- Aesthetically designed with two open shelves and a slim, vertical shelf with a black backdrop for displaying décor.
- Superior-quality craftsmanship that will withstand the test of time. The table can be wall-parked or positioned adjacent to a sofa.



Colour & Material

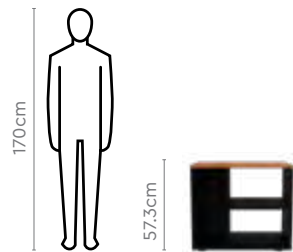
Engineered Wood



Measurements



Proportion



Details



Frappe

Download PDF

Features

- The Frappe corner table's sleek, compact design is a space-saving solution, offering additional surface space without overwhelming your room.
- The sleek black NC lacquer finish adds a modern touch.
- High-quality MDF and rubberwood construction ensure long-lasting durability.
- Its minimalist look blends easily with any décor.
- Can be used as a coffee table, side table, or worktable in any room.



Colour & Material

Engineered Wood



Black

Measurements

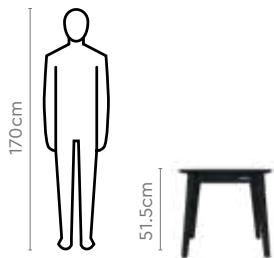


Pair with
Frappe Coffee Table

→ Pg 144



Proportion



Details



Jaxon

Download PDF

Features

- Innovative in design, the Jaxon corner table features a removable panel and compartments for cable organization.
- Keep a clutter-free workspace with all your cords neatly hidden while still easily accessible.
- Tabletop provides surface area to keep knick-knacks or décor items.
- Sleek and modern look with walnut finish complements a variety of interior styles.



Colour & Material

Engineered Wood



Remini Walnut
& Black Ink

Measurements

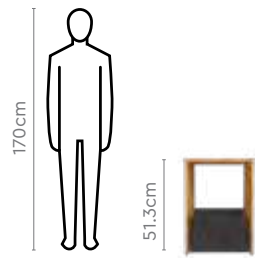


Pair with
Jaxon Compact
Coffee Table

→ Pg 145



Proportion



Details



Milee

Download PDF



Features

- The Milee is a stylish and functional corner table with innovative functionality.
- Removable panel and compartments keep cables and cords organised and out of sight.
- The side/removable panel offers ample storage space for essentials.
- The sleek and modern design adds sophistication to your living space.
- Durable construction ensures long-lasting use.



Colour & Material

Engineered Wood



Measurements

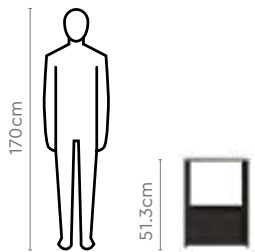


Pair with
Milee Coffee Table

→ Pg 147



Proportion



Details



Orth

Download PDF



Features

- A compact corner table in a combination of glass and wood in two stylish contrasting finishes.
- The two shelves can be used for storing and displaying decorative items and knick-knacks.
- The corner table can be placed against the wall or independantly, making it flexible to different kinds of room layouts.



Colour & Material

Engineered Wood



Measurements

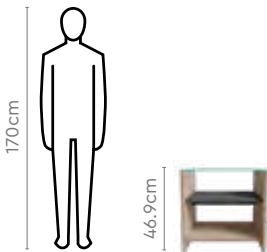


Pair with
Orth Coffee Table

→ Pg 149



Proportion



Details



Nebue

Download PDF



Features

- The Nebue corner table has a simple and minimal silhouette, making it adaptable to different kinds of décor.
- It is portable and can be quickly and easily moved around based on the requirement in flexible room arrangements.
- With a wood finish having visible wood grain combined with contrasting tapered legs, this table adds an element of charm to your living space.



Colour & Material

Engineered Wood



Remini Walnut

Measurements

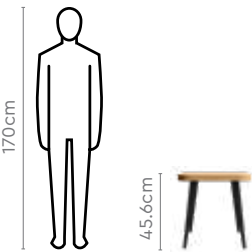


Pair with
Nebue Coffee Table

→ Pg 150



Proportion



Details



Cache

Download PDF



Features

- Elegance and simplicity blend in the Cache design with its wood grain finish and solid grey panels.
- Spacious drawers provide organised storage for clothes, towels, linen, or tablecloths.
- The 5-drawer chest is ideal for bedrooms, living rooms, or dining areas.
- Black angular legs allow for easy, thorough ground cleaning.



Colour & Material

Engineered Wood

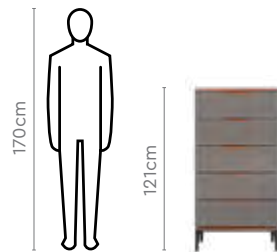


Grey & Walnut

Measurements



Proportion



Details



Opulent Advance

Download PDF




Features

- Luxurious aesthetic with clean-lined form and shape of the unit.
- Sturdy Sheesham wood frame and legs, along with a tempered glass top.
- Easy to maintain, with ample ground clearance for cleaning.
- Versatile glass top in a neutral colour and contrasting darker legs in walnut shade.
- Comes equipped with three big drawers for additional storage.



Colour & Material

Sheesham Wood & Engineered Wood



Measurements



Pair with

Opulent Advance Coffee Table

→ Pg 118

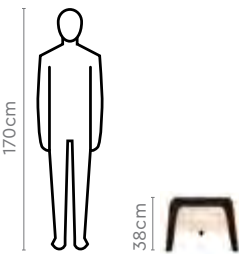


Opulent Advance Sofa

→ Pg 34



Proportion



Details



Flicker V2

Download PDF



Features

- Carcass made of Sheesham wood and open towers for display.
- Can accommodate up to a 45-inch TV.
- Decorative shutter with carvings enhance the aesthetic appeal.
- A mix of open and concealed storage for your storage needs.



Colour & Material

Sheesham Wood



Measurements

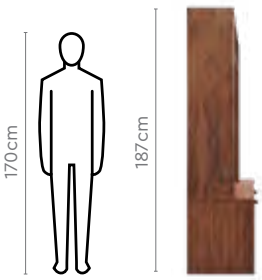


Pair with
Flicker V2 Coffee Table

→ Pg 125



Proportion



Details



Meraki Series

Download PDF



Features

- Perfect home for media essentials in the PLT make of the Meraki Display Unit.
- Cleverly designed with a curved detail at the lower rear side to account for wall skirting.
- Premium laminate finish rounds out the elegant look of this display unit, making a great match for traditional and modern décor styles.
- Closed shelves of the display unit are a stylish solution to storage problems, ideal to organise books or movie collections.
- Create the whole Meraki Entertainment Unit by adding the Meraki TV Unit and Bookcase.

Colour & Material

Engineered Wood



Brown & Beige

In the set
Meraki Series Display Unit Set



Pair with



→ Pg 117

Meraki
Corner
Table



→ Pg 154

Download PDF



Meraki Series Display Unit Set

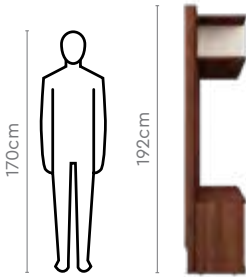
Colour & Material

Engineered Wood



Brown & Beige

Proportion



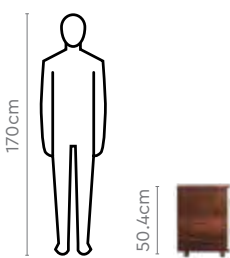
Measurements



Details




Proportion



Media Unit



Details



Display Expo Large

Download PDF



Features

- Durable media unit made from quality materials with excellent fit and finish, in a classic design with contemporary aesthetics.
- Economical solution for compact as well as large living rooms.
- All carcass panels are made of PLT, fitted with Hettich overlay hinges, metal handles, and tempered glass shutters.



Colour & Material

Engineered Wood

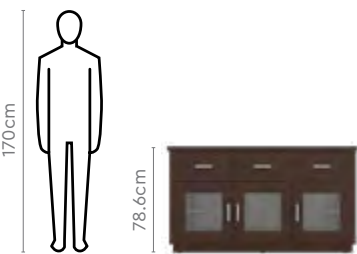


Cherry Shade

Measurements



Proportion



Details



Display Expo Small

Download PDF



Features

- Durable media unit made from quality materials with excellent fit and finish, in a classic design with contemporary aesthetics.
- Perfect solution for compact as well as large living rooms.
- All carcass panels are made of PLT, fitted with Hettich overlay hinges, metal handles, and tempered glass shutters.



Colour & Material

Engineered Wood

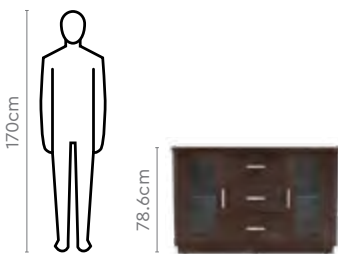


Cherry Shade

Measurements



Proportion



Details



Display Media Unit 1

Download PDF



Features

- Classic design media unit with contemporary aesthetics made from quality materials, and with excellent fit and finish.
- Durable and economical solution for compact as well as large living rooms.
- All carcass panels are made of PLT, fitted with Hettich overlay hinges, metal handles, and tempered glass shutters.
- Can be used to showcase valuable china, décor items, or house a personal library.
- The drawer is a handy and closed storage space.



Colour & Material

Engineered Wood

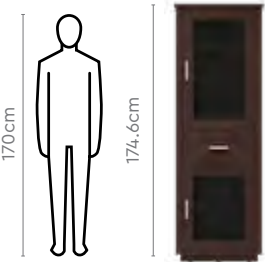


Cherry Shade


Measurements



Proportion



Details



Display Media Unit 2

Download PDF



Features

- Contemporary media unit in a classic design, made from durable materials with excellent fit and finish.
- Value-for-money solution for compact as well as large living rooms.
- All carcass panels are made of PLT, fitted with Hettich overlay hinges, metal handles, and tempered glass shutters.
- The unit can be used to store DVDs, media components, or books.
- Two spacious drawers form the base for storing knick-knacks.



Colour & Material

Engineered Wood



Cherry Shade


Measurements



Proportion



Details



Celestine V2

Download PDF




Features

- The Celestine V2 with its sleek, geometric design and dual-toned wooden finish easily captures visual interest.
- Beautify the unit with your favourite décor items and tuck knick-knacks away behind closed storage.
- A smooth finish and elevation from the ground make it easy to maintain.
- Designed for long-lasting enjoyment, the unit accommodates up to a 45-inch flat TV screen.



Colour & Material

Engineered Wood

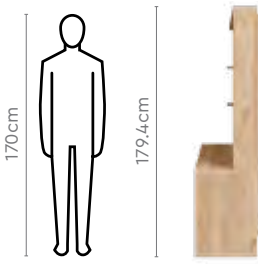


Walnut Oak


Measurements



Proportion



Details



Sparkle

Download PDF




Features

- Durable contemporary design with excellent fit and finish, and minimal yet lavish aesthetic.
- Effective wire management at the centre, and transparent glass shutters with hinges.
- One deep drawer on roller sides for additional storage, plus open and concealed spaces for multi-use display options.
- Wide view angle for better TV viewing from the corner.
- Ideal for compact spaces.



Colour & Material

Engineered Wood

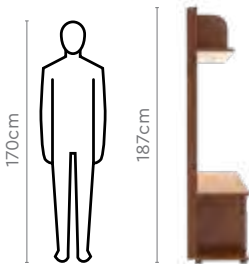


Brown and Cream

Measurements



Proportion



Details



Sienna

Download PDF



Features

- Value for money without compromising on design and build quality.
- Minimal design with contemporary aesthetics.
- Thoughtfully-designed proportions, a compact solution for urban homes.
- Warm wood finish with warm grey laminate, adding to the classic feel.
- Set consists of a TV unit, display unit, media unit, and a shoe cabinet, thus offering a complete living room solution in an economical price point.



Design Registration No.: 344167-001, 344168-001

Colour & Material

Wood

Cinnamon & Warm Grey

In the set

Sienna Series Display Unit Set



Media Unit



Download PDF



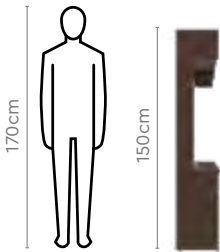
Sienna Series Display Unit Set

Colour & Material

Wood

Cinnamon & Warm Grey

Proportion



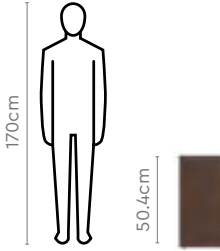
Measurements



Details



Proportion



Media Unit



Details



Alessa

Download PDF



Features

- Home entertainment centre ideal for urban homes with a taste for finer things in life, with the promise of Godrej quality and durability.
- A neo-modernistic product range that truly stands apart, and breaks the modernism trend of straight edges and sharp lines.
- Wide and with a large surface and storage space, the smooth curves project a feeling of a luxurious unit.
- Can accommodate a TV up to 70 inches.
- Unlimited combinations with all the units.

Colour & Material

Engineered Wood



Brown & White



In the set

Alessa Series Display Unit Set

TV Unit



Display Unit



Media Unit

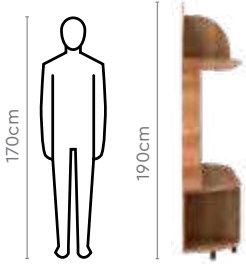


Download PDF



Alessa Series Display Unit Set

Proportion



Measurements

TV Unit



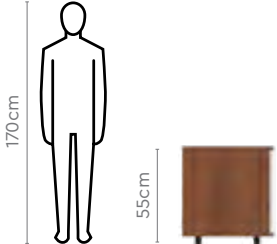
Display Unit



Details




Proportion



Media Unit



Details



Osiris

Download PDF




Features

- All-in-one solution, as a media unit plus display unit with concealed and open storage.
- Minimal design and details that are timeless, adaptable, and elegant.
- Sleek gold finish legs and sturdy structure.
- High-quality LED lights create transcendent lighting, which amplifies the beauty of showpieces and display items.
- High-quality hardware and toughened glass.



Colour & Material


Engineered Wood



In the set

Osiris Series Display Unit Set

TV Unit



Display Unit



Media Unit




Download PDF



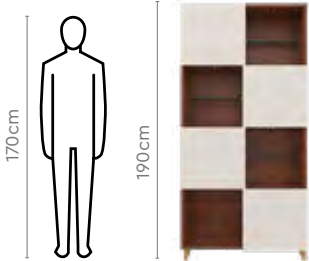
Osiris Series Display Unit Set

Colour & Material

Engineered Wood



Proportion



Measurements

TV Unit



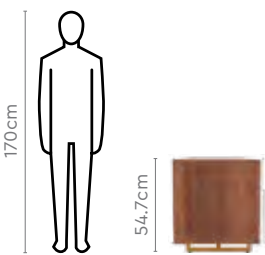
Display Unit



Details



Proportion



Media Unit



Details



Senate

Download PDF



Features

- Contemporary home entertainment range in a symmetric design, balanced well with material finishes and thoughtfully-placed warm lights.
- The wooden finish and warm white PVC foil shutters add to the aesthetics of a stylish living room set up, consisting of a TV unit, display unit, and a media unit.
- The sturdy TV unit offers concealed wire management that can fit up to a 65-inch TV.
- The media unit is a perfect solution for clean, minimal aesthetics, with 1800mm surface length with fuss-free wire management and push-to-open drawers.
- High-quality hardware used for hinges, ball slides, cam fasteners, dowels, levellers, making it a durable addition to your home.



In the set

Senate Series Display Unit Set

Display Unit



TV Unit




Media Unit



Colour & Material

Engineered Wood




Download PDF



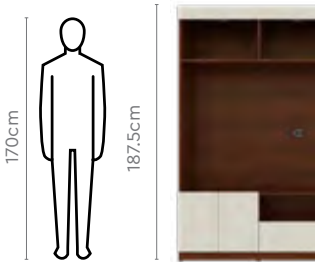
Senate Series Display Unit Set

Colour & Material

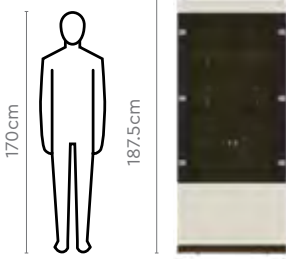
Engineered Wood



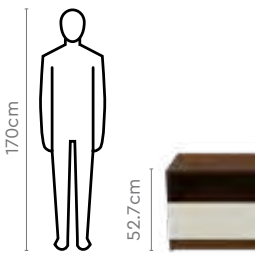
Proportion



Proportion



Proportion



Measurements


TV Unit



Display Unit



Details



Media Unit



Details



Europa

Download PDF




Features

- Home entertainment centre designed to cater to the refined aesthetics of urban homes, with the promise of Godrej quality and durability.
- Add minimal, contemporary aesthetics that combine simple forms that blend into both modern and traditional homes.
- The media unit offers an optimum viewing angle, has a wire management provision, and with its elevated height, gives better access and more storage space.
- Display unit and TV unit have high quality hardware, and come with versatile multi-use open displays and concealed storage.



Design Registration No.: 344164-001, 344165-001, 344166-001

Colour & Material



In the set

Europa Series Display Unit Set

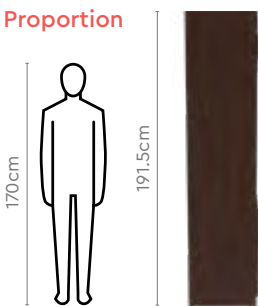
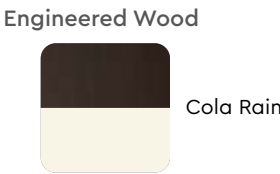


Download PDF



Europa Series Display Unit Set

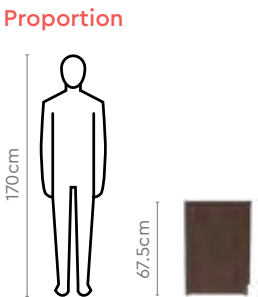

Colour & Material



Measurements



Details



Details



Chamber

Download PDF



Features

- Durable contemporary design with effective wire management at the centre.
- Six deep drawers for storage on roller slides for smooth movement.
- Open and concealed spaces for display options.
- With provision to display the TV on the wall or on the panel.
- Ideal for larger spaces.

Colour & Material

Engineered Wood



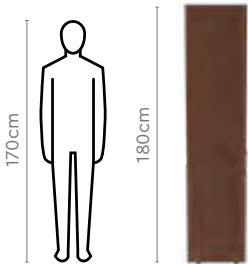
Walnut



Measurements



Proportion



Details



Dining Room

Page 200

Glass Top Table

Page 212

Marble Top Table

Page 215

Wooden Top Table

Page 255

Upmods® Dining

Page 267

Buffet Table

Page 268

Bench

CARE BOOKLET

Scan to know how to care for your furniture.

