

# See Your Dream Home Take Shape.

**Book A Consultation with Godrej Interio Home Interiors**

Be it the images you see in your mind's eye, or those that catch your attention on magazine covers, Godrej Interio Home Interiors can help you envision, design, and realise your dream home.



## What We Offer

**Customized Furniture & Interiors** + **Design & Build** + **Post Sales Service** = **One-Stop Solution For All Your Interior Design Needs**

**godrej interio** | HOME INTERIORS

📍 [www.godrejinterio.com/home-interiors](http://www.godrejinterio.com/home-interiors)



# Living Room

**Page 10**

**Sofas**

**Page 63**

**Sofa Beds**

**Page 70**

**Recliner**

**Page 83**

**Casual Seating**

**Page 86**

**Poufs**

**Page 95**

**Wing Chairs**

**Page 97**

**Coffee Tables**

**Page 124**

**Corner Tables**

**Page 135**

**Display /  
Media Units**

**Page 147**

**HEC & TV Units**

# Congo



## Features

- Ergonomically designed for comfort and durability without compromising on quality finishing.
- Mid back with subtly slanted seams, and thoughtfully positioned wooden angular armrests.
- Sturdy rubber wood frame and elevated soft foam seating make this the perfect contemporary addition to your décor.

## Colour & Material

### FABRIC



Neutral Grey

## Measurements

### 1 Seater



### 3 Seater



## Details



# Deciduous




## Features

- High-back sofa that is a perfect mix of ergonomics and durable design.
- An elevated seat with a soft foam and stylish box type demarcations, rolled angular upholstered arm rests, and symmetrical stitch lines.
- Sturdy rubber wood frame that makes it an ideal choice for a classy aesthetic.

## Colour & Material

### FABRIC



Pink

## Measurements

### 1 Seater



### 3 Seater



## Details



# Muffy



### Features

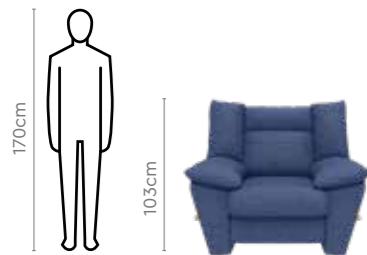
- The comfiest sofa in the house, made to offer maximum cloud-like comfort.
- An experience cushioned in an embrace of fluffy softness.
- Every loose cushion in the sofa can be re-fluffed with extra fibre as the product ages, to regain its original heavenly essence.

### Colour & Material

#### FABRIC



### Proportion



### Measurements

#### 1 Seater



#### 2 Seater



#### 3 Seater



#### In this set

#### Arbor Coffee Table

→ Pg105



### Details



# Nebula V3



### Features

- Contemporary design ideal for social gatherings and occasions.
- Carefully balanced proportions with a special attention to detail and focus on comfort.
- Adjustable headrest and spacious seating.
- The characteristics of a modular lounge with a touch of grandeur.
- Pine wood frame enhances stability of the product, and the metal stiffeners add rigidity to the structure.
- Non-touch areas covered in quilts for a more premium look and feel.

### Colour & Material

#### FABRIC & LEATHERETTE



### Measurements

All sizes in cm	Width	Depth	Height	Seat Height
<b>1 Seater</b>	101.0	97.5	93.0	46.0
<b>2 Seater</b>	166.0	97.5	93.0	46.0
<b>3 Seater</b>	231.0	97.5	93.0	46.0

### Details



# Broadway V2

Modular Concept



Design Registration No: 270333, 270332, 270331, 270330, 2702329, 2702328, 2702327

**Features**

- Chic modular design that can be configured to your needs. Ideal for media rooms, living rooms, or lounges.
- Everything from the armrests to the individual units can be easily moved around, allowing you to refresh the look of your living space with ease.
- Spacious design that can seat as many people as you want.

**Measurements**




**3 Seater**




**Colour & Material**

**FABRIC & LEATHERETTE**

**STANDARD**



**CUSTOMIZED**



**Measurements**

**1 Seater**



**2 Seater**



**Small Corner**



**Lounge with Armrest**



**Details**



**Ottoman**



**Details**



**Proportion**



# Aristocrat



### Features

- PVC upholstery which is dust resistant.
- Wooden armrests give a regal aesthetic, and are rounded at touch points.
- Magazine packet for storage.
- Soft foam and lumbar support for comfort.
- Prominent demarcation of seats which gives a rugged look.
- High backrest which engulfs the entire body.



### Colour & Material

PVC LEATHER



Black

### Measurements

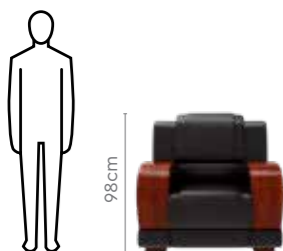
1 Seater



3 Seater



### Proportion



### Details



# Orlando



### Features

- Pure leather upholstery that stretches and moulds to the shape of the individual frame without sagging, losing form, cracking, or peeling.
- Recron-filled high backrest that supports the entire body along with the shoulder and head for enhanced comfort.
- Demarcated seats filled with soft foam with symmetrical stitching lines.
- Elevated from the ground which facilitates cleaning.
- Excellent craftsmanship with aesthetic piping and rounded soft edges.
- Enhanced longevity owing to Double Webbing – S-spring + Nylon.
- Solid wood frame along with the plywood cross section offers more rigidity to the sofa.



### Measurements

All sizes in cm	Width	Depth	Height	Seat Height
<b>1 Seater</b>	92.0	92.0	89.0	47.0
<b>2 Seater</b>	137.0	92.0	89.0	47.0
<b>3 Seater</b>	182.0	92.0	89.0	47.0

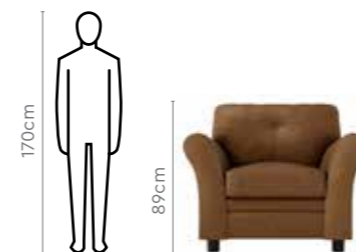
### Colour & Material

PURE LEATHER



Tan Brown

### Proportion



1 Seater



2 Seater



89cm

# Orleans Advance



### Features

- Elevated sofa upholstered in pure leather in prominent touch points.
- Designed with special attention to ergonomics.
- Understructure made of a solid wood frame with a plywood cross section.
- S-spring webbing, soft foam, and polyester fibre seating.
- Recron-filled armrests and backrest with quilts for ergonomic lumbar support.



### Colour & Material

COMPOSITE LEATHER



Black

### Measurements

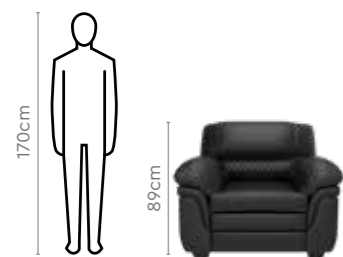
1 Seater



3 Seater



### Proportion



### Details



# Cedar



### Features

- Distinct-looking mid-back sofa with a curved backrest and angular wooden armrests.
- Crafted from long lasting Sheesham wood, making it extremely sturdy and resilient to insects, fungus, and mold.
- Recron-filled cushions for back support, and soft foam for comfortable seating.



### Colour & Material

FABRIC + SHEESHAM WOOD



Beige

### Measurements

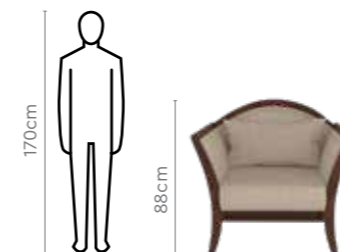
1 Seater



3 Seater



### Proportion



### Details



# Majesta Plus

With Wing Chair



### Features

- Durable and ergonomic statement piece made from pure leather upholstery at prominent touch points.
- Clearly visible top grains of leather adds to its aesthetic appeal, with soft foam at armrest and backrest for added comfort.
- Chesterfield design on the backrest lends it a premium, unique look and feel.
- Seasoned solid wood frame and a plywood cross section in the understructure ensures durability.
- Sturdy rubber wood rounded legs that can easily take heavy loads, giving you the freedom to sit on it as you like without fearing damage.

### Colour & Material

PURE LEATHER



Cherry

In the set

## Majesta Plus Sofa Set



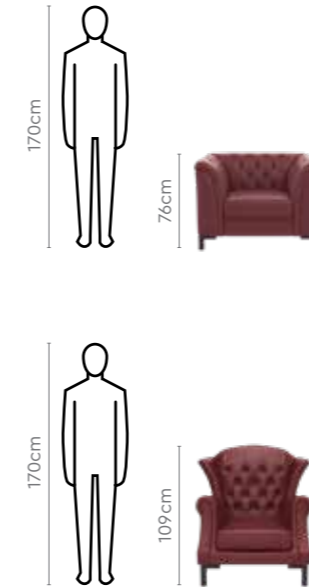
### Measurements



### Details



### Proportion



### Measurements



### Details



### Measurements



### Details



# Archipelago Ecosystem



### Features

- An apt WFH solution, this Sofa comes with an engulfing cantilever desk arm, and a firm armrest support.
- The loose back cushion, made with conjugated fibre and super soft foam, can be adjusted as per the seating posture.
- This compact ecosystem looks good, has a small footprint, supports multiple postures for casual work from home, and looks beautiful both in the living room and bedroom.



### Colour & Material

#### POLYESTER FABRIC



Blue

#### MEMBRANE FINISH



Natural Wood

### Measurements

Work Desk Beech



1 Seater Ottoman Fab



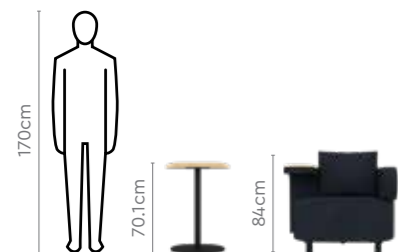
RH 1 Seater Sofa Fab



LH 1 Seater Sofa Fab



### Proportion



### Details



# Camber



### Features

- Contemporary design mounted on stainless steel legs and upholstered in full grain aniline leather.
- Slim base with a spread out top that creates an aesthetic combination of function and comfort.
- When upright, the adjustable backrest provides ample support for the neck and spine, useful for watching TV or unwinding.
- Comes with a broad armrest that boasts a curvilinear design for added comfort, and a premium aesthetic.

### Measurements

All sizes in cm	Width	Depth	Height
<b>2 Seater</b>	269.5	103.0	98.5
<b>Ottoman</b>	95.0	80.5	43.0

Sofa



269.5cm

### Colour & Material

#### ANILINE LEATHER



Tan

Ottoman



99.5cm



# New Celeste



### Features

- Made using Aquaclean technology, a revolutionary fabric treatment that allows you to clean stains using water only.
- Easy fabric maintenance with minimum amount of time.
- Aquaclean helps remove a majority of household stains — wine, ink, sauce, fat, mud, chocolate, cream, pen, marker, etc., making life easier and freeing up your time for more important things.
- Adjustable headrest that creates an aesthetic combination of function and support.



### Measurements

2 Seater



3 Seater



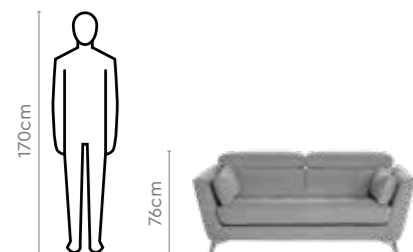
### Colour & Material

CARABU FABRIC



Grey

### Proportion



### Details



# Edge



### Features

- A sofa that's padded with cushions on all sides to carve out its silhouette.
- Cushioned backrest and armrest for added seating comfort.
- Two additional loose cushions to aid lumbar support for people of different heights.
- Designed to allow you to sit in an angular manner (against backrest or armrest) while engaging in conversation.



### Measurements

All sizes in cm	Width	Depth	Height	Seat Height
<b>2 Seater</b>	178.0	95.0	72.0	-
<b>3 Seater</b>	218.0	95.0	72.0	-

### Colour & Material

FABRIC



Dark Blue

2 Seater



### Proportion



### Details



# Harbor



### Features

- Designed to provide a relaxed seating experience in various postures, your home now has a new anchor. So just sit, slouch, sway, sleep, repeat!
- Specially designed wing-like side cushions on the back, provide neck support, even sideways, especially while sitting for long durations.
- Curved armrests that point outwards make inclined sitting comfortable, and the additional side cushions can be used as head rests when needed.
- Make your me time more special by stretching your legs onto this sofa's armrests.



Design Registration No: 285114, 285115

### Measurements

1 Seater



3 Seater

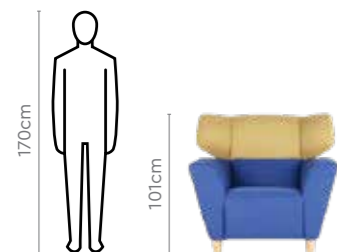


### Colour & Material

POLYESTER



### Proportion



### Details



# Mellow



### Features

- Ergonomic design with a pronounced lumbar arch with the right balance of softness and firmness.
- Ideal for prolonged and multi posture seating.
- Soft rounded armrests adapt to the shape of the neck and ankles.
- Fine wooden frame combined with a firm but comfortable cushioning, that's encased in a snug fabric upholstery.



### Colour & Material

POLYESTER FABRIC



### Measurements

1 Seater



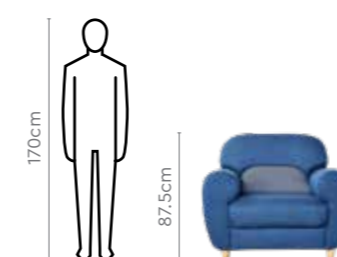
2 Seater



3 Seater



### Proportion



### Details



# Rhythm



### Features

- Special 3D-woven fabric that creates an interesting pattern and increases durability when compared to regular fabric.
- Sofa understructure made from tropical hardwood, with the 3-seater featuring a unique fifth leg for additional structural support.



### Colour & Material

#### 3D WOVEN FABRIC



Dark Grey

### Measurements

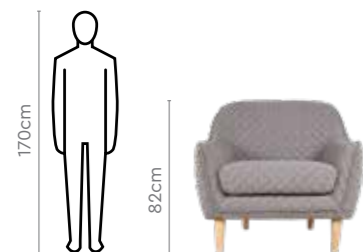
#### 1 Seater



#### 3 Seater



### Proportion



### Details



# Switch L-Shaped Sofa



### Features

- Headrest designed such that it can be 'switched' open or closed to adapt to your needs and space.
- Loose cushions for additional use and better lower back support.
- Lower seat height for a relaxed look and more comfort.
- All units can easily be joined, making it modular, and giving multiple configuration choices.

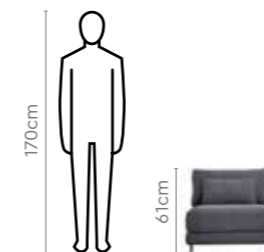
### Colour & Material

#### FABRIC



Grey

### Proportion



### Measurements

#### RH Chaise & LH Chaise



#### Single Seater with No Arm Rest



#### Single Seater



#### Corner Sofa



### Details



# Turret



### Features

- Minimal yet stylish sofa with attention to detail, comfort, and quality.
- Quilted fabric upholstery and comfortable seating.
- Loose back cushion attached with a hidden zip, filled with fibre for durability.
- Chrome black mirror details on sleek black painted metal legs.



Design Registration No: 298449

### Colour & Material

#### FABRIC

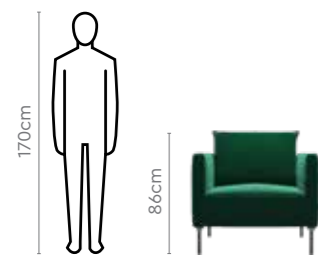


Green

### Measurements

All sizes in cm	Width	Depth	Height	Seat Height
<b>1 Seater</b>	82.5	83.5	86.0	-
<b>2 Seater</b>	168.5	83.5	86.0	-

### Proportion



1 Seater



2 Seater



# Vertex



### Features

- High-back sofa offering firm lumbar support for comfortable upright or casual seating.
- Broad seating space plus longer length of the 3-seater makes it ideal for napping or relaxed lounging.
- A unique and aesthetic armrest, with a wooden panel on top, which doubles up as a coffee table.
- Comes in LH and RH configurations for higher flexibility.

### Measurements



In this set

**Spurge Coffee Table**



→ Pg 105


**Skyline Corner Table**



→ Pg 105

### Colour & Material

#### FABRIC + SYN LEATHER

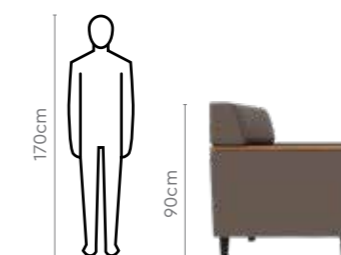


Toffee + Dark Grey



Pebble + Dark Grey

### Proportion



### Details



# Doyen



### Features

- Sturdy and solid body and frame made from Godrej Interio's exclusive natural wood — Dura-wood.
- Dura-wood is an inherently strong durable wood with a rustic charm, and is specially treated to make it resistant against termites and seasonal changes.
- Fabric upholstery and classic style.
- Elevated from the ground for easy cleaning.



### Colour & Material

#### FABRIC



Orange

#### SHEESHAM WOOD



Walnut

### Measurements

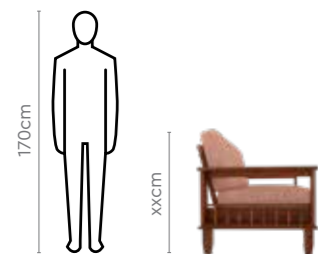
#### 1 Seater



#### 1 Seater



### Proportion



### Details



# Lumos



### Features

- Contemporary design with top-of-the-line aesthetics and excellent fit and finish.
- Upholstered in synthetic leather with Recron-filled high backrest and headrest for enhanced lumbar support.
- Comfortable armrests and soft foam elevated seat.
- Timeless look with demarcated seats and rubber wood legs.
- Sturdy Pine wood structure for longevity and load capacity.



### Colour & Material

#### SYNTHETIC LEATHER



Coffee Brown

### Measurements

#### 1 Seater



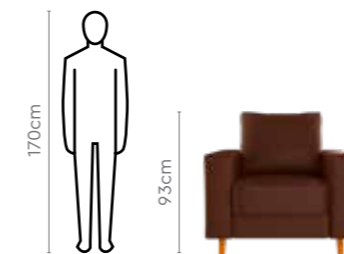
#### 2 Seater



#### 3 Seater



### Proportion



### Details



# Lagos




### Features

- Synthetic leather aesthetic with an easy-to-clean upholstery.
- Recron- filled high backrest and headrest for enhanced lumbar support.
- Ergonomically-designed seating with generous armrests and soft foam elevated seat.
- Premium look with demarcated seats and symmetrical stitching, with double stitching lines on armrests and backrest.
- Sturdy Pine wood structure for longevity and load capacity.



### Colour & Material

#### SYNTHETIC LEATHER



Tan

### Measurements

#### 1 Seater



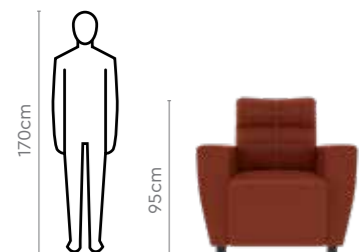
#### 2 Seater



#### 3 Seater



### Proportion



### Details



# Amaze



### Features


- L-shaped sofa with cooling polyester fabric upholstery.
- Recron-filled back cushions and soft foam elevated seating for added comfort.
- Interchangeable chaise for flexible styling.
- Snap fit for minimum assembly time.

### Measurements




### Colour & Material

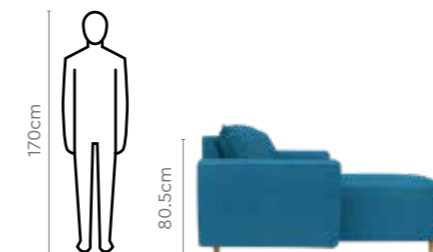
#### FABRIC



Teal/Blue



### Proportion



### Details



# Arcade



### Features


- High-back sofa offering firm lumbar support for comfortable upright or casual seating.
- Adjacent display storage units can be configured in 4 different ways, depending upon the user's storage needs.
- Detachable top lid of the display storage box can be used as a side tray for the sofa.

### Measurements

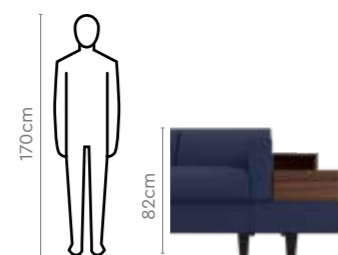


### Colour & Material

#### FABRIC



### Proportion



### Details



# Ryder



### Features


- Timeless design that's elevated from the ground to facilitate easy cleaning.
- Sturdy and solid body and frame made from exclusive natural wood by Godrej Interio — Dura-wood.
- Dura-wood is an inherently strong durable wood with a rustic charm and specially treated to make it resistant to termites and seasonal changes.
- Synthetic leather upholstery for easy maintenance.




Design Registration No: 321337-001

### Colour & Material

#### SYNTHETIC LEATHER



#### WOOD



### Measurements

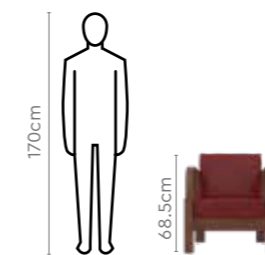
#### 1 Seater



#### 3 Seater



### Proportion



### Details



# Encardo




### Features

- Robust rubber wood frame.
- Easy-to-maintain PVC upholstery.
- Demarcated seats with clean stitching lines.
- Soft foam for sinking feeling.
- Compact size for space management.



### Colour & Material

PVC



### Measurements

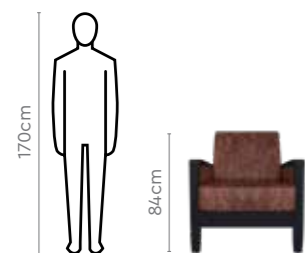
1 Seater



3 Seater



### Proportion



### Details



# Rio Plus



### Features

- Sound structure and frame made using choicest tropical wood.
- Synthetic leather upholstery requires minimum upkeep while offering the rich look of leather.
- Comes in a compact form that offers utmost comfort while occupying very little space.



### Colour & Material

SYNTHETIC LEATHER



### Measurements

1 Seater



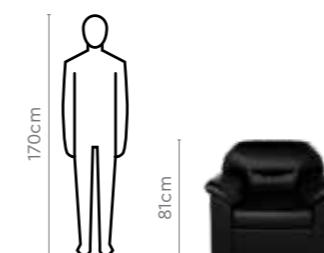
2 Seater



3 Seater



### Proportion



### Details





# Pixel V2

Modular Concept



Design Registration No: 287326, 325725-001, 325726-001, 325727-001, 325728-001

**Features**

- Modular contemporary design units with versatile configuration options.
- Designed to adapt to the needs of small spaces as well as grand living rooms.
- Can be styled as one complete unit, or be placed as smaller units in different nooks or spaces.
- Comes with a recliner embedded in the sofa to enjoy extended periods of leisure.

**Colour & Material**

FABRIC



Red



Camel Brown

In the set

**Pixel V2 Sofa Set**

1 Seater



2 Seater



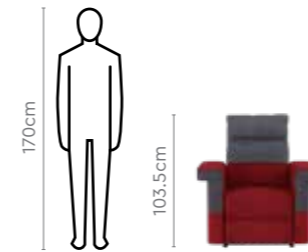
RH & LH Recliner



Ottoman



**Proportion**



**Measurements**

All sizes in cm	Width	Depth	Height	Seat Height
<b>1 Seater</b>	57.0	88.5	103.5	49.5
<b>2 Seater</b>	114.5	88.5	103.5	49.5
<b>RH &amp; LH Recliner</b>	78.0	88.5	103.5	49.5
<b>Ottoman</b>	41.0	41.0	45.5	-
<b>Corner Unit</b>	87.5	87.5	60.5	-

1 Seater



2 Seater



RH & LH Recliner



Ottoman



Corner Unit



**Details**



# Ecliptic



## Features

- Contemporary meets classic in this stylish design.
- Combination of solid wood and plywood lends a sturdy structure to the sofa. Where the plywood adds moisture resistance and is termite-free; the thick solid wood is knot-free which makes for a robust frame.
- PVC weight bearing legs can easily take heavy loads.
- Special attention to overall finish and comfort to enable multi-use and ease of various seating postures.



## Colour & Material

### SYNTHETIC LEATHER



Burgundy

## Measurements

### 1 Seater



86cm

82.5cm



45cm

87cm

### 2 Seater



45cm

130cm

### 3 Seater



86cm

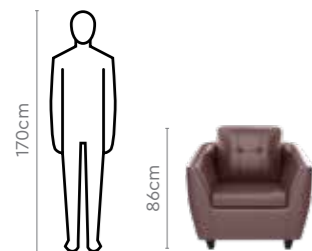
82.5cm



45cm

179cm

## Proportion



## Details



# Hexa



## Features

- Easy to clean and low maintenance synthetic leather upholstery.
- Curved armrest and quilted back cushions for additional comfort.
- Accent wooden fascia adds to the aesthetics, giving a touch of warmth to a space.
- Back cushions filled with conjugated hollow fibre, aiding lumbar support and relaxing sink-in feel.

## Measurements

All sizes in cm	Width	Depth	Height	Seat Height
<b>1 Seater</b>	83.0	88.0	91.0	45.0
<b>2 Seater</b>	132.0	88.0	91.0	45.0
<b>3 Seater</b>	181.0	88.0	91.0	45.0

## Colour & Material

### SYNTHETIC LEATHER



Burgundy

# Essence



### Features


- Fabric upholstery gives a cooling touch and feel.
- Distinct aesthetics with fluffy high back rests and broad armrests.
- Broad curvilinear armrest ergonomically designed for ease of use and more comfort.
- Elevated seating on accent legs.

### Measurements

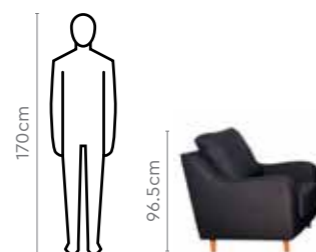
All sizes in cm	Width	Depth	Height	Seat Height
<b>1 Seater</b>	83.0	89.5	96.5	47.5
<b>2 Seater</b>	134.0	89.5	96.5	47.5
<b>3 Seater</b>	184.0	89.5	96.5	47.5
<b>Ottoman</b>	54.0		48.0	

### Colour & Material

#### FABRIC



### Proportion



# Opulent Plus



### Features

- High quality multi-step specially treated plywood sofa frame that is termite and bug resistant.
- Contemporary two-tone PVC upholstery that is cool to touch, abrasion resistant, and easy to maintain.
- Fine craftsmanship reflected in the masterful finish, making it a sofa for artistic minds.
- Stainless steel legs enhance aesthetics and prevent the sofa from rusting.



### Colour & Material

#### SYNTHETIC LEATHER



### Measurements

#### 1 Seater



#### In this set

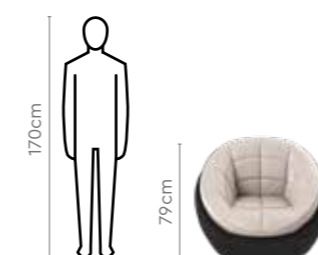
#### Opulent Coffee Table



#### 3 Seater



### Proportion



### Details



# Timberland




## Features

- Impressive design with special attention to finish and sturdiness.
- Smooth arch and beautiful finish on the wooden frame make them a safe addition to homes with smaller kids and pets.
- Rubber wood frame provides durable support to the entire sofa enabling long term use.
- Fabric upholstery, quality padded seating, and spaciousness add the comfort factor.



## Colour & Material

### FABRIC



Grey

## Measurements

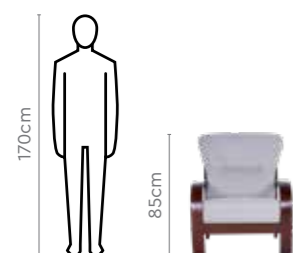
### 1 Seater



### 3 Seater



## Proportion



## Details



# Euro V2



## Features

- A modern design with lumbar support and rounded edges for elevated aesthetics.
- Quality Recron-filled soft foam in the backrest and seat for added comfort, upholstered in durable PVC.
- Sturdy Pinewood frame mounted on chrome-plated legs combining Italian style with Indian sensibility.
- Rounded armrests that add to the overall comfort and aesthetics.

## Measurements

All sizes in cm	Width	Depth	Height	Seat Height
<b>1 Seater</b>	115.5	94.5	93.0	42.0
<b>2 Seater</b>	168.0	94.5	93.0	42.0
<b>3 Seater</b>	218.0	94.5	93.0	42.0

In this set

### Opulent Coffee Table

→ Pg105



## Colour & Material

### PVC LEATHER



Coffee Brown

# Conforto



### Features

- Generous lumbar support that embraces the entire back for optimum comfort.
- Easy to clean and low maintenance synthetic leather upholstery, giving it a smooth and rich finish.
- Strong rubber wood legs that can withstand rough usage.



### Colour & Material

#### LEATHERETTE



### Measurements

1 Seater



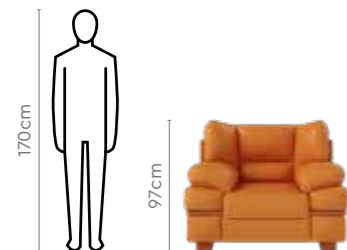
2 Seater



3 Seater



### Proportion



### Details



# Jinerio Nx



### Features

- Enhanced mid-back sofa with quilted lumbar support and backrest divided into two Recron-filled cushioned pockets, making it suitable for comfortable seating for long hours.
- Boasting a stylish dual colour upholstery, this sofa is inspired by the British Club style and has a mid-century modern aesthetic with clean lines and gentle organic curves.
- Ergonomically-designed generous armrests of the sofa with its rounded form provide ample space to rest arms in multiple postures.



### Measurements

1 Seater



2 Seater



3 Seater

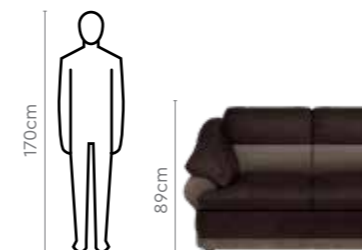


### Colour & Material

#### FAB LEATHER (MICRO FIBRE)



### Proportion



### Details



# Dias



**Features**

- Designed as a solution to meet the work needs of multiple users at home, this range consists of three modules bundled into one package.
- Desk armrest is fixed with a grommet, which allows the power strip cable to escape to the floor to connect with the main power socket in the room.
- Spacious desk of 95 × 30cm, good enough for laptop, desk lamp, mouse, and even a coffee mug.

**Colour & Material**

**FABRIC**



In the set

**Dias Sofa Set**

L-Shape Sofa

Mini Seat

Bench



**Measurements**

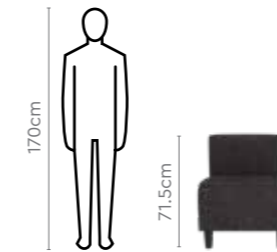
L-Shape Sofa



**Details**



**Proportion**



**Measurements**

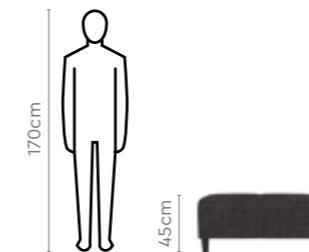
Mini Seat



**Details**



**Proportion**



Bench



**Details**



# Collet



### Features

- Modular seating with the freedom to mix and match according to the space and use case.
- Luxurious seating with the comfort of soft foam seats, generous armrests, and a soft fibre-filled high backrest.
- Frame made from a combination of pinewood and plywood, making it sturdy, resistant to moisture and termites, and is knot-free.



Design Registration No: 325720-001, 325721-001, 325722-001, 325723-001, 325724-001

### Colour & Material

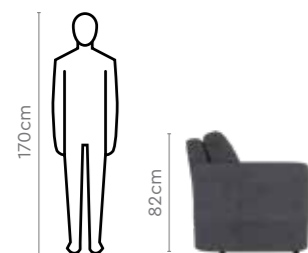
#### SYNTHETIC LEATHER



### Measurements



### Proportion



### Details



# Petal



### Features

- Premium pinewood procured from New Zealand is used for the frame. Specially treated to be knot-free and termite proof.
- Additional horizontal metal stiffeners make the frame more robust.
- Load bearing rubber wood rounded legs aid free multi-posture use without the fear of damage.
- Contemporary aesthetic polyester fabric upholstery that is abrasion-resistant, and cool to the skin.



Design Registration No: 287326

### Colour & Material

#### FABRIC



### Measurements

#### 1 Seater



#### 2 Seater



#### 3 Seater



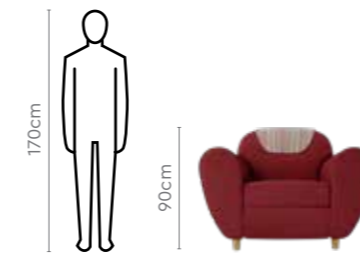
#### In this set

#### Osaka Coffee Table

→ Pg105



### Proportion



### Details



# Orbit



### Features

- Surface space can be used as a dock for living room utilities.
- Partitioned seat and backrest with accentuated lumbar support area, makes the sofa appear broad while occupying a small footprint.
- Ergonomically designed high backrest and seating offers firm lumbar support, facilitating comfortable upright or casual seating.

### Measurements



### Colour & Material

#### FABRIC



### Proportion



### Details



# Supreme V2



### Features

- A combination of geometrical yet curvilinear design, with excellent fit, finish, and aesthetics.
- Solid rounded armrest facilitating good body posture while sitting.
- Stylish details such as wrinkle at armrest along with buttons.
- Mid backrest providing enhanced ergonomic comfort.



### Colour & Material

#### FABRIC



### Measurements

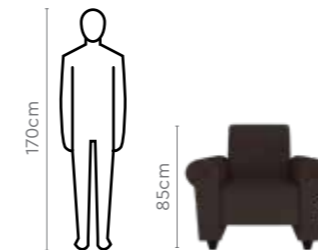
#### 1 Seater



#### 3 Seater



### Proportion



### Details





# Monarch




### Features

- Seasoned solid wood frame having undergone multi-step treatment for protection against termites and bugs.
- High quality synthetic leather upholstery that can be easily cleaned using only a piece of cloth.
- Upholstery that is resistant to cracking and fading, making it a durable addition to your space.
- High backrest and spacious seating designed ergonomically for enhanced shoulder and neck support.



### Colour & Material

#### LEATHERETTE

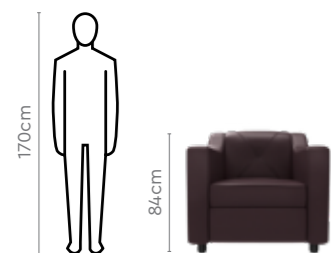


Burgundy

### Measurements



### Proportion



### Details



# Bobbin




### Features

- Crafted with Pinewood obtained from the forests of New Zealand, the frame of the sofa is treated to be knot-free and termite resistant, increasing its durability.
- Works in different activities and settings – as corner seats in a room, a cosy living room, or large spaces.
- Two-seater shape defined by clean and straight lines which allow you to place it in any corner of the house, freeing up space plus providing seating options.
- Soft and padded edges make for a safe, child-friendly addition to your homes.



### Colour & Material

#### FABRIC



### Measurements



### Proportion



### Details



# Highrolla



### Features

- A perfect solution to all types of seating needs.
- Console is deep enough to store books, remotes, laptop bags etc.
- 100% polyester fabric with natural linen-like appearance.
- Saves space plus offers flexibility to use the modular units in various corners of the space, or all together as a larger piece of décor.

### Colour & Material

#### FABRIC

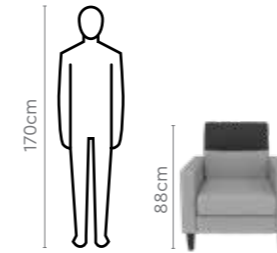


### Measurements

All sizes in cm	Width	Depth	Height	Seat Height
<b>1 Seater Standalone</b>	77.0	85.0	88.0	42.0
<b>2 Seater Standalone</b>	132.0	85.0	88.0	42.0
<b>3 Seater Standalone</b>	186.0	85.0	88.0	42.0
<b>Wing Chair</b>	77.0	85.0	98.5	42.0
<b>1 Seater Modular</b>	55.0	85.0	88.0	42.0
<b>2 Seater Modular</b>	110.0	85.0	88.0	42.0
<b>3 Seater Modular</b>	164.0	85.0	88.0	42.0
<b>Corner Sofa</b>	83.0	83.0	88.0	42.0
<b>Chaise</b>	55.0	158.0	88.0	42.0



### Proportion



### Measurements

#### 1 Seater Standalone



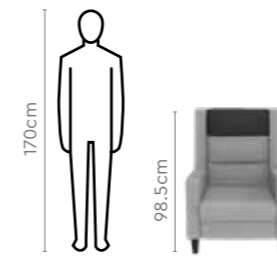
#### 2 Seater Standalone



#### 3 Seater Standalone



### Proportion



#### Wing Chair



#### Wing Chair



# Gradient



## Features

- Designed as an affordable solution that doesn't compromise on function and comfort.
- Consists of three modules that can be combined to form living room layouts, or used individually to create cosy corners in a home.
- Frame crafted from Pinewood that's obtained from New Zealand's forests, treated to be knot-free and termite resistant to increase the durability of the sofa.
- Three-seater shape is defined by clean and straight lines making it versatile and easy to style.
- Soft and padded edges make for a safe, child-friendly addition to spaces.

## Colour & Material

### FABRIC



## Measurements

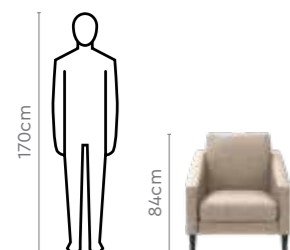


In this set  
**Arbor**  
Coffee Table

→ Pg105



## Proportion



## Details



# Flight



## Features

- Seating combines the support of an S-spring at the bottom, topped with a primary layer of super soft foam and a Recron cushioning for extended comfort and sinking feeling.
- Recron foam in the back cushion lends superior support every single time.
- The vibrant colour combination and fine fabric upholstery makes it an enviable addition to your space.
- Combination of pinewood and plywood lends a durable frame structure, with plywood's resistance to moisture and termites, plus thick knot-free robustness of pinewood.

## Colour & Material

### FABRIC



## Measurements

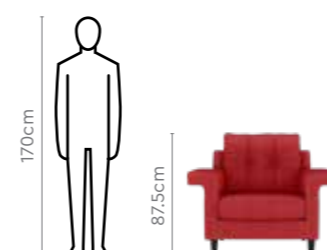


In this set  
**Harmony**  
Coffee Table

→ Pg105



## Proportion



## Details



# Colosseum



### Features

- Smooth rounded flow back with firm support aiding upright or casual seating.
- Broad seating space and longer length of the three-seater makes it an ideal place for napping or relaxed lounging.
- Rounded corners make the space free flowing and inviting.
- Two-level matt membrane display surface on the corner junction serves as a generous decking area for books, gadgets, décor etc.

### Measurements



In this set  
**Acura  
Coffee Table**

→ Pg105



### Colour & Material

#### FABRIC



#### Proportion



#### Details



# Attix



### Features

- Designed to provide a superior experience both as a sofa and as a bed, with unique side storage which inspired the name Attix.
- Multi-use storage units with soft closing hinges.
- Easy pullout mechanism to convert into a bed by pulling out the bottom drawer. Flip the top part of the quality sofa seat mattress onto the hidden shallow storage.
- Special anti-stain Polyester fabric upholstery, soft topper foams, and quilted details for enhanced comfort.
- Wedge-shaped mobile backrests with firm support.



### Colour & Material

#### FABRIC



### Measurements

#### Sofa



#### Bed



### Details



#### Proportion



# Cubicon



## Features

- Multi-functional and multi-utility with storage; assemble into a three-seater sofa + L-shaped sofa + six-seater sofa + day bed.
- Portable, self-supporting back cushions and soft foam mattresses with uniform thickness for superior sleeping comfort.
- Dual safety latch in bed mode for stationary unit, and hidden storage with detachable felt fabric cover.
- Smooth pull out mechanism for transformation from sofa to bed and vice versa, which is noiseless and easy.
- Excellent space management, as the sofa can be turned into two separate beds.




## Measurements



## Colour & Material

### FABRIC



Purple

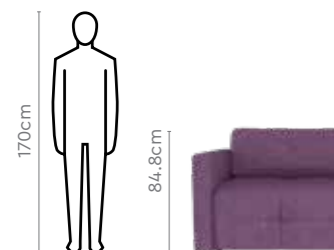


Dark Grey

## Details



## Proportion



# Transpose<sup>®</sup>



## Features

- Premium comfort plus a functional sofa-cum-bed without compromising on the aesthetics.
- Upholstered sofa that transforms into a bed easily and has ample storage space, a perfect solution for city dwellers.
- Contemporary looks and well engineered functionality, it gives value for money considering the spaces it occupies.



## Colour & Material

### FABRIC

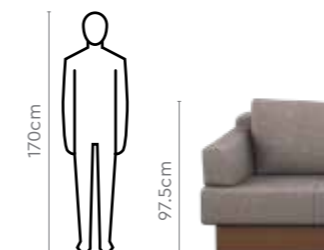


Grey

## Measurements



## Proportion



## Details



# Relax




### Features

- Uses a simple mechanism to pull out the sofa and make it a bed, which can be used by children and adults likewise.
- Powder-coated metal frame provides sturdiness and stability to the furniture to last longer.
- Fabric upholstery has been used at touch points on the sofa to create a cooling effect while lounging on the sofa or bed mode.



### Colour & Material

#### FABRIC



### Measurements

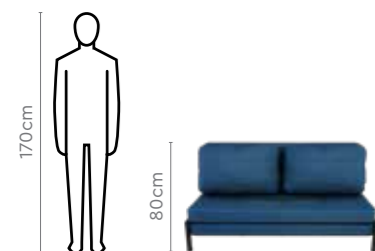
#### Sofa



#### Bed



### Proportion



### Details



# City Sofa Bed




### Features

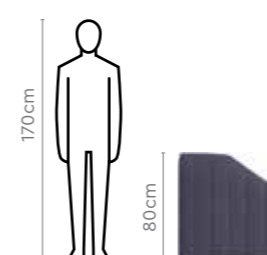
- Microfibre fabric upholstery gives it a leather like feel and trendy aesthetic.
- Stitch lines on this fabric are crafted with precision and exact symmetry highlighting the geometric details. Either side make it the perfect Recliner to lounge in.

### Colour & Material

#### MICROFIBRE



### Proportion



### Measurements


#### Sofa



#### Bed



### Details



# Windsor Sofa Bed



### Features

- Innovative solution for compact space with storage.
- Transformation from sofa to bed or bed to sofa is smooth, safe, and requires only a light pull, making it kids or grandparents friendly.
- Added functionality of storage beneath the seat.
- Armrest can be adjusted by inbuilt click-clack mechanism for casual or formal seating.

### Colour & Material

#### FABRIC



Brown



#### Measurements

All sizes in cm	Width	Depth	Height	Seat Height
<b>Sofa</b>	200.0	98.0	86.0	42.0
<b>Bed</b>	200.0	140.0	42.0	-



# Brussels



### Features

- Space optimizing design when placed against the wall, which be converted into a bed with a single pull.
- Powder-coated metal frame provides sturdiness and stability, making it a long lasting addition to a space.
- Headrest is provided with a Ratchet mechanism to adjust it to any level of inclination, when converted to a bed.



### Colour & Material

#### FABRIC



Maroon



Red

#### Measurements

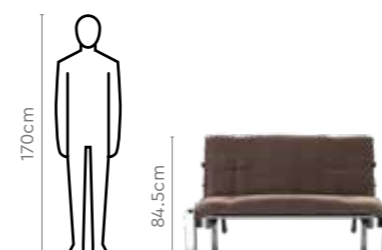
##### Sofa



##### Bed



### Proportion



### Details



# Scout Pro



### Features

- Contemporary and classic recliner design upholstered in microfiber fabric, giving it a leather-like feel and trendy appearance.
- Two-seater with a console has generous space, ensuring there is plenty of room to move while sitting. As well as for placing your pillows, munchies, and remote controls.

### Colour & Material

FABRIC LEATHER



In the set

### Scout Pro Sofa Set



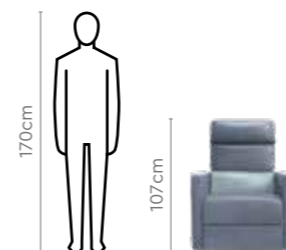
Osaka Coffee Table



→ Pg 41



### Proportion



### Measurements



### Details





# Oyster



### Features

- High-back sleek contemporary design that is compact and comfortable, apt for people of all age groups.
- Abrasion, wrinkle, and stain-resistant Polyester fabric upholstery.
- Fits easily into small nooks of the house. Ideal for watching TV, reading etc.
- Comes with a manual push back mechanism to slide into a reclining position.



### Colour & Material

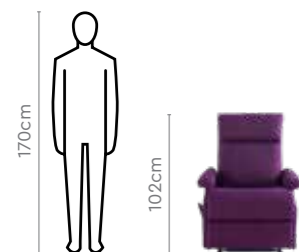
POLYESTER FABRIC



### Measurements



### Proportion



### Details



# Revive



### Features

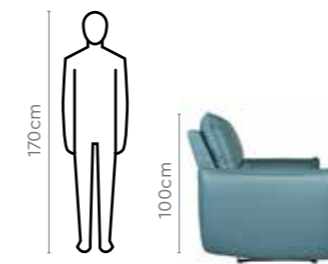
- Top grain soft leather upholstery for high level of comfort.
- Motorised recline function to provide smooth and seamless experience.
- Additional cushions for extra lumbar support.

### Colour & Material

LEATHER



### Proportion



### Measurements

All sizes in cm	Width	Depth	Height	Seat Height
<b>1 Seater</b>	96.0	92.0	100.0	50.0
<b>2 Seater</b>	157.0	92.0	100.0	50.0

### Details



# Stripe



### Features

- Ideal accent piece that can be easily styled into your space.
- Made of high quality leather with top grain leather at touch points.
- Sectioned backrest with manual push-back mechanism to slide into reclining position.

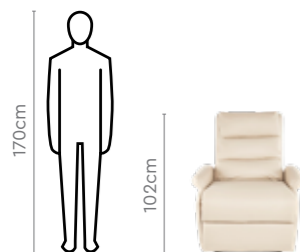
### Colour

LEATHER



Cream

### Proportion



### Measurements



### Details



# Tigris



### Features

- Power-controlled hugger mechanism reclining into any position with touch buttons near armrest for personalized comfort.
- Effortless and noiseless movement from upright to fully reclined. 90° to 160° angle within seconds.
- Stable base due to metal reclining mechanism which is powder-coated, ensuring robust support and longevity.
- Soft foam in seat and backrest, upholstered with superior finishing, in a cool to touch polyester fabric.
- Ergonomically designed with high backrest and head support for optimal spine relaxation.



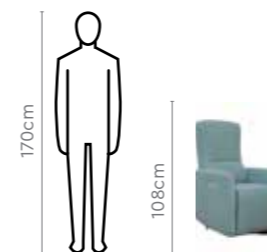
### Colour & Material

POLYESTER FABRIC



Light Green

### Proportion



### Measurements

All sizes in cm	Width	Depth	Height	Seat Height
<b>1 Seater</b>	71.0	92.0	108.0	50.0

# Nelson



### Features

- Power-controlled hugger mechanism reclining into any position with touch buttons near armrest for personalized comfort.
- Effortless and noiseless movement from upright to fully reclined. 90° to 160° angle within seconds.
- Stable base due to metal reclining mechanism which is powder-coated, ensuring robust support and longevity.
- Soft foam in seat and backrest, upholstered with superior finishing, in a cool to touch polyester fabric.
- Ergonomically designed with high backrest and head support for optimal spine relaxation.



### Colour & Material

POLYESTER FABRIC



Dark Blue

### Proportion



### Measurements

All sizes in cm	Width	Depth	Height	Seat Height
<b>1 Seater</b>	80.5	88.5	103.0	48.0

# Alantra



### Features

- Composite leather upholstery with pure leather at touch points and synthetic leather at non touch points, making this sofa highly durable, breathable, and aesthetically appealing.
- Smooth and noiseless reclining mechanism which can be adjusted at any angle as per the requirement of the user.
- The maximum reclining inclination is 140 degrees.
- Rocking and swivel mechanism in one seater adds to the functionality.
- Embedded coffee table in the three-seater for Home Theatre experience.



### Measurements

1 Seater



### Colour & Material

COMPOSITE LEATHER

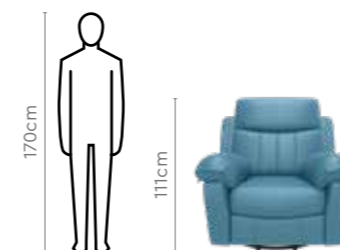


Blue

3 Seater



### Proportion



### Details



# Clermont



## Features

- Smooth and noiseless reclining mechanism which can be adjusted at any angle as per the requirement of the user. The maximum reclining inclination is 140 degrees.
- Composite leather upholstery, pure leather at touch points and synthetic leather at non touch points, making it highly durable, breathable, and aesthetically appealing.
- Rocking and swivel mechanism in one seater adds to the functionality.

## Colour & Material

### COMPOSITE LEATHER



Brown

## Measurements

All sizes in cm	Width	Depth	Height	Seat Height
<b>1 Seater</b>	107.0	89.0	103.0	51.0
<b>3 Seater</b>	222.0	89.0	103.0	51.0



# Mississippi



## Features

- Zero Wall mechanism, with power-controlled touch buttons near armrest to recline into any position.
- Effortless and noiseless movement from upright to fully reclined. 90° to 160° angle within seconds.
- Stable base due to metal reclining mechanism which is powder-coated, ensuring robust support and longevity.
- Soft foam in seat and backrest, upholstered with superior finishing, in a cool to touch polyester fabric.
- Ergonomically designed with high backrest and head support for optimal spine relaxation.



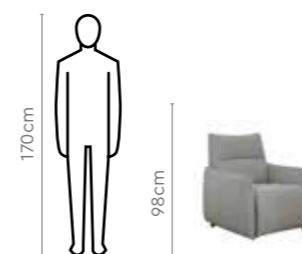
## Colour & Material

### POLYESTER FABRIC



Grey

## Proportion



## Measurements

All sizes in cm	Width	Depth	Height	Seat Height
<b>1 Seater</b>	93.0	91.0	98.0	45.0

# Rhine V3



### Features

- Smooth reclining mechanism for noiseless and effortless reclining at any angle.
- Store your favourite book or magazine in a convenient easy-to-reach side pocket for comfy reading.
- Synthetic leather upholstered, this durable exterior has a superior smooth finish with symmetrical stitching lines for enhanced aesthetics.
- A soft foam seat and conjugated fibre filler in both arms and backrest provide a relaxed cushioned feeling.
- Comes with an integrated coffee table and backrest.



### Colour & Material

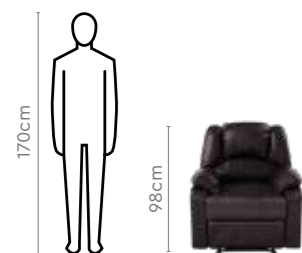
#### LEATHERETTE



### Measurements



### Proportion



### Details



# Sumo



### Features

- Contemporary design with elegant lines and recliner functionality across all units.
- Wide armrests, especially in the two-seater, with each end having adequate space to rest your arm as you hold a beverage or a small bowl of food.
- All units have generous seating, ensuring that there is plenty of room to move as you sit.
- S-spring suspension system built in the base frame for a bouncy feel.
- Comes with an integrated coffee table.



### Colour & Material

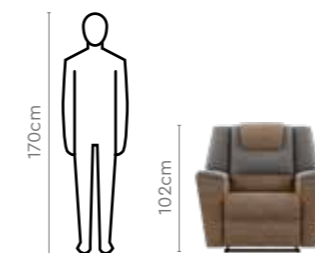
#### FABRIC



### Measurements



### Proportion



### Details



# Thames Pro



**Features**

- A comfy recliner made with an Okin reclining mechanism that is smooth, noiseless, and has a wider range of reclining angles.
- Helps release tension from the spine by elevating to a zero-gravity position.



**Colour & Material**

LEATHER



Burgundy

**Proportion**



**Measurements**



# Leisure



**Features**

- Made with a pinewood frame, this comfortable, high back wing chair is ideal for living rooms, study, and lounge corners.
- S-spring webbing and pocket spring in the seat gives it a relaxing sink-in feeling.

**Measurements**



**Colour & Material**

FABRIC



Blue

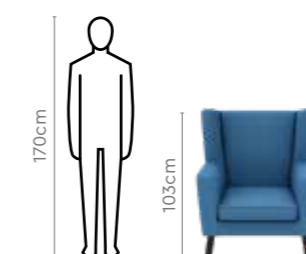


Grey

**Details**



**Proportion**



# Carmen




### Features

- A great-looking chair for the casual spaces of a home.
- Made of MS pipe frame and synthetic leather upholstery, this chair is a must-have for a comfy corner to relax in.

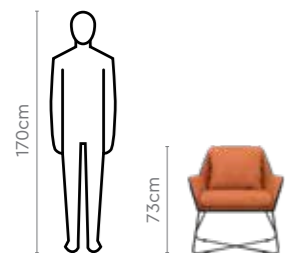
### Colour & Material

SYNTHETIC LEATHER



Orange

### Proportion



### Measurements



### Details



# Laze




### Features

- Minimalist aesthetic casual seating.
- Can be used for workspaces, dining areas, or as nook seating.
- Fabric upholstery with foam-padded seat and backrest.
- Legs made of MS pipe with black powder coating.

### Colour & Material

FABRIC

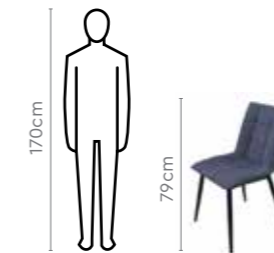


Dark Grey

### Measurements

All sizes in cm	Width	Depth	Height	Seat Height
<b>1 Seater</b>	69.0	62.0	79.0	-

### Proportion



# Altair

## Features

- Chic and versatile addition to any space.
- Can be used as an extra seating or serving surface area.
- Pair with sofa sets for a touch of casual seating, or elevate a wing chair with this pouf as a footstool.
- Solid wood frame with skin-friendly fabric upholstery that is low maintenance.



## Colour & Material

### FABRIC

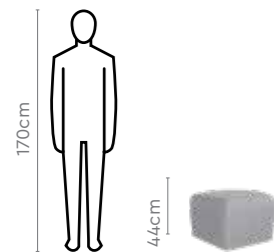


Light Grey

## Measurements



## Proportion



## Details



# Nicole

## Features

- Versatile addition to any space, this chic design can be used as an extra seating or a serving surface area.
- Pair with sofa sets for a touch of casual seating, or elevate a wing chair with this pouf as a footstool.
- Solid wood frame with skin-friendly fabric upholstery that is low maintenance.



## Colour & Material

### FABRIC

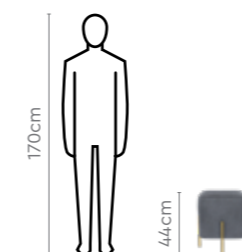


Grey

## Measurements



## Proportion



## Details





# Rigel


## Features

- Trendy, multi-use, and versatile addition to any space.
- Can be used as an extra seating or serving surface area.
- Pair with sofa sets for a touch of casual seating, or elevate a wing chair with this pouf as a footstool.
- Solid wood frame with skin-friendly fabric upholstery that is low maintenance.



## Colour & Material

### FABRIC

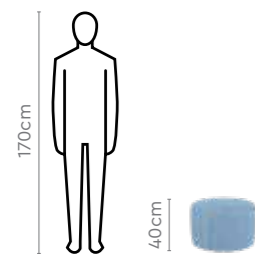


Light Blue

## Measurements



## Proportion



## Details



# Sitius


## Features

- Multi-purpose trendy addition to any space that can be used as an extra seating or serving surface area.
- Pair with sofa sets for a touch of casual seating, or elevate a wing chair with this pouf as a footstool.
- Solid wood frame with skin-friendly fabric upholstery that is low maintenance.




## Colour & Material

### FABRIC

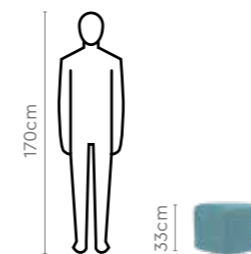


Sea Green

## Measurements



## Proportion




## Details



# Vega


## Features

- Eye catching yet multi-functional addition to any space.
- Can be used as an extra seating or serving surface area.
- Pair with sofa sets for a touch of casual seating, or elevate a wing chair with this pouf as a footstool.
- Solid wood frame with skin-friendly fabric upholstery that is low maintenance.

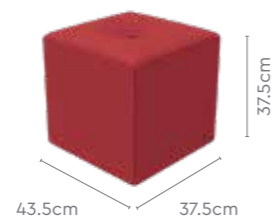


## Colour & Material

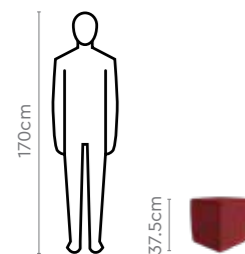
### FABRIC



## Measurements



## Proportion



## Details



# Cubo Ottoman

## Features

- Sleek multi-functional design that can be used as an extra seating or serving surface area.
- Pair with sofa sets for a touch of casual seating, or elevate a wing chair with this pouf as a footstool.
- Recron sheet upholstery in an easy-to-style leatherette and cushioned with side foam.
- Solid pinewood frame and sturdy legs make it a durable addition to your home.



## Colour & Material

### LEATHERETTE

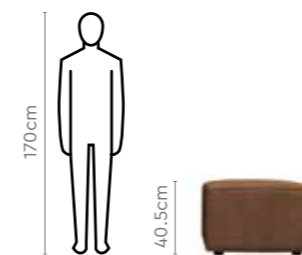


## Measurements

All sizes in cm	Width	Depth	Height
<b>1 Seater</b>	55.0	55.0	40.5



## Proportion



# Pillar Ottoman

## Features

- Chic multi-use addition to any space with its sleek design and nifty footprint.
- Solid Pinewood frame and sturdy legs.
- Low maintenance upholstery and puff-top foam seat.
- Pair it with wing chairs as a stylish footstool, or put a couple of them together in a corner for extra seating.



## Colour & Material

### LEATHERETTE

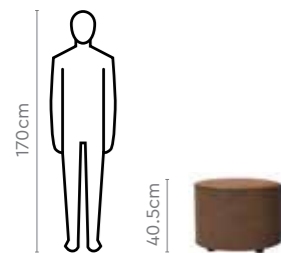


Toffee



Dark Grey

## Proportion



## Measurements

All sizes in cm	Width	Depth	Height
<b>1 Seater</b>	54.0	-	40.5



# Flip

## Features

- Stylish versatile addition to any space with its attractive design and nifty footprint.
- Pair it with wing chairs or add as a chic footstool, or put a couple of them together in a corner for a cosy reading nook.
- Solid wood frame with fab leather upholstery.
- Low maintenance and multi-use item.



## Colour & Material

### FAB LEATHER

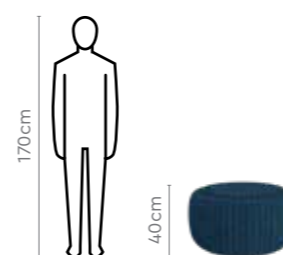


Blue

## Measurements



## Proportion



## Details



# Hexa Ottoman


## Features

- Stylistic versatile addition to any space with its attractive design and nifty footprint.
- Pair it with wing chairs or add as a chic footstool, or put a couple of them together in a corner for a cosy reading nook.
- Solid wood frame with fab leather upholstery.
- Low maintenance and multi-use item.



## Colour & Material

### FAB LEATHER

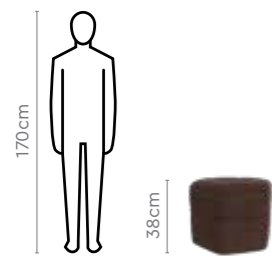


Brown

## Measurements



## Proportion



## Details



# Creta

## Features

- Contemporary fabric upholstery that is not only cool to the skin, but also versatile and stylish.
- The plush cushions let you sink in, while enclosing wings give you a place to rest your head.
- Dura-wood Sheesham makes this wing chair strong, durable, and abrasion resistant, reducing the need for frequent furniture replacements.
- Easy maintenance with just regular dusting and occasional polishing to make it look brand new!




## Colour & Material

### FABRIC



Blue

### WOOD

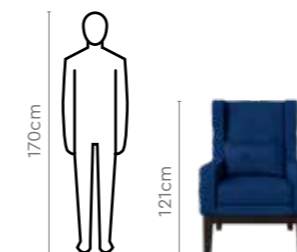


Walnut

## Measurements



## Proportion



## Details



# Baron

## Features

- Abrasion, wrinkle, and stain-resistant polyester fabric upholstery.
- Ergonomic design with a high backrest, soft foam seating, and loose cushion for enhanced comfort and lumbar support.
- Stylish ottoman that can be used as an extra seating, a footrest, or an additional serving surface.



## Colour & Material

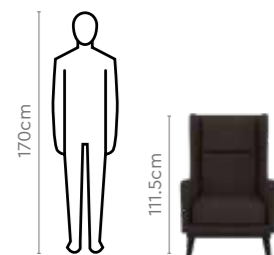
### FABRIC



## Measurements



## Proportion




## Details



# Alice

## Features

- Simple yet sleek design that can complement the existing décor of your living space, and blend well with your choice of sofas and couches.
- Easy access shelf neatly tucks away all your essential tit-bits like magazines and board games, and maintains the aesthetic of your room.
- Smooth and neat finish facilitates easy cleaning and maintenance.




## Colour & Material

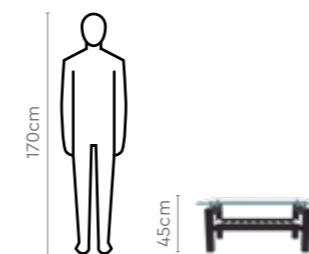
### WOOD




## Measurements



## Proportion



## Details



# Acura


## Features

- Ultra-modern combination of wood and glass, specifically shaped and engineered to give it stability. Now, your drinks won't spill as easily in case of accidental tugs and yanks.
- The Wenge finish of the coffee table is done with utmost care, making it a posh addition to your space.
- Has multiple compartments to store books, magazines, or place decor items. A hidden compartment within can be used to store utility bills and keys.
- Good ground clearance enables easy cleaning.



## Colour & Material

### WOOD

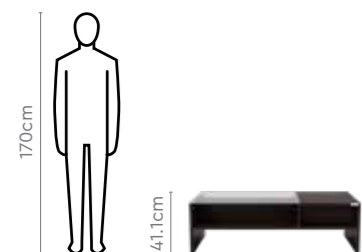


Wenge

## Measurements



## Proportion



## Details



# Bloom

## Features

- Rubber wood understructure with 12 mm tempered glass top.
- MS sheet at the base, with a laser-cut floral design, can be used as a display shelf.
- Tapered legs with enhanced aesthetics.



## Colour & Material

### WOOD

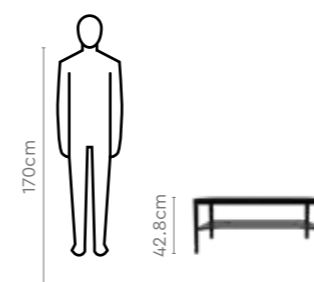


Walnut

## Measurements



## Proportion



## Details



# Caferia



## Features

- Elegantly-designed coffee table with a distinctly modern appearance.
- The base material is made of fibreglass which has an added advantage of being rust-free.
- UV-cured stainless steel disc affixed to the understructure.

## Measurements

All sizes in cm	Width	Depth	Height
<b>Coffee Table</b>	124.0	57.0	42.0



## Colour & Material

### FIBERGLASS



Red



Black

## Details



# Dual

## Features

- Modern enough to give an edge, and subtle enough to blend in seamlessly with a variety of décor schemes.
- Crafted with a notch for opening, the drawer is free of protruding handles giving clearance for other furniture.
- Comes with a three-level storage to accommodate a variety of items and utilities.
- Drawer can be opened from both ends, eliminating the need for awkward shuffling or reaching across the table.
- Unlike wood, the fuss-free glass top makes it easy to wipe away any spills without causing any damage to the aesthetics.


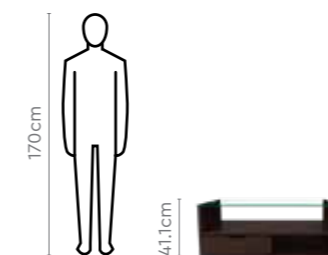
## Colour & Material

### WOOD



Wenge

## Proportion



## Measurements



## Details



# Gayle

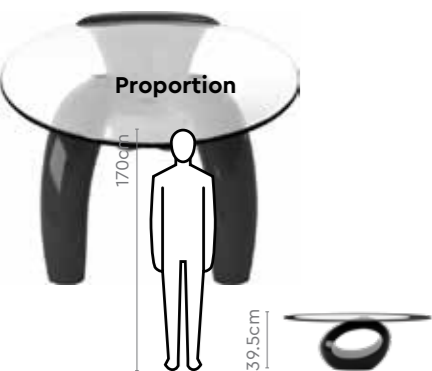

### Features

- Sleek, modern design that adds a modish touch to your living space.
- UV-cured stainless steel disc holds the top and understructure together, ensuring a clean, durable bond and balanced core that doesn't topple easily.
- Made from fibreglass, there is no worry of rust or decay, making it a good choice for the long term.



### Colour & Material

#### FIBERGLASS



### Measurements



### Details



# Oval



### Features

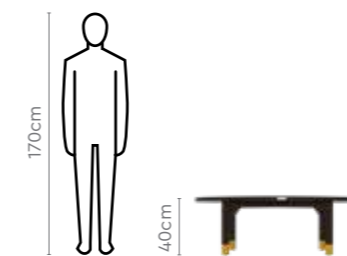
- Knockdown construction with decorative legs and Sheesham frame.

### Colour & Material


#### WOOD



### Proportion



### Measurements



### Details





# Meraki


## Features

- Rectangular contemporary unit in a solid finish that can pair well with the rest of your furniture, regardless of the style of your home.
- Added storage with two open shelves, a closed wide shelf with a white cover, and a big closed shelf.
- Due to the knockdown construction, it is easy to assemble and disassemble.
- Easy-to-access storage, with shelves that are accessible from both sides.



## Colour & Material

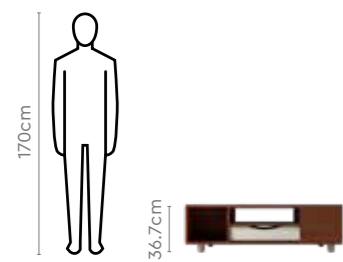
### ENGINEERED WOOD



## Measurements



## Proportion



## Details



## Pair with



**Meraki Corner Table**  
→ Pg 41

# Opulent Plus


## Features

- Sturdy Shesham wood frame, solid wooden legs, and tempered glass top.
- Luxurious aesthetic that is neatly lined with the form and shape of the table.
- Versatile glass top in a neutral colour and contrasting darker legs in walnut shade.
- Easy to maintain, with ground clearance for cleaning.
- 2 additional drawers that let you keep small accessories handy.



## Colour & Material

### SHEESHAM WOOD

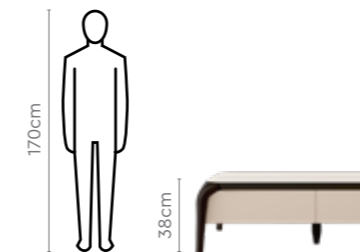


## Measurements

### Opulent Coffee Table



## Proportion



### Opulent Plus Coffee Table



In this set  
**Opulent Sofa**  
→ Pg 105



Pair with  
**Opulent Plus Media Unit**  
→ Pg 105



# Splurge




## Features

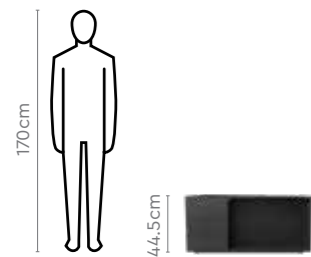
- Standalone construction made of Sheesham wood
- Patterned surface with storage option for display.

## Colour & Material


SHEESHAM WOOD



## Proportion



## Measurements



## Details



# Caramel


## Features

- The simple design of this table is free of complicated areas, making it easy to clean.
- Made from durable Sheesham wood, it's termite-resistant, easy to maintain, and sturdy.
- Knockdown construction makes it easy to assemble and disassemble.
- Additional surface area with lower shelf.



## Colour & Material

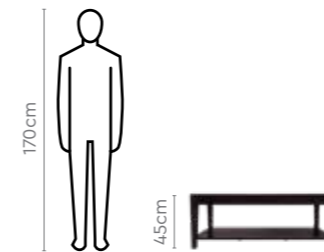
SHEESHAM WOOD



## Measurements



## Proportion



## Details



# Splenda


## Features

- Simple is better. It is especially true for this table which stands out due to its simplicity, making for a pleasant addition.
- There is nothing more fitting than a coffee table in a cappuccino colour. It catches the eye in any space.
- Rubber wood is not only a good-looking option, but also an intelligent one. It has a high resistance to termites and molds, which prolongs the table's lifespan.
- The strength of a table is dictated by its frame. The strong wood frame of this table allows it to withstand rough usage.



## Colour & Material

### RUBBER WOOD

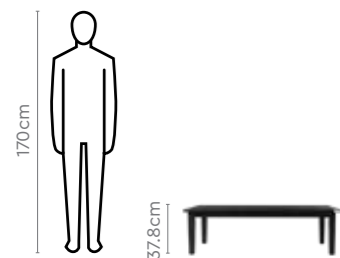


Cappuccino

## Measurements



## Proportion



## Details



# Victoria

## Features

- Vintage era inspired colour and design, with curved legs and a walnut finish, that adds a classic charm to the space.
- Made of high-density plywood and a rubber wood underframe, this clean design free of unnecessary details makes it easy to maintain.
- 24mm thick surface that can support up to 50 kgs.



## Colour & Material

### PLYWOOD + RUBBERWOOD

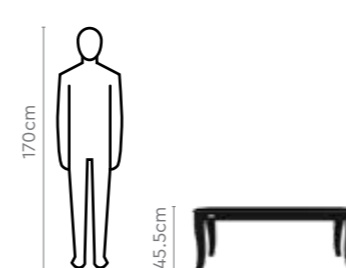


Walnut

## Measurements



## Proportion



## Details



# Arbor


## Features

- Comes with a top storage drawer, bottom deep open storage shelf, and a stylish accent black display niche.
- Body panels are made of 1.8 cm thick prelaminated engineered wood, making it sturdy and durable.
- Lamination cover is treated by a process of melamine impregnation, giving it superior abrasion and stain resistance.
- Superlative quality hardware used, making it a long-lasting addition to your space.



## Colour & Material

### ENGINEERED WOOD



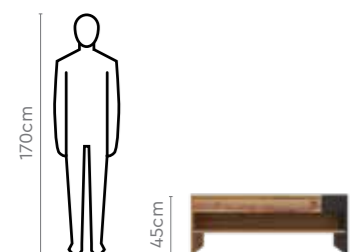
Remini Walnut

## Measurements

### Coffee Table



## Proportion



### Side Table



In this set  
**Scout Pro Sofa Set**



→ Pg105

## Details



# Skyline

## Features

- Made of durable toughened glass, it flaunts a robust structure with a load bearing capacity of 40 kgs.
- Inspired by a love for simplicity and the orient, this beautiful piece comes with a side display niche as well as with open storage.
- With its smooth and neat finish, the Skyline Coffee Table is easy to clean and requires low maintenance.
- Due to the knockdown construction, it's easy to assemble and disassemble.



## Colour & Material


### ENGINEERED WOOD



Black

## Measurements

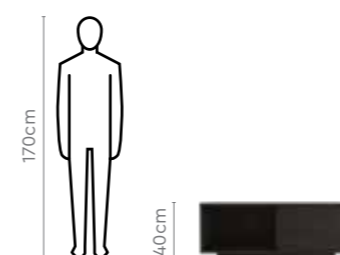
### Coffee Table (Large)



### Corner Table



## Proportion



## Details



# Harmony




## Features

- High load-bearing capacity of 40 kgs without compromise on design aesthetics.
- Minimalistic design with a combination of closed and open storage.
- Body panels are made of 1.8 cm thick pre-laminated engineered wood, making it sturdy and durable.
- Lamination cover is treated by a process of Melamine Impregnation, giving it superior abrasion and stain resistance.
- Superlative quality hardware used, making it a long-lasting addition to your space.

## Colour & Material

ENGINEERED WOOD



Remini Walnut

In the set

## Harmony Coffee Table Set

Coffee Table (Large)



Coffee Table (Small)



Side Table



Paired here with


**Broadway V2**



→ Pg 41

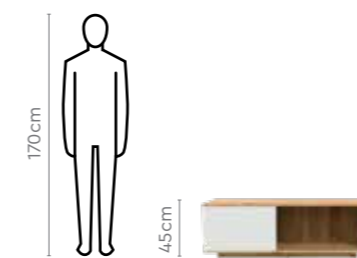
## Colour & Material

ENGINEERED WOOD



Remini Walnut

## Proportion



## Measurements

Coffee Table (Large)



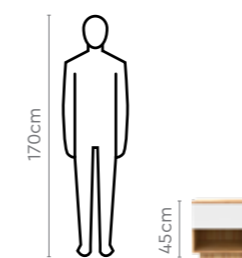
Coffee Table (Small)



## Details



## Proportion



## Measurements

Side Table



## Details



# Osaka

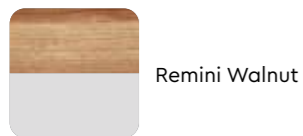


**Features**

- Great design meets top functionality with high load bearing capacity of 40 kgs.
- Inspired by a love for simplicity and the orient, this beautiful piece comes with large dual access open storage and a side display niche.
- Body panels are made of 1.8 cm thick prelamated engineered wood, making it sturdy, durable, and a great choice for a living room.

**Colour & Material**

ENGINEERED WOOD



Remini Walnut

In the set

**Osaka Coffee Table Set**

Coffee Table (Large)



Coffee Table (Small)



Corner Table



Paired here with

**Bobbin**

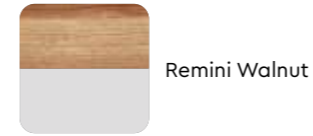


→ Pg 41



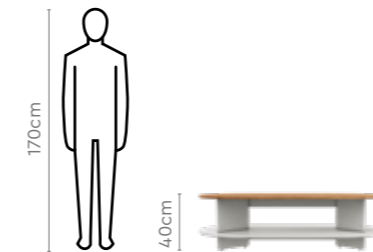
**Colour & Material**

ENGINEERED WOOD



Remini Walnut

**Proportion**




**Measurements**

Coffee Table (Large)



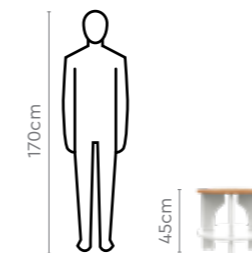
Coffee Table (Small)



**Details**




**Proportion**



**Measurements**

Corner Table



**Details**



# Alita


## Features

- Geometric shape in two-tone brown and beige shade for a warm and earthy feel.
- Concealed storage with swivel mechanism for easy accessibility.
- Sleek and spacious but not as bulky.
- Consists of two layers of open and closed storage for more display and use options.
- Light weight for mobility.



## Colour & Material

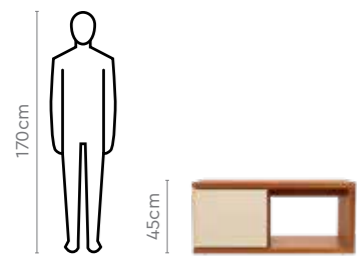
### WOOD



## Measurements



## Proportion



## Details



# Bliss


## Features

- Rustic charm of the visible wood grain accentuated by its warm finish, this coffee table adds a natural touch to your space.
- It requires low maintenance, with only regular dusting and occasional polishing to make it look as good as new.
- Easy to style neutral tones and clean lines make it a versatile piece.
- Sheesham wood frame provides a strong and durable structure, all the while being insect-resistant.



## Colour & Material

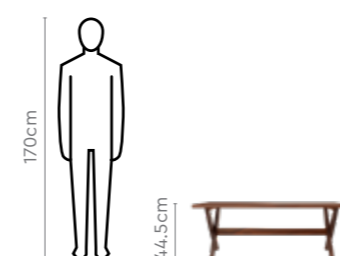
### SHEESHAM WOOD



## Measurements



## Proportion



## Details



# Flicker




### Features

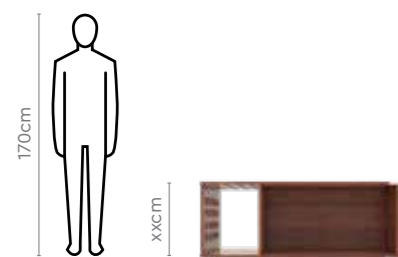
- Symmetrical curved design at top and side.
- Made of Sheesham wood and standalone construction.

### Colour & Material

SHEESHAM WOOD



### Proportion



### Measurements



### Details



# Black Forest


### Features

- Made from Dura-wood, the Black Forest table is inherently strong, durable, and easy to maintain. It will look as good as new with just regular dusting and occasional polishing.
- In an attractive dark brown shade with a sturdy top and solid, stable legs.
- Sophisticated detail of golden hue brass inlay on both sides.
- Additional shelf below for utility.



### Colour & Material

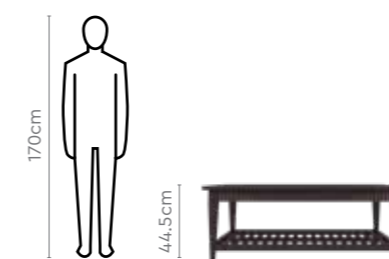
WOOD




### Measurements



### Proportion



### Details



Pair with

**Black Forest Corner Table**

→ Pg 41



**Black Forest Media Unit**

→ Pg 41





# Cesar

## Features

- A versatile and modern design crafted from solid Dura-wood in an attractive walnut shade, with a load bearing capacity of 40 kgs.
- The gold and black detailing adds a sophistication to the premium aesthetic.
- It has a sturdy top and solid, stable legs that elevate it from the ground, making it easy to clean below.
- A convenient undershelf adds open storage and display space.
- Its knockdown construction makes it easy to assemble and disassemble.



## Colour & Material

### SHEESHAM WOOD

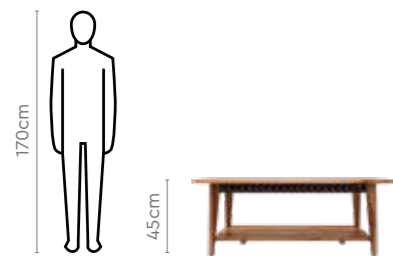


Walnut


## Measurements



## Proportion



## Details



# Accord


## Features

- Can up the style quotient of any space it is in.
- Contemporary and premium aesthetic.
- Versatile large span design in a neutral colour that can be styled with ease.
- High gloss finish coupled with stainless steel legs.
- Open niche in a wooden finish for added utility, such as for additional storage or display units.



## Colour & Material

### WOOD

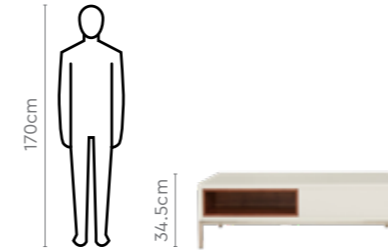


High Gloss White

## Measurements



## Proportion



## Details



# Discus


## Features

- Uniquely-designed circular coffee table with a movable top.
- Storage space available to keep belongings clean and tidy.
- Soft closing mechanism of the circular portion ensures no finger pinching.
- Circular base enables easy movement and no sharp edges.
- The white engineered wood base with walnut veneer top, complements both light and dark coloured décor.



## Colour & Material


### WOOD



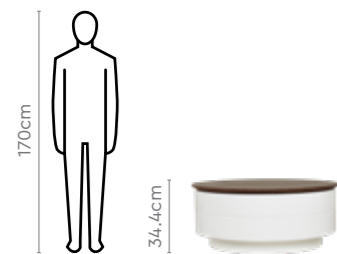
## Measurements



## Details



## Proportion



# Tuxedo

## Features

- Coffee and corner table pairing, with a unique design of the metal collar smartly flowing along the circular wooden top, which inspired the name Tuxedo.
- Understructure of 4 cylindrical metal rods connected with cross member support gives it a sturdy yet lightweight base, while enabling easy cleaning and addition to compact and large spaces alike.
- Minimal but classy design with sleek metal legs with a black powder-coated finish.
- Engineered wood top with Oak Veneer in natural wood shade, and metal collar powder-coated in matt black.




## Colour & Material

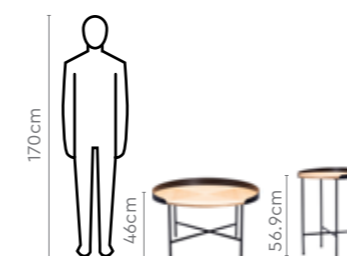
### ENGINEERED WOOD



### POWDER COATED METAL



## Proportion



## Measurements

### Coffee Table



### Corner Table



## Details



# Bliss

## Features

- Versatile, easy to style and maintain corner table with durable Sheesham wood legs, engineered wood with veneer table top, all finished in walnut shade.
- It has a load bearing capacity of 20 kgs, and its knockdown construction makes it easy to assemble - disassemble.
- Its timeless design makes it a useful and stylish addition to any space.




## Colour & Materials

WOOD & ENGINEERED WOOD

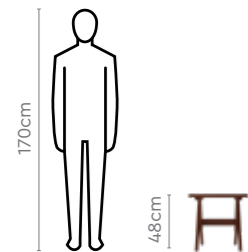


Walnut Veneer

## Measurements



## Proportion



## Details



# Edward

## Features

- Sophisticated Walnut colour, neat corners, and curved legs add an ethnic charm to spaces.
- Sturdy durable rubber wood understructure with high density premium finish plywood table top.



## Colour & Material

RUBBER WOOD + PLYWOOD

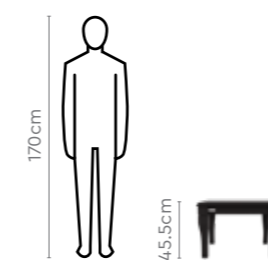


Walnut

## Measurements



## Proportion



## Details



Pair with

Victoria Coffee Table

→ Pg 41



# Meraki


## Features

- Creative geometric shape is an ode to the principle of harmony which greatly influences the minimalistic design of the piece.
- Soothing warm shade of the table blends well in different décor themes seamlessly.
- Solid make and excellent design.
- Its knockdown construction makes it easy to assemble and disassemble.
- Requires low maintenance and is easy to clean.



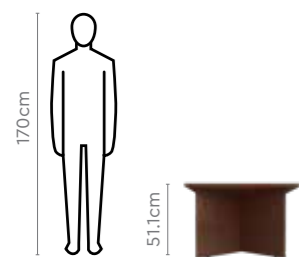
## Colour & Material

### ENGINEERED WOOD



Brown

## Proportion



## Measurements



## Details



Pair with

**Meraki  
Coffee  
Table**

→ Pg 41



# Splenda


## Features

- A modern design, this hip corner table easily blends in with different types of furniture.
- Natural solid wood strength from the rubber wood understructure that is robust and looks good.
- Designed with a surface area to accommodate everything from trays of coffee to stacks of magazines.
- Engineered wood table top averse to scratches with a glossy finish all over.
- Maintenance requires little effort, use a wet cloth to wipe the table clean.



## Colour & Material

### RUBBERWOOD + ENGINEERED WOOD

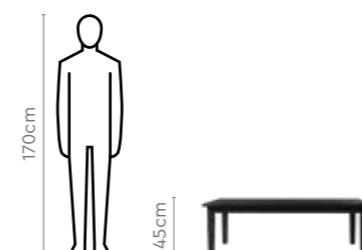


Cappuccino

## Measurements



## Proportion



## Details



# Vegas


## Features

- Made with precision in urban design, the Vegas corner table is a piece of art that can make any space come alive.
- Its bright colour will enliven any interior. Place it amongst monotonous or other brightly-coloured furniture.
- Fibreglass reinforced plastic is used to make the base material, giving it a luxurious smooth finish.
- Tempered glass top is stronger and more durable than regular glass, making it a safer choice for interiors.
- Small size doesn't always mean small strength. This petite table can withstand a weight of up to 20 kgs.



## Colour & Material

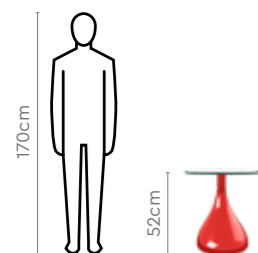
### FIBREGLASS




## Measurements



## Proportion



## Details



# Black Forest


## Features

- Small size doesn't always mean small strength, this petite table can withstand a weight of up to 20 kgs.
- Dura-wood, the solid wood that we use in our Black Forest display unit furniture range, is inherently strong and hence durable.
- Rustic charm of the fascinating patterns of grains and fibres adds a natural and warm aesthetic to a space.
- Golden-shaded brass inlay detailing gives this corner table a premium look and feel.
- Dura-wood makes it easy to maintain, needing just regular dusting and occasional polishing to make it look as good as new.



## Colour & Material

### WOOD



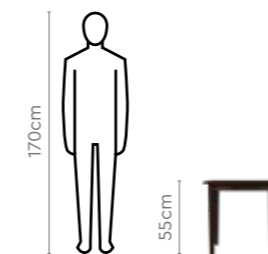
## Measurements



## Details



## Proportion



## Pair with

**Black Forest Coffee Table**



→ Pg 41

**Black Forest Media Unit**



→ Pg 41

# Cesar

## Features

- Small size doesn't always mean small strength, this petite table can withstand a weight of up to 20 kgs.
- Dura-wood, the solid wood that we use in our Cesar display unit furniture range, is inherently strong and hence durable.
- Rustic charm of the fascinating patterns of grains & fibres adds a natural and warm aesthetic to a space.
- Dura-wood makes it easy to maintain, needing just regular dusting and occasional polishing to make it look as good as new.



## Colour & Material

### SHEESHAM WOOD



Walnut

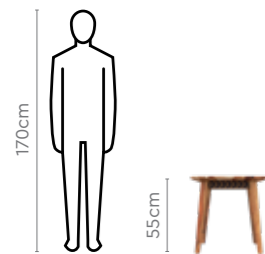
## Measurements



## Details



## Proportion



## Pair with

**Cesar  
Coffee  
Table**  
→ Pg 41



**Cesar  
Media  
Unit**  
→ Pg 41



**Cesar  
Display  
Unit**  
→ Pg 41



# Allan Corner Table Black

## Features

- Tall, dark, and handsome-looking corner table with sleek tripod metal legs and a disc-shaped metal top.
- Ideal beside a sofa for easy access and less ground space, making it a good fit for corners as well.
- Legs have small bushes at the base to prevent floor damage.
- Being a neutral shade (black), it is easy to style with any décor or aesthetic.



## Colour & Material

### MILD STEEL

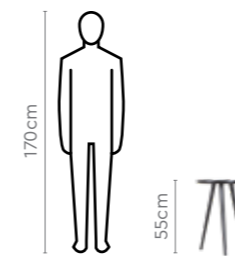


Matt Black

## Measurements



## Proportion



## Details



# Discoïd

## Features

- Inspired by the 4-legged alien character with interesting leg design making it appear disconnected.
- Powder-coated metal legs with walnut finish top.
- Designed to offer multi-utility function on the lips of the 4 sleek legs, like to hang umbrellas or bags, making it a useful item in living spaces.



## Colour

### WOOD + METAL

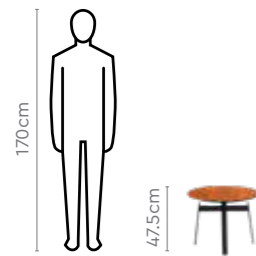


Walnut

## Measurements



## Proportion



## Details



# Emma


## Features

- Inspired by its versatility, universal appeal, and calming tones, the name "Emma" was given to this lightweight corner table.
- Being a lightweight item, it is easy to relocate and style in a space as needed.
- Also includes a small drawer to keep knick-knacks like catalogues, notepads, stationeries etc. for an added utility.



## Colour & Material

### WOOD

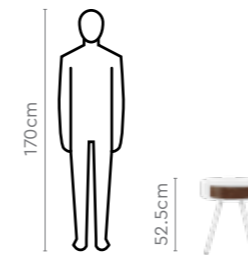


White

## Measurements



## Proportion



## Details



# Troika

## Features

- Troika, which means a team of 3 working together, was the name inspired by the functionality of the tripod legs that join together to support the top.
- Available in two heights and table top widths, that can be used individually or nestled together.
- Legs and top circumference made from metal with black powder coating, and engineered wood with Oak veneer table top, gives it a sleek and contemporary aesthetic.
- Easy to pair with existing interiors in a space and useful for a variety of functions.




## Colour & Material

### ENGINEERED WOOD



### POWDER COATED METAL



## Measurements

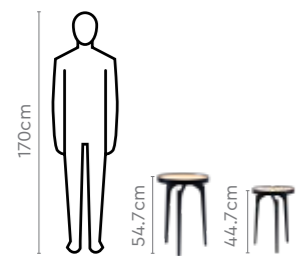
Corner Table (Large)



Corner Table (Small)



## Proportion



## Details



# Opulent Media Unit


## Features

- Luxurious aesthetic with clean-lined form and shape of the unit.
- Sturdy Sheesham wood frame and legs, along with a tempered glass top.
- Easy to maintain, with ground clearance for cleaning.
- Versatile glass top in a neutral colour and contrasting darker legs in walnut shade.
- Comes equipped with three big drawers for additional storage.



## Colour & Material

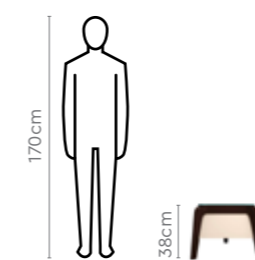
### SHEESHAM WOOD + ENGINEERED WOOD



## Measurements



## Proportion



## Details



Pair with

**Opulent Coffee Table**

→ Pg 41



**Opulent Sofa**

→ Pg 105





# Flicker


## Features

- Carcass made of Sheesham wood and open towers for display.
- Can accommodate up to a 45 inch TV.
- Decorative shutter with carvings enhance the aesthetic appeal.
- A mix of open and concealed storage for your storage needs.



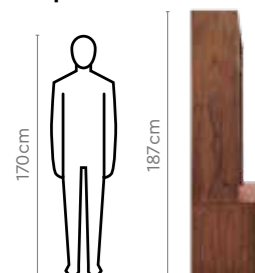
## Colour & Material

### SHEESHAM WOOD




Walnut


## Proportion



## Measurements



## Details



Pair with  
**Flicker  
Coffee  
Table**

→ Pg 41



# Celestine

## Features

- Constructed with engineered wood, the Celestine wall unit is not only stronger but also has a natural resistance to decay.
- Smooth and neat finish makes it easy to clean and maintain, and can accommodate upto 45 inch flat TV screen.
- Owing to its knockdown construction, this sleek sideboard is quite easy to assemble and disassemble.
- It comes with two storage spaces at the bottom.



## Colour & Material

### ENGINEERED WOOD

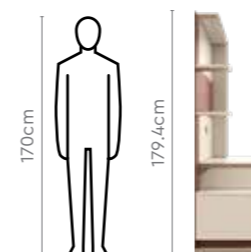


Brown  
& Light Brown

## Measurements



## Proportion



## Details



# Meraki Series



### Features


- Perfect home for media essentials in the PLT make of the Meraki Display Unit.
- Cleverly designed with a curved detail at the lower rear side to account for wall skirting.
- Premium laminate finish rounds out the elegant look of this display unit, making a great match for traditional and modern décor styles.
- Closed shelves of the display unit are a stylish solution to storage problems, ideal to organize books or movie collections.
- Create the whole Meraki Entertainment Unit by adding the Meraki TV Unit and Bookcase.

## Meraki Series Display Unit Set



### Colour & Material

ENGINEERED WOOD



Pair with

**Meraki Coffee Table**

→ Pg 41




**Meraki Corner Table**

→ Pg 41

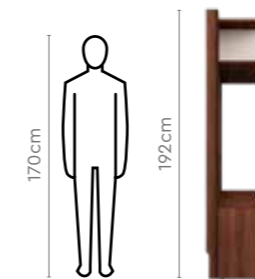


### Colour & Material

WOOD



### Proportion



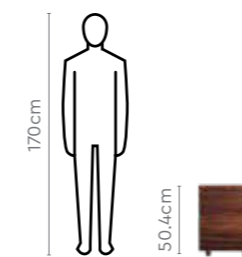
### Measurements



### Details



### Proportion



### Media Unit



### Details



# Display Expo Large

## Features

- Durable Media unit made from quality materials with excellent fit and finish, in a classic design with contemporary aesthetics.
- Economical solution for compact as well as large living rooms.
- All carcass panels are made of PLT, fitted with Hettich overlay hinges, metal handles, and tempered glass shutters.



## Colour

ENGINEERED WOOD

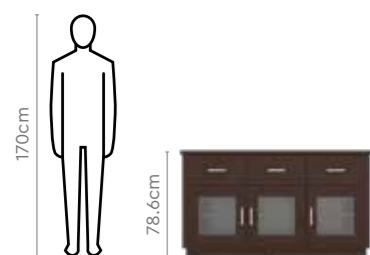


Cherry Shade

## Measurements



## Proportion



## Details



# Display Expo Small

## Features

- Durable media unit made from quality materials with excellent fit and finish, in a classic design with contemporary aesthetics.
- Perfect solution for compact as well as large living rooms.
- All carcass panels are made of PLT, fitted with Hettich overlay hinges, metal handles, and tempered glass shutters.



## Colour

ENGINEERED WOOD

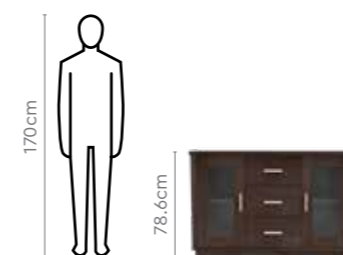


Cherry Shade

## Measurements



## Proportion



## Details



# Display Media Unit 1

## Features

- Classic design media unit with contemporary aesthetics made from quality materials, and with excellent fit and finish.
- Durable and economical solution for compact as well as large living rooms.
- All carcass panels are made of PLT, fitted with Hettich overlay hinges, metal handles, and tempered glass shutters.



## Colour

### ENGINEERED WOOD

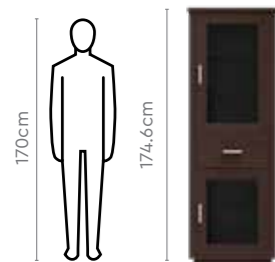


Cherry Shade

## Measurements



## Proportion



## Details



# Display Media Unit 2

## Features

- Contemporary media unit in a classic design, made from durable materials with excellent fit and finish.
- Value for money solution for compact as well as large living rooms.
- All carcass panels are made of PLT, fitted with Hettich overlay hinges, metal handles, and tempered glass shutters.



## Colour

### ENGINEERED WOOD

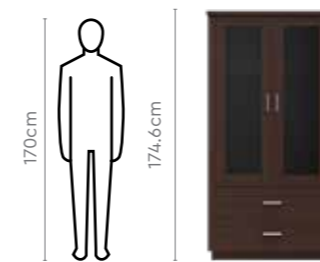


Cherry Shade

## Measurements



## Proportion



## Details



# Black Forest Display Unit

## Features

- Dura-wood, the solid wood that we use in our Black Forest display unit furniture range, is inherently strong and hence durable.
- Rustic charm of the fascinating patterns of grains and fibres adds a natural and warm aesthetic to a space.
- Golden-shaded brass inlay detailing gives this corner table a premium look and feel.
- Dura-wood makes it easy to maintain, needing just regular dusting and occasional polishing to make it look as good as new.
- Closed storage feature of this bookshelf makes it an ideal unit to showcase first editions of your favourite novels, or even treasured souvenirs.



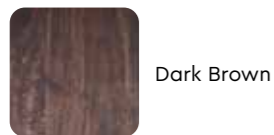
## Measurements

Display/ Media Unit

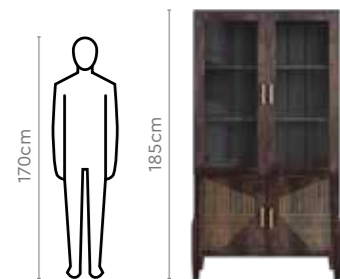


## Colour

### WOOD



## Proportion



## Details



Pair with

**Black Forest Coffee Table**

→ Pg 41



**Black Forest Corner Table**

→ Pg 41



# Cesar Display Unit

## Features

- It is a pre-assembled unit with toughened glass shutters for upper display shelves.
- Crafted from solid Dura-wood in an attractive Walnut shade, with classy gold and black detailing on shutters of concealed storage.
- A sturdy structure mounted on solid stable legs that elevate it from the ground, making it airy and easy to clean below.
- Sleek knobs elevate the additional drawers that provide more storage options.

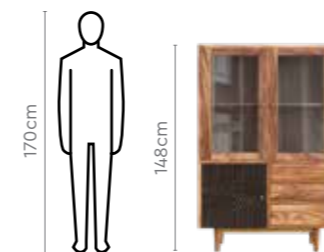


## Colour & Material

### SHEESHAM WOOD



## Proportion



## Measurements



## Details



Pair with

**Cesar Corner Table**

→ Pg 41



**Cesar Coffee Table**

→ Pg 41



**Cesar Media Unit**

→ Pg 41



# Cesar Media Unit

## Features

- Constructed with Sheesham wood, the Cesar Media Unit is not only stronger but also has a natural resistance to decay.
- It is a pre-assembled unit with effective wire management that can accommodate upto a 55 inch TV.
- Due to the well-defined grain of Sheesham, each piece of the Cesar Media Unit is unique in colouring.
- Knockdown construction makes this sleek media unit quite easy to assemble and disassemble.




## Measurements

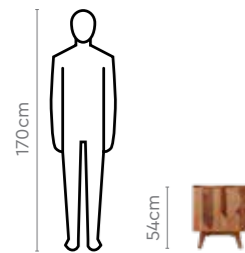


## Colour & Material

### SHEESHAM WOOD



## Proportion



## Details



Pair with

**Cesar Corner Table**



→ Pg 41

**Cesar Media Unit**



→ Pg 41

**Cesar Coffee Table**



→ Pg 41

# Sparkle


## Features

- Durable contemporary design with excellent fit and finish, and minimal yet lavish aesthetic.
- Effective wire management at the centre, and transparent glass shutters with hinges.
- One deep drawer on roller sides for additional storage, plus open and concealed spaces for multi-use display options.
- Wide view angle for better TV viewing from the corner.
- Ideal for compact spaces.



## Colour & Material

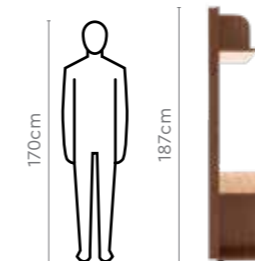
### ENGINEERED WOOD



## Measurements



## Proportion



## Details




# Sienna

## Sienna Series Display Unit Set



### Colour & Material

WOOD




### Features

- Affordable without compromising on design and build quality.
- Minimal design with contemporary aesthetics.
- Thoughtfully-designed proportions, a compact solution for urban homes.
- Warm wood finish with warm grey laminate, adding to the classic feel.
- Set consists of a TV unit, display unit, media unit, and a shoe cabinet, thus offering a complete living room solution in an economical package.

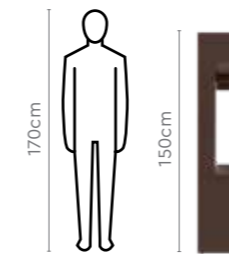
Design Registration No: 344167-001, 344168-001

### Colour & Material

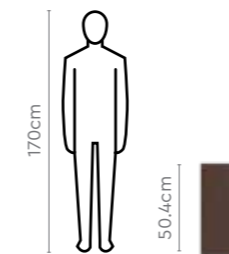
WOOD



### Proportion



### Proportion



### Measurements

TV Unit



Display Unit



Shoe Cabin



### Details



### Media Unit



### Details



# Duos

## Features

- Economical modular design with contemporary aesthetics made from quality materials.
- Warm wood finish paired with warm grey laminate, adds to the classic feel in a minimalistic aesthetic.
- Sturdy TV unit with concealed wire management that fits up to a 48 inch TV.
- Compact media unit with efficient wire management in all 4 shelves.
- Display unit comes with a perfect balance of closed and open spaces, reading nook, and ability to combine with media & TV units for extended display space.
- The Buffet unit comes with 4 large storage cabinets with push to open shutter, and a convenient top display ledge.
- Compact shoe cabinet with adjustable shelves to accommodate more shoe sizes.



Design Registration No: 3444160-001, 3444161-001, 3444162-001, 3444163-001

## Duos Series Display Unit Set

TV Unit



Display Unit



Media Unit




Buffet Unit



## Colour & Material


ENGINEERED WOOD



Cinnamon & Warm Grey

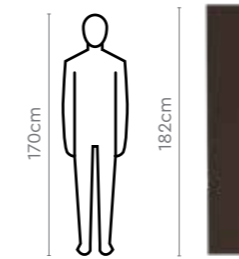
## Colour & Material

ENGINEERED WOOD

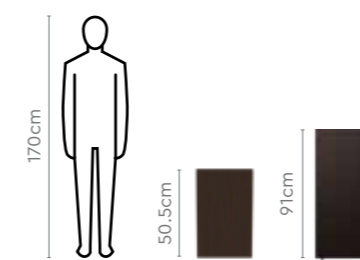


Cinnamon & Warm Grey

## Proportion



## Proportion



## Measurements

TV Unit



Display Unit



Media Unit



Buffet Unit



All sizes in cm

	Width	Depth	Height
Shoe Cabinet	120.0	38.1	50.0

## Details





# Alessa


## Features

- Home entertainment centre ideal for urban homes with a taste for finer things in life, with the promise of Godrej quality and durability.
- A neo-modernistic product range that truly stands apart, and breaks the modernism trend of straight edges and sharp lines.
- Wide and with a large surface and storage space, the smooth curves project a feeling of a luxurious unit.
- Can accommodate a TV up to 70 inches.
- Unlimited combinations with all the units.



## Colour & Material

ENGINEERED WOOD



In the set

## Alessa Series Display Unit Set

TV Unit



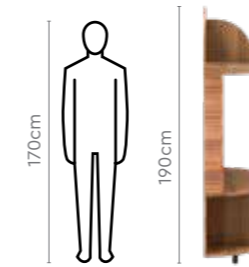
Display Unit



Media Unit



## Proportion



## Measurements

TV Unit



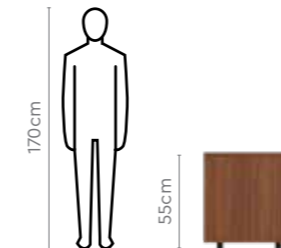
Display Unit



## Details



## Proportion



## Measurements

Media Unit



## Details




# Osiris

## Osiris Series Display Unit Set




**Colour & Material**  
ENGINEERED WOOD



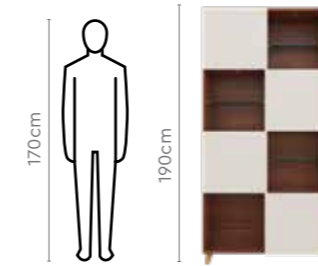
**Features**

- All-in-one solution, as a media unit plus display unit with concealed and open storage.
- Minimal design and eye-catching details that are timeless, adaptable, and elegant.
- Sleek gold finish legs and sturdy structure.
- High quality LED lights create transcendent lighting, which amplifies the beauty of showpieces and display items.
- High quality hardware and toughened glass.

**Colour & Material**  
ENGINEERED WOOD



**Proportion**



**Measurements**

TV Unit



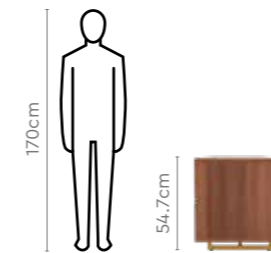
Display Unit



**Details**



**Proportion**



Media Unit



**Details**



# Senate

## Senate Series Display Unit Set



Display Unit


TV Unit



Media Unit

### Colour & Material

ENGINEERED WOOD




Brown & Cream

### Features

- Contemporary home entertainment range in a symmetric design, balanced well with material finishes and thoughtfully placed lights.
- The wooden finish and warm white PVC foil shutters add to the aesthetics of a stylish living room set up, consisting of a TV unit, display unit, and a media unit.
- The sturdy TV unit offers concealed wire management that can fit up to a 65-inch TV.
- The media unit is a perfect solution for clean, minimal aesthetics, with 1800mm surface length with fuss-free wire management and push to open drawers.
- High-quality hardware used for hinges, ball slides, cam fasteners, dowels, levellers, making it a durable addition to your home.

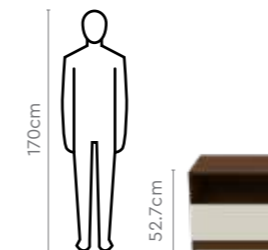
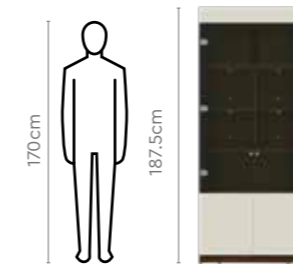
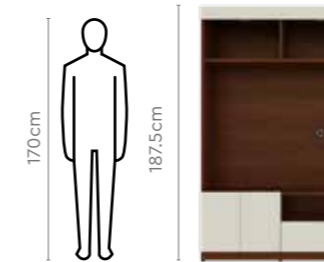
### Colour & Material

ENGINEERED WOOD



Brown & Cream

### Proportion



### Measurements

TV Unit



Display Unit



### Details



### Media Unit



### Details



# Europa

## Features


- Home entertainment centre designed to cater to the refined aesthetics of urban homes, with the promise of Godrej quality and durability.
- Add minimal, contemporary aesthetics that combine simple forms that blend into both modern and traditional homes.
- The media unit offers an optimum viewing angle, has a wire management provision, and with its elevated height, gives better access and more storage space.
- Display unit and TV unit have high quality hardware, and come with versatile multi-use open displays and concealed storage.



Design Registration No: 344164-001, 344165-001, 344166-001


## Colour & Material

ENGINEERED WOOD



## Europa Series Display Unit Set

TV Unit



Display Unit




Media Unit

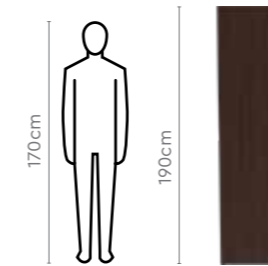


## Colour & Material

ENGINEERED WOOD



## Proportion



## Measurements

TV Unit



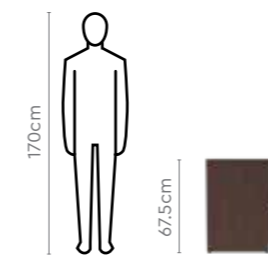
Display Unit



## Details



## Proportion



Media Unit



## Details



# Chamber

### Features

- Durable contemporary design with effective wire management at the centre.
- Six deep drawers for storage on roller slides for smooth movement.
- Open and concealed spaces for display options.
- Has the provision to display the TV on the wall or on the panel.
- Ideal for larger spaces.



### Colour & Material

ENGINEERED WOOD

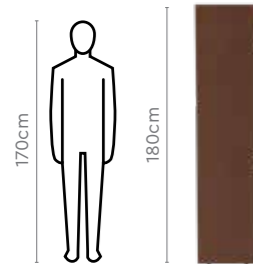


Walnut

### Measurements



### Proportion



### Details



# Dining Room

**Page 162**

**Glass Top  
Tables**

**Page 176**

**Wooden Top  
Tables**

**Page 209**

**Benches**

**Page 171**

**Marble Top  
Tables**

**Page 204**

**Buffet Tables**

**Page 211**

**Bar / Counter**