

ORGANIZE SPACE

LET'S REORG

- DRAWER CABINETS **SERIES STANDARD**
- CABINETS WITH DOORS **SERIES STANDARD**
- COMPUTER CABINETS **SERIES STANDARD**

NORMAL EXTENSION DRAWER 87% OR TELESCOPIC FULL EXTENSION 100%

STRONG AND RELIABLE THROUGH TIME

SEVERAL SERIES AVAILABLE

ORGANIZE SPACE LET'S REOR

SERIES STANDARD



STANDARD

LOCKS



■ This type of lock can be assembled to all drawers of the series STANDARD cabinets



■ 07

**DRAWERS SINGLE LOCK**

ORD. NO.

**F AG 9199 00 07**

Complete with:

1 steel support

1 cylinder lock

with 2 keys series 45


Lock available in black RAL 9011.



25 mm



25 mm  
25 mm



■ 01  
■ 02  
■ 04  
■ 08

**SECURITY SHELF BETWEEN DRAWERS**

ORD. NO.

FOR CABINETS SERIES

**F AG 9190 00 04**

F DD 10 (27x36 EH)

**F AG 9188 00 04**

F AG 20 (36x36 EH)



■ 07

**SPARE LOCK**

**SUPPORT**

ORD. NO.

REFERENCE

**R XAG 0009 07**

**A1+B1**

**LOCK**

ORD. NO.

REFERENCE

**R CSR 0034 00**

**C1+D1**

RAL 7000 F. ....01 RAL 6011 F. ....02 RAL 5012 F. ....04 RAL 7035 F. ....08



**SUPPLEMENTARY PARTS ■**

■ **Spare key.** Always indicate the number on the cylinder lock of the key to be replaced.

ORD. NO. R CSC 0002 00

■ **Master key.** This type of key opens all the 45 and 46 series locks.

ORD. NO. R CSC 0001 00





■ RAL 7035

### CABINET WITH WHEELS

#### ORD. NO.

**F DD E550 S1 08**

Complete with:

4 drawers with single lock

3 security shelves

**Dimensions mm 575x815x797 h**

Tools and partitioning material excluded

#### ■ INFO

RAL 7000 F. ....01

RAL 6011 F. ....02

RAL 5012 F. ....04

RAL 7035 F. ....08

■ Partitioning material: see page A180



[www.famispa.com](http://www.famispa.com)




## CABINETS SERIES STANDARD B



**ORD. NO. F DD 1291 S1 EF**  
RAL 7000+7035



**ORD. NO. F DD E550 S1 08**  
RAL 7035

**FIXING SET**

2x

- 2 "HILTI" plugs for concrete floors  $\geq$  to classes B25/RBK250/MPa 25 N/mm<sup>2</sup>
- Recommended traction of the plug: 2.9 KN
- Plug diameter:  $\varnothing$  6 mm

**ORD. NO. F AG 9204 00 99**

**CABINET FLOOR FIXING SET**

- Pair of spare galvanised brackets
- $\varnothing$  6 mm hole



**ORD. NO. F AG 9200 00 99**

**CABINET****ORD. NO.****F DD 1291 S1 EF**

- Complete with 3 drawers
- 1 600 mm height door
- 1 adjustable shelf, 1 retractable shelf
- 1 MDF shelf with rubber covering
- Dimensions mm 564x726x1030 h**

Tools excluded

**CABINET WITH WHEELS****ORD. NO.****F DD E550 S1 08**

- Complete with
- 4 drawers with single lock
- 3 security shelves
- Dimensions mm 575x815x797 h**
- Partitioning material excluded

RAL 7000 F. ....01

RAL 6011 F. ....02

RAL 5012 F. ....04

RAL 7035 F. ....08

**SUPPLEMENTARY PARTS ■**

- Partitioning material: see page A72-A73



- **Spare key.** Always indicate the number on the cylinder lock of the key to be replaced.  
ORD. NO. R CSC 0002 00
- **Master key.** This type of key opens all the 45 and 46 series locks.  
ORD. NO. R CSC 0001 00



LENGTH = 564 mm DEPTH = 726 mm (27x36 Eh)

CABINETS SERIES STANDARD B



• **ORD. NO.** DRAWERS  
**F DD 1020 51 04** 2  
 Cabinet with 2 normal extension drawers  
 Dim. mm 564x726x283 h Central lock



• **ORD. NO.** DRAWERS  
**F DD 1020 52 04** 2  
 Cabinet with 2 normal extension drawers  
 Dim. mm 564x726x283 h Central lock



• **ORD. NO.** DRAWERS  
**F DD 1020 53 04** 3  
 Cabinet with 3 normal extension drawers  
 Dim. mm 564x726x283 h Central lock



• **ORD. NO.** DRAWERS  
**F DD 1030 51 04** 2  
 Cabinet with 2 normal extension drawers  
 Dim. mm 564x726x383 h Central lock



• **ORD. NO.** DRAWERS  
**F DD 1030 55 04** 2  
 Cabinet with 2 normal extension drawers  
 Dim. mm 564x726x383 h Central lock




• **ORD. NO.** DRAWERS  
**F DD 1030 52 04** 3  
 Cabinet with 3 normal extension drawers  
 Dim. mm 564x726x383 h Central lock



• **ORD. NO.** DRAWERS  
**F DD 1050 52 04** 4  
 Cabinet with 4 normal extension drawers  
 Dim. mm 564x726x600 h Central lock




• **ORD. NO.** DRAWERS  
**F DD 1050 53 04** 5  
 Cabinet with 5 normal extension drawers  
 Dim. mm 564x726x600 h Central lock



• **ORD. NO.** DRAWERS  
**F DD 1060 54 04** 4  
 Cabinet with 4 normal extension drawers  
 Dim. mm 564x726x700 h Central lock



• **ORD. NO.** DRAWERS  
**F DD 1060 51 04** 5  
 Cabinet with 5 normal extension drawers  
 Dim. mm 564x726x700 h Central lock



• **ORD. NO.** DRAWERS  
**F DD 1160 51 04** 2  
 Cabinet with 2 normal extension drawers  
 1 normal retractable shelf  
 Dim. mm 564x726x700 h Central lock

KEY

RAL 7000 F. ....01 RAL 6011 F. ....02 RAL 5012 F. ....04 RAL 7035 F. ....08




- The cabinets must be secured to the floor or to the wall.
- PE-S = normal retractable shelf (87%)
- S = normal extension (87%)



■ Detail of the normal retractable shelves (PE-S) with load capacity of 70 kg.

■ Partitioning material: see page A72-A73



CABINETS SERIES STANDARD B



**ORD. NO.** DRAWERS  
**F DD 1070 55 04** 4  
 Cabinet with 4 normal extension drawers  
**Dim. mm 564x726x800 h** Central lock




**ORD. NO.** DRAWERS  
**F DD 1070 51 04** 5  
 Cabinet with 5 normal extension drawers  
**Dim. mm 564x726x800 h** Central lock



**ORD. NO.** DRAWERS  
**F DD 1070 52 04** 6  
 Cabinet with 6 normal extension drawers  
**Dim. mm 564x726x800 h** Central lock



**ORD. NO.** DRAWERS  
**F DD 1070 53 04** 7  
 Cabinet with 7 normal extension drawers  
**Dimensions mm 564x726x800 h**  
 Central lock



**ORD. NO.** DRAWERS  
**F DD 1170 51 04** 2  
 Cabinet with 2 normal extension drawers  
 1 normal retractable shelf  
**Dim. mm 564x726x800 h** Central lock



**ORD. NO.** DRAWERS  
**F DD 1270 51 04** 1  
 Cabinet with 1 normal extension drawer  
 1 adjustable shelf, 1 normal retractable shelf  
**Dim. mm 564x726x800 h** Central lock



**ORD. NO.** DRAWERS  
**F DD 1072 51 04** 5  
 Cabinet with 5 normal extension drawers  
**Dimensions mm 564x726x825 h**  
 Central lock



**ORD. NO.** DRAWERS  
**F DD 1072 52 04** 6  
 Cabinet with 6 normal extension drawers  
**Dimensions mm 564x726x825 h**  
 Central lock



**ORD. NO.** DRAWERS  
**F DD 1272 51 04** 1  
 Cabinet with 1 normal extension drawer  
 1 adjustable shelf, 1 normal retractable shelf  
**Dim. mm 564x726x825 h** Central lock

RAL 7000 F. ....01 RAL 6011 F. ....02 RAL 5012 F. ....04 RAL 7035 F. ....08

KEY ■



■ Partitioning material: see page A72-A73

■ Detail of the normal retractable shelves (PE-S) with load capacity of 70 kg.



- The cabinets must be secured to the floor or to the wall.
- PE-S = normal retractable shelf (87%)
- PR = height adjustable shelf
- S = normal extension (87%)



LENGTH = 564 mm DEPTH = 726 mm (27x36 Eh)

CABINETS SERIES STANDARD B



•ORD. NO. DRAWERS  
**F DD 1075 51 04** 5  
 Cabinet with 5 normal extension drawers  
 Dim. mm 564x726x850 h Central lock



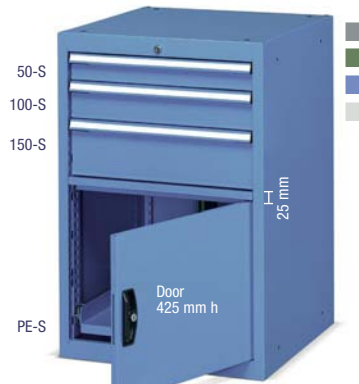
•ORD. NO. DRAWERS  
**F DD 1075 52 04** 6  
 Cabinet with 6 normal extension drawers  
 Dim. mm 564x726x850 h Central lock




•ORD. NO. DRAWERS  
**F DD 1075 53 04** 7  
 Cabinet with 7 normal extension drawers  
 Dim. mm 564x726x850 h Central lock



•ORD. NO. DRAWERS  
**F DD 1075 54 04** 8  
 Cabinet with 8 normal extension drawers  
 Dimensions mm 564x726x850 h  
 Central lock



•ORD. NO. DRAWERS  
**F DD 1175 51 04** 3  
 Cabinet with 3 normal extension drawers  
 1 normal retractable shelf  
 Dim. mm 564x726x850 h Central lock



•ORD. NO. DRAWERS  
**F DD 1275 51 04** 1  
 Cabinet with 1 normal extension drawer  
 1 adjustable shelf, 1 normal retractable shelf  
 Dim. mm 564x726x850 h Central lock



•ORD. NO. DRAWERS  
**F DD 1090 52 04** 6  
 Cabinet with 6 normal extension drawers  
 Dimensions mm 564x726x1000 h  
 Central lock



•ORD. NO. DRAWERS  
**F DD 1090 51 04** 7  
 Cabinet with 7 normal extension drawers  
 Dimensions mm 564x726x1000 h  
 Central lock



•ORD. NO. DRAWERS  
**F DD 1290 51 04** 3  
 Cabinet with 3 normal extension drawers  
 1 adjustable shelf, 1 normal retractable shelf  
 Dim. mm 564x726x1000 h Central lock

KEY

- RAL 7000 F. ....01
- RAL 6011 F. ....02
- RAL 5012 F. ....04
- RAL 7035 F. ....08




- The cabinets must be secured to the floor or to the wall.
- PE-S = normal retractable shelf (87%)
- PR = height adjustable shelf
- S = normal extension (87%)



Detail of the normal retractable shelves (PE-S) with load capacity of 70 kg.

Partitioning material: see page A72-A73







■ RAL 7000 + ■ RAL 7035

**EXAMPLE INCLUDING:****ORD. NO.****F DD ZA01 00 EF**3 cabinets with drawers, doors,  
adjustable shelves, retractable shelves,  
Mdf top with rubber covering**Dimensions mm 1695x726x1030 h**

Tools and partitioning material excluded

**ORD. NO. F BL 1020 00 00**

Steel vice 130 mm

**ORD. NO. F DD E550 S1 08**

■ RAL 7035

**ORD. NO. F DD E030 02 08**

■ RAL 7035

**EXAMPLE INCLUDING:****WORKSTATION****ORD. NO.****F BI A370 01 08**Workstation complete with 2 legs  
40 mm thick multiplex worktop**Dimensions mm 2000x800x840 h****CABINET WITH WHEELS****ORD. NO.****F DD E550 S1 08**Complete with 4 drawers with single lock  
3 security shelves**Dimensions mm 575x815x797 h****CABINET WITH WHEELS****ORD. NO.****F DD E030 02 08**

Complete with 3 drawers

**Dimensions mm 575x815x772 h**

Partitioning material excluded

RAL 7000 F. ....01

RAL 6011 F. ....02

RAL 5012 F. ....04

RAL 7035 F. ....08

**INFO ■**■ Partitioning  
material: see  
page A72-A73■ The handles can be  
fitted towards the  
bottom thereby  
reducing the height  
by 38 mm.[www.famispa.com](http://www.famispa.com)

LENGTH = 564 mm DEPTH = 726 mm (27x36 Eh)

CABINETS SERIES STANDARD B



ORD. NO.	DRAWERS
<b>F DD D020 01 04</b>	<b>2</b>
Cabinet with 2 normal extension drawers	
Ø100 mm standard rubber wheels	
Cabinet load capacity: 160 kg	
Dim. mm 575x815x810 h	
	Central lock



ORD. NO.	DRAWERS
<b>F DD D020 02 04</b>	<b>2</b>
Cabinet with 2 normal extension drawers	
Ø100 mm standard rubber wheels	
Cabinet load capacity: 160 kg	
Dim. mm 575x815x810 h	
	Central lock



ORD. NO.	DRAWERS
<b>F DD D020 03 04</b>	<b>3</b>
Cabinet with 3 normal extension drawers	
Ø100 mm standard rubber wheels	
Cabinet load capacity: 160 kg	
Dim. mm 575x815x810 h	
	Central lock



ORD. NO.	DRAWERS
<b>F DD E030 01 04</b>	<b>2</b>
Cabinet with 2 normal extension drawers	
Ø100 mm nylon wheels	
Cabinet load capacity: 310 kg	
Dim. mm 575x815x810 h	
	Central lock



ORD. NO.	DRAWERS
<b>F DD E030 02 04</b>	<b>3</b>
Cabinet with 3 normal extension drawers	
Ø100 mm nylon wheels	
Cabinet load capacity: 310 kg	
Dim. mm 575x815x810 h	
	Central lock



ORD. NO.	DRAWERS
<b>F DD E030 04 04</b>	<b>4</b>
Cabinet with 4 normal extension drawers	
Ø100 mm nylon wheels	
Cabinet load capacity: 310 kg	
Dim. mm 575x815x810 h	
	Central lock



ORD. NO.	DRAWERS
<b>F DD E550 01 04</b>	<b>3</b>
Cabinet with 3 normal extension drawers	
Ø100 mm nylon wheels. Cabinet load capacity: 310 kg	
Dim. mm 575x815x797 h	
	Central lock



ORD. NO.	DRAWERS
<b>F DD E550 02 04</b>	<b>4</b>
Cabinet with 4 normal extension drawers	
Ø100 mm nylon wheels. Cabinet load capacity: 310 kg	
Dim. mm 575x815x797 h	
	Central lock



ORD. NO.	DRAWERS
<b>F DD E550 03 04</b>	<b>5</b>
Cabinet with 5 normal extension drawers	
Ø100 mm nylon wheels. Cabinet load capacity: 310 kg	
Dim. mm 575x815x797 h	
	Central lock

KEY

- RAL 7000 F. ....01
- RAL 6011 F. ....02
- RAL 5012 F. ....04
- RAL 7035 F. ....08



- S = normal extension (87%)
- All indicated loads are net and refer to evenly distributed weights.



The handles can be fitted towards the bottom thereby reducing the height by 38 mm.

Partitioning material: see page A72-A73



CABINETS SERIES STANDARD B



• ORD. NO.	DRAWERS
<b>F DD E560 04 04</b>	<b>4</b>
Cabinet with 4 normal extension drawers	
Ø 100 mm nylon wheels	
Cabinet load capacity: 310 kg	
<b>Dimensions mm 575x815x897 h</b>	
Central lock	



• ORD. NO.	DRAWERS
<b>F DD E560 01 04</b>	<b>5</b>
Cabinet with 5 normal extension drawers	
Ø 100 mm nylon wheels	
Cabinet load capacity: 310 kg	
<b>Dimensions mm 575x815x897 h</b>	
Central lock	



• ORD. NO.	DRAWERS
<b>F DD E560 02 04</b>	<b>6</b>
Cabinet with 5 normal extension drawers	
Ø 100 mm nylon wheels	
Cabinet load capacity: 310 kg	
<b>Dimensions mm 575x815x897 h</b>	
Central lock	



• ORD. NO.	DRAWERS
<b>F DD E570 01 04</b>	<b>5</b>
Cabinet with 5 normal extension drawers	
Ø 100 mm nylon wheels	
Cabinet load capacity: 310 kg	
<b>Dimensions mm 575x815x997 h</b>	
Central lock	




• ORD. NO.	DRAWERS
<b>F DD E570 02 04</b>	<b>6</b>
Cabinet with 6 normal extension drawers	
Ø 100 mm nylon wheels	
Cabinet load capacity: 310 kg	
<b>Dimensions mm 575x815x997 h</b>	
Central lock	



• ORD. NO.	DRAWERS
<b>F DD E570 03 04</b>	<b>7</b>
Cabinet with 7 normal extension drawers	
Ø 100 mm nylon wheels	
Cabinet load capacity: 310 kg	
<b>Dimensions mm 575x815x997 h</b>	
Central lock	

RAL 7000 F. ....01 RAL 6011 F. ....02 RAL 5012 F. ....04 RAL 7035 F. ....08

KEY ■



■ Partitioning material: see page A72-A73

■ The handles can be fitted towards the bottom thereby reducing the height by 38 mm.



- S = normal extension (87%)
- All indicated loads are net and refer to evenly distributed weights.



LENGTH = 564 mm DEPTH = 726 mm (27x36 Eh)

## CABINETS SERIES STANDARD B



•ORD. NO.	DRAWERS
<b>F DD E575 01 04</b>	<b>5</b>
Cabinet with 5 normal extension drawers	
Ø 100 mm nylon wheels	
Cabinet load capacity: 310 kg	
<b>Dimensions mm 575x815x1047 h</b>	
Central lock	



•ORD. NO.	DRAWERS
<b>F DD E575 02 04</b>	<b>6</b>
Cabinet with 6 normal extension drawers	
Ø 100 mm nylon wheels	
Cabinet load capacity: 310 kg	
<b>Dimensions mm 575x815x1047 h</b>	
Central lock	



ORD. NO.	DRAWERS
<b>F DD E575 03 04</b>	<b>7</b>
Cabinet with 7 normal extension drawers	
Ø 100 mm nylon wheels	
Cabinet load capacity: 310 kg	
<b>Dimensions mm 575x815x1047 h</b>	
Central lock	



•ORD. NO.	DRAWERS
<b>F DD E590 01 04</b>	<b>6</b>
Cabinet with 6 normal extension drawers	
Ø 100 mm nylon wheels	
Cabinet load capacity: 310 kg	
<b>Dimensions mm 575x815x1197 h</b>	
Central lock	



•ORD. NO.	DRAWERS
<b>F DD E590 02 04</b>	<b>7</b>
Cabinet with 7 normal extension drawers	
Ø 100 mm nylon wheels	
Cabinet load capacity: 310 kg	
<b>Dimensions mm 575x815x1197 h</b>	
Central lock	



•ORD. NO.	DRAWERS
<b>F DD E590 03 04</b>	<b>8</b>
Cabinet with 8 normal extension drawers	
Ø 100 mm nylon wheels	
Cabinet load capacity: 310 kg	
<b>Dimensions mm 575x815x1197 h</b>	
Central lock	

## KEY

RAL 7000 F. ....01 RAL 6011 F. ....02 RAL 5012 F. ....04 RAL 7035 F. ....08



- S = normal extension (87%)
- All indicated loads are net and refer to evenly distributed weights.



■ The handles can be fitted towards the bottom thereby reducing the height by 38 mm.

■ Partitioning material: see page A72-A73



## CABINETS SERIES STANDARD B

## EMPTY CABINETS PREPARED FOR DRAWERS

ORD. NO.	USABLE HEIGHT mm	LOAD CAPACITY kg	DIMENSIONS mm
F DD 1020 00 04	200	3100	564x726x283 h
F DD 1030 00 04	300	3100	564x726x383 h
F DD 1050 00 04	500	3100	564x726x600 h
F DD 1060 00 04	600	3100	564x726x700 h
F DD 1070 00 04	700	3100	564x726x800 h
F DD 1072 00 04	725	3100	564x726x825 h
F DD 1075 00 04	750	3100	564x726x850 h
F DD 1090 00 04	900	3100	564x726x1000 h




■ 01 ■ 02 ■ 04 ■ 08

■ The cabinets must be secured to the floor or to the wall. If the cabinets are stacked they must be secured to the wall and their load capacity must be divided by 2. Further information for fixing set see page A60.

## EMPTY CABINET WITH DOOR – DOOR WITH RIGHT-HAND OPENING

ORD. NO.	DOOR HEIGHT mm	USABLE HEIGHT mm	LOAD CAPACITY kg	DIMENSIONS mm
F DD 1260 D0 04	600	600	3100	564x726x700 h



■ 01  
■ 02  
■ 04  
■ 08

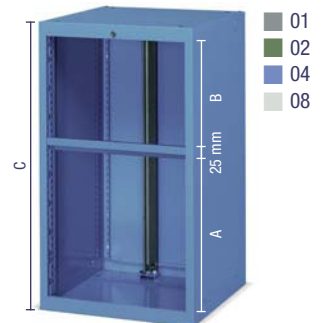
## EMPTY CABINET WITH DOOR – DOOR WITH LEFT-HAND OPENING

ORD. NO.	DOOR HEIGHT mm	USABLE HEIGHT mm	LOAD CAPACITY kg	DIMENSIONS mm
F DD 1261 D0 04	600	600	3100	564x726x700 h

■ Drawers cannot be fitted behind doors

## EMPTY CABINETS PREPARED FOR DOORS

ORD. NO.	DOOR HEIGHT (A) mm	DRAWERS HEIGHT (B) mm	USABLE HEIGHT (C) mm	LOAD CAPACITY kg	DIMENSIONS mm
F DD 1150 00 04	400	75	500	3100	564x726x600 h
	400	175			
F DD 1160 00 04	425	150	600	3100	564x726x700 h
	500	75			
	400	275			
F DD 1170 00 04	425	250	700	3100	564x726x800 h
	500	175			
	575	100			
	600	75			
F DD 1172 00 04	400	300	725	3100	564x726x825 h
	425	275			
	500	200			
	575	125			
F DD 1175 00 04	600	100	750	3100	564x726x850 h
	400	325			
	425	300			
	500	225			
F DD 1190 00 04	575	150	900	3100	564x726x1000 h
	600	125			
	400	475			
	425	450			
F DD 1190 00 04	500	375	900	3100	564x726x1000 h
	575	300			
	600	275			



■ Drawers cannot be fitted behind doors

## REVERSIBLE DOOR

ORD. NO.	HEIGHT (A) mm
F DD 9640 01 04	400
F DD 9642 01 04	425
F DD 9645 01 04	500
F DD 9649 01 04	575
F DD 9650 01 04	600



■ Drawers cannot be fitted behind doors

■ The door can be fitted both with left-hand and right-hand opening.

■ 01 ■ 02 ■ 04 ■ 08

## SPARE LOCK AND SPARE HANDLE

## ORD. NO.

R CSR 0003 00

Spare lock (for cabinet)

R CSR 0035 00

Spare lock (for doors handle)

R XDA 0002 07

Spare handle (for doors)

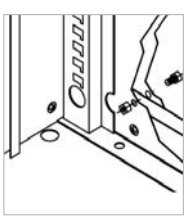
LENGTH = 564 mm DEPTH = 726 mm (27x36 Eh)

## CABINETS SERIES STANDARD B

CABINET TO CABINET  
FIXING

■ The article includes:  
4 M8 nuts and bolts

ORD. NO. F AG 9202 00 99




## TWO SIDED ADHESIVE TAPE

ORD. NO.

R CMV 0025 00

width 15 mm, length 50 metres



■ 07

## CABINET UPSTAND

ORD. NO.

DIMENSIONS mm

F DD 9150 01 07

564x726x20 h

oil-resistant rubber cover top with 3 edges

## DRAWERS

ORD. NO.	FRONT HEIGHT mm	LOAD CAPACITY kg	USABLE DIMENSIONS mm
F DD 8050 00 04	50	60	447x600x36 h
F DD 8075 00 04	75	80	447x600x61 h
F DD 8100 00 04	100	100	447x600x86 h
F DD 8125 00 04	125	100	447x600x111 h
F DD 8150 00 04	150	100	447x600x136 h
F DD 8200 00 04	200	100	447x600x186 h
F DD 8250 00 04	250	100	447x600x236 h
F DD 8300 00 04	300	100	447x600x286 h


Normal extension (87%)



■ 01  
■ 02  
■ 04  
■ 08

■ Drawers cannot be fitted behind doors

■ Partitioning material:  
see page A72



## RETRACTABLE SHELVES

ORD. NO.	SIDE HEIGHT mm	LOAD CAPACITY kg	USABLE DIMENSIONS mm
F DD 8000 00 04	–	70	435x610

Normal extension (87%)




■ 01  
■ 02  
■ 04

## ADJUSTABLE SHELVES

ORD. NO.	SIDE HEIGHT mm	LOAD CAPACITY kg	USABLE DIMENSIONS mm
F DD 9100 01 04	–	70	500x600

Without extension system



■ 01  
■ 02  
■ 04

## PLINTHS

ORD. NO.	HEIGHT mm
F DD 9300 00 07	50
F DD 9330 00 07	100



■ 07

## ■ KEY

RAL 7000 F. ....01

RAL 6011 F. ....02

RAL 5012 F. ....04

RAL 7035 F. ....08

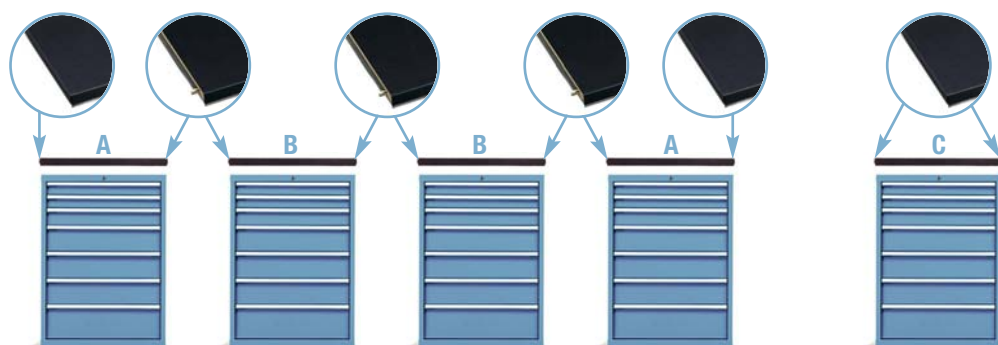


■ All indicated loads are net and refer to evenly distributed weights.




CABINETS SERIES STANDARD B

UPPER MDF TOP WITH RUBBER COVERING DIMENSIONS 565x726x31,5 mm H




Detail of the oil-resistant rubber




■ 07

A



■ 07

B



■ 07

C

ORD. NO.

**F UZ 3200 11 07**

MDF top with rubber covering

Side profile

For end cabinets

Oil-resistant rubber mat

ORD. NO.

**F UZ 3200 12 07**

MDF top with rubber covering

No side profile

For additional central cabinets

Oil-resist. rubber mat

ORD. NO.

**F UZ 3200 13 07**

MDF top with rubber covering

2 side profiles

For single cabinet

Oil-resistant rubber mat



RAL 7000 F. ....01

RAL 6011 F. ....02

RAL 5012 F. ....04

RAL 7035 F. ....08

KEY ■



■ The handles can be fitted towards the bottom thereby reducing the height by 38 mm.



■ All indicated loads are net and refer to evenly distributed weights.




LENGTH = 564 mm DEPTH = 726 mm (27x36 Eh)

## CABINETS SERIES STANDARD B

## CABINETS PREPARED FOR WHEELS

Cabinet prepared for wheels including: wheel plate, 4 edged top with oil-resistant rubber, 2 steel handles covered with shock-resistant rubber, cylinder lock with 2 keys, anti-tilt rod.




ORD. NO.

**F DD 0550 00 04**

Overall dim. mm 575x815x667 h without wheels

\*Wheel plate thickness




ORD. NO.

**F DD 0560 00 04**

Overall dim. mm 575x815x767 h without wheels

\*Wheel plate thickness




ORD. NO.

**F DD 0570 00 04**

Overall dim. mm 575x815x867 h without wheels

\*Wheel plate thickness




ORD. NO.

**F DD 0572 00 04**

Overall dim. mm 575x815x892 h without wheels

\*Wheel plate thickness




ORD. NO.

**F DD 0575 00 04**

Overall dim. mm 575x815x917 h without wheels

\*Wheel plate thickness



ORD. NO.

**F DD 0590 00 04**

Overall dim. mm 575x815x1067 h without wheels

\*Wheel plate thickness




ORD. NO.

**F DD 0020 00 04**

Overall dim. mm 575x815x675 h without wheels

Prepared for wheels Ø mm 100 125 150



ORD. NO.


**F DD 0030 00 04**


Overall dim. mm 575x815x675 h without wheels


Prepared for wheels Ø mm 100 125 150


The single drawer opening system  
ORD. NO. F DD 9400 00 07 must be  
applied to all drawers of mobile  
cabinets.

Other types of wheels see page A52

	SWIVEL WHEEL WITH BRAKE IN STANDARD RUBBER			
	ORD. NO.	Ø mm	CABINET LOAD CAPACITY	C mm
	<b>C RG DAC11 100</b>	100	160 kg	130
	<b>C RG DAC12 125</b>	125	235 kg	160
	<b>C RG DAC13 150</b>	150	280 kg	185


	FIXED WHEEL IN STANDARD RUBBER			
	ORD. NO.	Ø mm	CABINET LOAD CAPACITY	C mm
	<b>C RG BAC11 100</b>	100	160 kg	130
	<b>C RG BAC12 125</b>	125	235 kg	160
	<b>C RG BAC13 150</b>	150	280 kg	185

	SWIVEL WHEEL WITH BRAKE IN NYLON			
	ORD. NO.	Ø mm	CABINET LOAD CAPACITY	C mm
	<b>C RN DAD10 100</b>	100	310 kg	130
	<b>C RN DAD11 125</b>	125	475 kg	160

	FIXED WHEEL IN NYLON			
	ORD. NO.	Ø mm	CABINET LOAD CAPACITY	C mm
	<b>C RN BAD10 100</b>	100	310 kg	130
	<b>C RN BAD11 125</b>	125	475 kg	160



## CABINETS SERIES STANDARD B




ORD. NO. FOR FRONT HEIGHTS

**F FH 8605 01 00** 50-300

Set including:

12 Troughs 4 grooves  
50 Plain partitions 36 mm




ORD. NO. FOR FRONT HEIGHTS

**F FH 8605 06 00** 50-300

Set including:

12 Troughs 3 grooves  
27 Plain partitions 47 mm




ORD. NO. FOR FRONT HEIGHTS

**F FH 8605 04 00** 50-300

Set including:

12 Troughs 2 grooves  
18 Plain partitions 73 mm




ORD. NO. FOR FRONT HEIGHTS

**F FH 8605 16 00** 50

**F FH 8607 16 00** 75

Set including:

16 Plastic boxes with 2 compartments 75x75 mm  
16 Plastic boxes 75x75 mm  
4 Plastic boxes 150x75 mm  
2 Plastic boxes 150x150 mm




ORD. NO. FOR FRONT HEIGHTS

**F FH 8605 17 00** 50

**F FH 8607 17 00** 75

Set including:

16 Plastic boxes 75x75 mm  
8 Plastic boxes 150x75 mm  
4 Plastic boxes 150x150 mm



ORD. NO. FOR FRONT HEIGHTS

**F FH 8605 18 00** 50

**F FH 8607 18 00** 75

**F FH 8610 18 00** 100-125

Set including:

12 Plastic boxes 150x75 mm  
6 Plastic boxes 150x150 mm

## INFO ■



■ Partitioning material: see page **A180**

[www.famispa.com](http://www.famispa.com)



LENGTH = 564 mm DEPTH = 726 mm (27x36 Eh)


## CABINETS SERIES STANDARD B




ORD. NO.	FOR FRONT HEIGHTS
<b>F FH 8605 07 00</b>	50
<b>F FH 8607 07 00</b>	75
<b>F FH 8610 07 00</b>	100-125
<b>F FH 8615 07 00</b>	150-175
<b>F FH 8620 07 00</b>	200-250
<b>F FH 8630 07 00</b>	300
Set including:	
1 Slotted partition	610 mm
1 Plain partition	200 mm
1 Plain partition	251 mm



ORD. NO.	FOR FRONT HEIGHTS
<b>F FH 8605 08 00</b>	50
<b>F FH 8607 08 00</b>	75
<b>F FH 8610 08 00</b>	100-125
<b>F FH 8615 08 00</b>	150-175
<b>F FH 8620 08 00</b>	200-250
<b>F FH 8630 08 00</b>	300
Set including:	
2 Slotted partitions	610 mm
3 Plain partitions	149 mm



ORD. NO.	FOR FRONT HEIGHTS
<b>F FH 8605 09 00</b>	50
<b>F FH 8607 09 00</b>	75
<b>F FH 8610 09 00</b>	100-125
<b>F FH 8615 09 00</b>	150-175
<b>F FH 8620 09 00</b>	200-250
Set including:	
2 Slotted partitions	610 mm
10 Plain partitions	149 mm



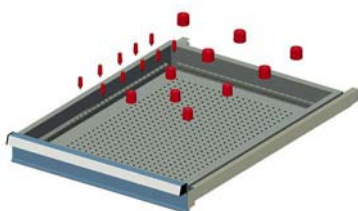
ORD. NO.	FOR FRONT HEIGHTS
<b>F FH 8605 10 00</b>	50
<b>F FH 8607 10 00</b>	75
<b>F FH 8610 10 00</b>	100-125
<b>F FH 8615 10 00</b>	150-175
Set including:	
3 Slotted partitions	610 mm
6 Plain partitions	98 mm
2 Plain partitions	149 mm




ORD. NO.	FOR FRONT HEIGHTS
<b>F FH 8605 12 00</b>	50
<b>F FH 8607 12 00</b>	75
<b>F FH 8610 12 00</b>	100-125
<b>F FH 8615 12 00</b>	150-175
<b>F FH 8620 12 00</b>	200-250
Set including:	
1 Slotted partition	610 mm
4 Plain partitions	610 mm
1 Plain partition	149 mm




ORD. NO.	FOR FRONT HEIGHTS
<b>F FH 8605 13 00</b>	50
<b>F FH 8607 13 00</b>	75
<b>F FH 8610 13 00</b>	100-125
<b>F FH 8615 13 00</b>	150-175
<b>F FH 8620 13 00</b>	200-250
<b>F FH 8630 13 00</b>	300
Set including:	
2 Plain partitions	610 mm



ORD. NO.	FOR FRONT HEIGHTS
<b>F FH 8605 15 00</b>	50-300
Set including:	
10 Cutter holders	Ø 12,2 mm
5 Cutter holders	Ø 26,5 mm
5 Cutter holders	Ø 31,2 mm



ORD. NO.	FOR FRONT HEIGHTS
<b>F FH 8605 19 00</b>	50-300
Set including:	
2 Multi-purpose supports	440 mm



ORD. NO.	FOR FRONT HEIGHTS
<b>F FH 8610 14 00</b>	100
<b>F FH 8615 14 00</b>	150
<b>F FH 8620 14 00</b>	200-250
Set including:	
2 Plain partitions	610 mm
20 Location pins	27 mm
1 Sliding drawer	470 mm

## ■ INFO


[www.famispa.com](http://www.famispa.com)

■ Partitioning material: see page A180






**ORD. NO. F AG 1040 S1 51**  
RAL 5012+7000

**ORD. NO. F AG L134 03 50**  
RAL 7035+5012

36 EH (600 mm)



27 EH (447 mm)

#### FLOOR FIXING SET



2x

- 2 "HILTI" plugs for concrete floors  $\geq$  to classes B25/RBK250/MPA 25 N/mm<sup>2</sup>
- Recommended traction of the plug: 2.9 KN
- Plug diameter:  $\varnothing$  6 mm

**ORD. NO. F AG 9204 00 99**

#### CABINET FLOOR FIXING SET

- Pair of spare galvanised brackets
- $\varnothing$  6 mm hole



**ORD. NO. F AG 9200 00 99**

#### CABINET

##### ORD. NO.

#### F AG 1040 S1 51

Complete with 10 drawers,  
1 rubber cover top with 4 edges

**Dimensions mm 717x573x1000 h**

Tools and partitioning material  
excluded

#### CABINET WITH WHEELS

##### ORD. NO.

#### F AG L134 03 50

Complete with 8 drawers

**Dimensions mm 717x574x1121 h**

RAL 7000 F. ....01

RAL 6011 F. ....02

RAL 5012 F. ....04

RAL 7035 F. ....08

#### SUPPLEMENTARY PARTS ■



- Partitioning material: see page A80-A81



- **Spare key.** Always indicate the number on the cylinder lock of the key to be replaced.

ORD. NO. R CSC 0002 00


- **Master key.** This type of key opens all the 45 and 46 series locks.

ORD. NO. R CSC 0001 00




LENGTH = 717 mm DEPTH = 573 mm (36x27 Eh)

CABINETS SERIES STANDARD GE




The door can be closed by the edge of the lower drawer handle (ref. Y)




A	B
50-S	50-S
75-S	75-TT
75-S	75-TT
100-S	100-TT
100-S	100-TT
150-TT	150-TT
200-TT	200-TT

ORD. NO.	TYPE
F AG 1034 01 04	A
F AG 1034 51 04	B
Cabinet with 7 drawers	
Dim. mm 717x573x850 h Central lock	




A	B
75-S	75-TT
75-S	75-TT
100-S	100-TT
100-S	100-TT
125-S	125-TT
125-S	125-TT
150-TT	150-TT

ORD. NO.	TYPE
F AG 1034 02 04	A
F AG 1034 52 04	B
Cabinet with 7 drawers	
Dim. mm 717x573x850 h Central lock	



A	B
75-S	75-TT
75-S	75-TT
75-S	75-TT
75-S	75-TT
100-S	100-TT
100-S	100-TT
100-S	100-TT
150-TT	150-TT

ORD. NO.	TYPE
F AG 1034 03 04	A
F AG 1034 53 04	B
Cabinet with 8 drawers	
Dim. mm 717x573x850 h Central lock	



A	B
75-S	75-TT
75-S	75-TT
100-S	100-TT
100-S	100-TT
150-TT	150-TT
150-TT	150-TT
150-TT	150-TT
200-TT	200-TT

ORD. NO.	TYPE
F AG 1040 03 04	A
F AG 1040 53 04	B
Cabinet with 7 drawers	
Dim. mm 717x573x1000 h Central lock	




A	B
50-S	50-S
75-S	75-TT
75-S	75-TT
100-S	100-TT
100-S	100-TT
100-S	100-TT
150-TT	150-TT
250-TT	250-TT

ORD. NO.	TYPE
F AG 1040 10 04	A
F AG 1040 60 04	B
Cabinet with 8 drawers	
Dim. mm 717x573x1000 h Central lock	



A	B
50-S	50-S
50-S	50-S
50-S	50-S
75-S	75-TT
75-S	75-TT
100-S	100-TT
100-S	100-TT
150-TT	150-TT
250-TT	250-TT

ORD. NO.	TYPE
F AG 1040 05 04	A
F AG 1040 55 04	B
Cabinet with 9 drawers	
Dim. mm 717x573x1000 h Central lock	



A	B
150-TT	150-TT
150-TT	150-TT
150-TT	150-TT
150-TT	150-TT
150-TT	150-TT
150-TT	150-TT
150-TT	150-TT
150-TT	150-TT
150-TT	150-TT

ORD. NO.	TYPE
-	-
F AG 1058 01 04	B
Cabinet with 9 drawers	
Dim. mm 717x573x1450 h Central lock	



A	B
100-S	100-TT
100-S	100-TT
100-S	100-TT
150-TT	150-TT
150-TT	150-TT
150-TT	150-TT
150-TT	150-TT
150-TT	150-TT
150-TT	150-TT
300-TT	300-TT

ORD. NO.	TYPE
F AG 1058 04 04	A
F AG 1058 54 04	B
Cabinet with 9 drawers	
Dim. mm 717x573x1450 h Central lock	



A	B
75-S	75-TT
75-S	75-TT
75-S	75-TT
75-S	75-TT
100-S	100-TT
100-S	100-TT
100-S	100-TT
100-S	100-TT
100-S	100-TT
100-S	100-TT
150-TT	150-TT
150-TT	150-TT
150-TT	150-TT

ORD. NO.	TYPE
F AG 1058 03 04	A
F AG 1058 53 04	B
Cabinet with 13 drawers	
Dim. mm 717x573x1450 h Central lock	

CABINETS SERIES STANDARD GE



- |          |          |
|----------|----------|
| <b>A</b> | <b>B</b> |
| 75-S     | 75-TT    |
| 75-S     | 75-TT    |
| 100-S    | 100-TT   |
| 100-S    | 100-TT   |
| 125-S    | 125-TT   |
| 125-S    | 125-TT   |
| 150-TT   | 150-TT   |



- |          |          |
|----------|----------|
| <b>A</b> | <b>B</b> |
| 50-S     | 50-S     |
| 75-S     | 75-TT    |
| 75-S     | 75-TT    |
| 100-S    | 100-TT   |
| 100-S    | 100-TT   |
| 150-TT   | 150-TT   |
| 200-TT   | 200-TT   |



- |          |          |
|----------|----------|
| <b>A</b> | <b>B</b> |
| 75-S     | 75-TT    |
| 75-S     | 75-TT    |
| 75-S     | 75-TT    |
| 75-S     | 75-TT    |
| 100-S    | 100-TT   |
| 100-S    | 100-TT   |
| 100-S    | 100-TT   |
| 100-S    | 100-TT   |
| 150-TT   | 150-TT   |

•ORD. NO.	TYPE
<b>F AG S134 02 04</b>	<b>A</b>
<b>F AG S134 52 04</b>	<b>B</b>
Cabinet with 7 drawers with Ø 125 mm wheels in elastic rubber	
Cabinet load capacity: 420 kg	
<b>Dimensions mm 717x574x1077 h</b>	
Central lock	

•ORD. NO.	TYPE
<b>F AG S134 01 04</b>	<b>A</b>
<b>F AG S134 51 04</b>	<b>B</b>
Cabinet with 7 drawers with Ø 125 mm wheels in elastic rubber	
Cabinet load capacity: 420 kg	
<b>Dimensions mm 717x574x1077 h</b>	
Central lock	

•ORD. NO.	TYPE
<b>F AG S134 03 04</b>	<b>A</b>
<b>F AG S134 53 04</b>	<b>B</b>
Cabinet with 8 drawers with Ø 125 mm wheels in elastic rubber	
Cabinet load capacity: 420 kg	
<b>Dimensions mm 717x574x1077 h</b>	
Central lock	



- |          |          |
|----------|----------|
| <b>A</b> | <b>B</b> |
| 100-S    | 100-TT   |
| 100-S    | 100-TT   |
| 100-S    | 100-TT   |
| 150-TT   | 150-TT   |
| 150-TT   | 150-TT   |
| 300-TT   | 300-TT   |



- |          |          |
|----------|----------|
| <b>A</b> | <b>B</b> |
| 75-S     | 75-TT    |
| 75-S     | 75-TT    |
| 100-S    | 100-TT   |
| 150-TT   | 150-TT   |
| 150-TT   | 150-TT   |
| 150-TT   | 150-TT   |
| 200-TT   | 200-TT   |



- |          |          |
|----------|----------|
| <b>A</b> | <b>B</b> |
| 50-S     | 50-S     |
| 75-S     | 75-TT    |
| 75-S     | 75-TT    |
| 100-S    | 100-TT   |
| 100-S    | 100-TT   |
| 150-TT   | 150-TT   |
| 150-TT   | 150-TT   |
| 200-TT   | 200-TT   |

•ORD. NO.	TYPE
<b>F AG S140 01 04</b>	<b>A</b>
<b>F AG S140 51 04</b>	<b>B</b>
Cabinet with 6 drawers with Ø 125 mm wheels in elastic rubber	
Cabinet load capacity: 420 kg	
<b>Dimensions mm 717x574x1227 h</b>	
Central lock	

•ORD. NO.	TYPE
<b>F AG S140 02 04</b>	<b>A</b>
<b>F AG S140 52 04</b>	<b>B</b>
Cabinet with 6 drawers with Ø 125 mm wheels in elastic rubber	
Cabinet load capacity: 420 kg	
<b>Dimensions mm 717x574x1227 h</b>	
Central lock	

•ORD. NO.	TYPE
<b>F AG S140 03 04</b>	<b>A</b>
<b>F AG S140 53 04</b>	<b>B</b>
Cabinet with 8 drawers with Ø 125 mm wheels in elastic rubber	
Cabinet load capacity: 420 kg	
<b>Dimensions mm 717x574x1227 h</b>	
Central lock	

RAL 7000 F. ....01 RAL 6011 F. ....02 RAL 5012 F. ....04 RAL 7035 F. ....08

KEY ■



■ Partitioning material: see page A80-A81

■ The handles can be fitted towards the bottom thereby reducing the height by 38 mm.



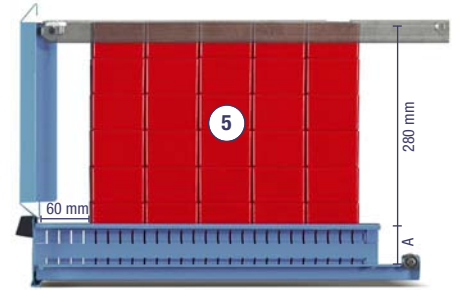
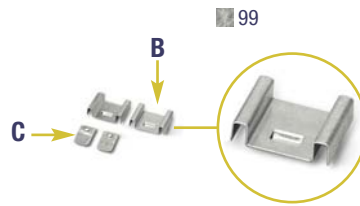
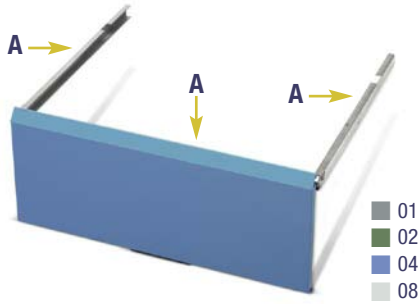
- TT = telescopic full extension (100%)
- S = normal extension (87%)
- All indicated loads are net and refer to evenly distributed weights.



LENGTH = 717 mm DEPTH = 573 mm (36x27 Eh)

CABINETS SERIES STANDARD GE


FLAP DOOR



ORD. NO.	REFERENCE
F AG 9510 00 04	A+(Cx2)
Flap door with 2 guides and 2 brackets to block the door with the lower drawer locked.	


ORD. NO.	REFERENCE
F DA 9698 00 99	B
The order number includes just 1 piece. 2 pieces are needed for each door.	

A = usable height of the drawer  
**Warning:** the 60 mm distance from the drawer edge should be respected only if the door has to be closed with the two brackets (Ref. C)



■ The two order number (ref. B) must be used when the door is fitted along with the normal or full telescopic extension drawer (ref. Z). See photo ref. 5 to understand the usable internal volume.

■ The two order number (ref. B) are not required when the door is fitted along with the adjustable shelf (ref. T) ORD. NO. F SR 1210 01 .. N. B. the drawer (ref. Y) must be normal extension.



■ The door can be closed by the edge of the lower drawer handle (ref. Y)

■ INFO

RAL 7000 F. ....01 RAL 6011 F. ....02 RAL 5012 F. ....04 RAL 7035 F. ....08



www.famispa.com



## CABINETS SERIES STANDARD GE

## EMPTY CABINETS

ORD. NO.	USABLE HEIGHT mm	LOAD CAPACITY kg	DIMENSIONS mm
F AG 1034 00 04	750	3100	717x573x850 h
F AG 1040 00 04	900	3100	717x573x1000 h
F AG 1058 00 04	1350	3100	717x573x1450 h

■ 01 ■ 02 ■ 04 ■ 08



■ The cabinets must be secured to the floor or to the wall. If the cabinets are stacked they must be secured to the wall and their load capacity must be divided by 2. Further information for fixing set see page A60.

## SPARE LOCK

ORD. NO. R CSR 0003 00  
for cabinet

## FULL TELESCOPIC EXTENSION DRAWERS (TT)

ORD. NO.	FRONT HEIGHT mm	LOAD CAPACITY kg	USABLE DIMENSIONS mm
F FG 1107 00 04	75	200	600x447x54 h
F FG 1110 00 04	100	200	600x447x79 h
F FG 1112 00 04	125	200	600x447x104 h
F FG 1115 00 04	150	200	600x447x129 h
F FG 1120 00 04	200	200	600x447x179 h
F FG 1125 00 04	250	200	600x447x229 h
F FG 1130 00 04	300	200	600x447x279 h

Full telescopic extension (100%)




■ 01  
■ 02  
■ 04  
■ 08

■ Partitioning material: see page A80-A81

## NORMAL EXTENSION DRAWERS (S)

ORD. NO.	FRONT HEIGHT mm	LOAD CAPACITY kg	USABLE DIMENSIONS mm
F FG 1005 00 04	50	60	600x447x36
F FG 1007 00 04	75	80	600x447x61
F FG 1010 00 04	100	100	600x447x86
F FG 1012 00 04	125	100	600x447x111

Normal extension (87%)




■ 01  
■ 02  
■ 04  
■ 08

## FULL TELESCOPIC EXTENSION SHELVES (PE-TT)

ORD. NO.	SIDE HEIGHT mm	LOAD CAPACITY kg	USABLE DIMENSIONS mm
F FG 8110 00 04	-	200	610x459

Full telescopic extension (100%)



■ 01  
■ 02  
■ 04  
■ 08

## NORMAL EXTENSION SHELVES (PE-S)

ORD. NO.	SIDE HEIGHT mm	LOAD CAPACITY kg	USABLE DIMENSIONS mm
F FG 8010 00 04	-	100	610x459

Normal extension (87%)



■ 01  
■ 02  
■ 04  
■ 08

## ADJUSTABLE SHELVES

ORD. NO.	SIDE HEIGHT mm	LOAD CAPACITY kg	USABLE DIMENSIONS mm
F SR 1210 01 04	25	150	655x460

Without extension system

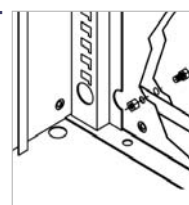


■ 01  
■ 02  
■ 04  
■ 08

## CABINET TO CABINET FIXING

■ The article includes:  
4 M8 nuts and bolts

ORD. NO. F AG 9202 00 99




## TWO SIDED ADHESIVE TAPE

ORD. NO.

R CMV 0025 00

width 15 mm, length 50 metres



■ 07

## CABINET UPSTAND

ORD. NO. DIMENSIONS mm

F AG 9000 01 07 717x573x20 h

oil-resistant rubber cover top with 3 edges

LENGTH = 717 mm DEPTH = 573 mm (36x27 Eh)

CABINETS SERIES STANDARD GE



**PLINTHS**

**ORD. NO.**

**F RR 0050 00 07**

Plinths height 50 mm



**PLINTHS FOR TRANSPALLET**

**ORD. NO.**

**F RR 0300 00 07** Plinths height 100 mm

**F RR 0405 00 07** Facing piece



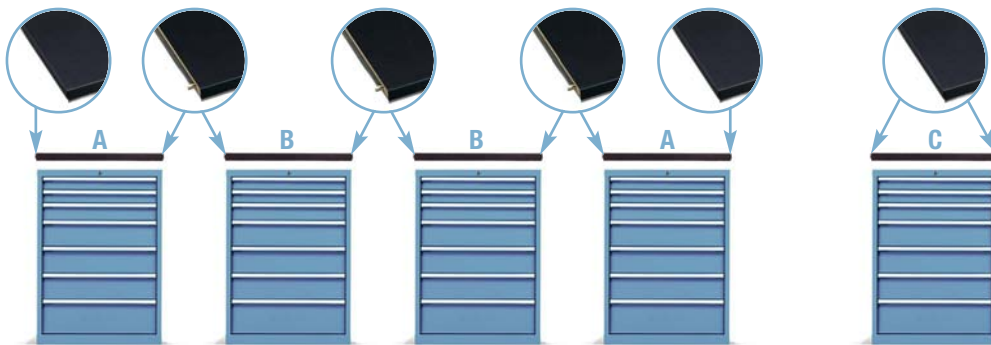
**PLINTHS FOR FORK LIFT TRUCK**

**ORD. NO.**

**F RR 0200 00 07** Pair of plinths height 60 mm

**F RR 0400 00 07** Facing piece

**UPPER MDF TOP WITH RUBBER COVERING DIMENSIONS 718x573x31,5 mm H**




**ORD. NO. F UZ 9999 00 00**

Drilling of the cabinet upper shelf for the MDF top fixing.



Detail of the oil-resistant rubber



**ORD. NO.**


**F UZ 3080 11 07**

MDF top with rubber covering

Side profile

For end cabinets

Oil-resistant rubber mat




**ORD. NO.**

**F UZ 3080 12 07**

MDF top with rubber covering

No side profile

For additional central cabinets Oil-resist. rubber mat



**ORD. NO.**

**F UZ 3080 13 07**

MDF top with rubber covering

2 side profiles


For single cabinet

Oil-resistant rubber mat

**CABINET PREPARED FOR WHEELS**

Cabinet prepared for wheels including: wheel plate, 4 edged top with oil-resistant rubber, 2 steel handles covered with shock-resistant rubber, cylinder lock with 2 keys, anti-tilt rod.

- 01
- 02
- 04
- 08



**ORD. NO.**

**F AG 0134 00 04**

Overall dim. mm 792x574x917 h without wheels

\*Wheel plate thickness

- 01
- 02
- 04
- 08



**ORD. NO.**

**F AG 0140 00 04**

Overall dim. mm 792x574x1067 h without wheels

\*Wheel plate thickness



The single drawer opening system **ORD. NO. F DD 9400 00 07** must be applied to all drawers of mobile cabinets.

Other types of wheels: see page A52

ELASTIC RUBBER SWIVEL WHEEL WITH BRAKE	ORD. NO.	Ø mm	CABINET LOAD CAPACITY	C mm
	<b>C RG DCE15 125</b>	125	420 kg	160


ELASTIC RUBBER FIXED WHEEL	ORD. NO.	Ø mm	CABINET LOAD CAPACITY	C mm
	<b>C RG BCE15 125</b>	125	420 kg	160

NYLON SWIVEL WHEEL WITH BRAKE	ORD. NO.	Ø mm	CABINET LOAD CAPACITY	C mm
	<b>C RN DAD10 100</b>	100	255 kg	130
	<b>C RN DAD11 125</b>	125	420 kg	160

NYLON FIXED WHEEL	ORD. NO.	Ø mm	CABINET LOAD CAPACITY	C mm
	<b>C RN BAD10 100</b>	100	255 kg	130
	<b>C RN BAD11 125</b>	125	420 kg	160




## CABINETS SERIES STANDARD GE


**ORD. NO.** FOR FRONT HEIGHTS

**F FH 1005 10 00** 50-300

Set including:


9 Troughs	4 grooves
36 Plain partitions	36 mm
3 Troughs	3 grooves
12 Plain partitions	47 mm


**ORD. NO.** FOR FRONT HEIGHTS

**F FH 1005 13 00** 50-300

Set including:

6 Troughs	3 grooves
18 Plain partitions	47 mm
6 Troughs	2 grooves
12 Plain partitions	73 mm


**ORD. NO.** FOR FRONT HEIGHTS

**F FH 1005 15 00** 50-300

Set including:

5 Troughs	4 grooves
20 Plain partitions	36 mm
6 Troughs	3 grooves
20 Plain partitions	47 mm
1 Allen key tray	150x150 mm


**EXAMPLE INCLUDING:**
**ORD. NO.**
**F AG ZA01 00 01**

4 cabinets complete with drawers and retractable shelves

**Dimensions mm 1435x573x1700 h**

Tools and partitioning material excluded

■ RAL 7000

RAL 7000 F. ....01

RAL 6011 F. ....02

RAL 5012 F. ....04


RAL 7035 F. ....08

**INFO ■**


 ■ Partitioning material: see page **A180**
[www.famispa.com](http://www.famispa.com)


LENGTH = 717 mm DEPTH = 573 mm (36x27 Eh)


## CABINETS SERIES STANDARD GE




ORD. NO.	FOR FRONT HEIGHTS
<b>F FH 1005 21 00</b>	50-300
Set including:	
12 Troughs	4 grooves
16 Plain partitions	36 mm




ORD. NO.	FOR FRONT HEIGHTS
<b>F FH 1005 09 00</b>	50
<b>F FH 1007 09 00</b>	75
<b>F FH 1010 09 00</b>	100-125
Set including:	
12 Plastic boxes	150x150 mm




ORD. NO.	FOR FRONT HEIGHTS
<b>F FH 1005 18 00</b>	50
<b>F FH 1007 18 00</b>	75
Set including:	
16 Plastic boxes	75x75 mm
8 Plastic boxes	150x75 mm
4 Plastic boxes	150x150 mm




ORD. NO.	FOR FRONT HEIGHTS
<b>F FH 1005 16 00</b>	50
<b>F FH 1007 16 00</b>	75
<b>F FH 1010 16 00</b>	100-125
Set including:	
12 Plastic boxes	150x75 mm
6 Plastic boxes	150x150 mm




ORD. NO.	FOR FRONT HEIGHTS
<b>F FH 1005 01 00</b>	50
<b>F FH 1007 01 00</b>	75
<b>F FH 1010 01 00</b>	100-125
<b>F FH 1015 01 00</b>	150-175
<b>F FH 1020 01 00</b>	200-250
<b>F FH 1030 01 00</b>	300
Set including:	
2 Plain partitions	610 mm




ORD. NO.	FOR FRONT HEIGHTS
<b>F FH 1005 03 00</b>	50
<b>F FH 1007 03 00</b>	75
<b>F FH 1010 03 00</b>	100-125
<b>F FH 1015 03 00</b>	150-175
<b>F FH 1020 03 00</b>	200-250
Set including:	
3 Slotted partitions	455 mm
8 Plain partitions	149 mm



ORD. NO.	FOR FRONT HEIGHTS
<b>F FH 1005 06 00</b>	50
<b>F FH 1007 06 00</b>	75
<b>F FH 1010 06 00</b>	100-125
<b>F FH 1015 06 00</b>	150-175
Set including:	
5 Slotted partitions	455 mm
12 Plain partitions	98 mm



ORD. NO.	FOR FRONT HEIGHTS
<b>F FH 1005 05 00</b>	50
<b>F FH 1007 05 00</b>	75
<b>F FH 1010 05 00</b>	100-125
<b>F FH 1015 05 00</b>	150-175
<b>F FH 1020 05 00</b>	200-250
<b>F FH 1030 05 00</b>	300
Set including:	
2 Slotted partitions	455 mm
3 Plain partitions	200 mm



ORD. NO.	FOR FRONT HEIGHTS
<b>F FH 8405 13 00</b>	50
<b>F FH 8407 13 00</b>	75
<b>F FH 8410 13 00</b>	100-125
<b>F FH 8415 13 00</b>	150-175
<b>F FH 8420 13 00</b>	200-250
Set including:	
2 Plain partitions	455 mm

## ■ INFO


[www.famispa.com](http://www.famispa.com)

■ Partitioning material: see page A180





ORD. NO. F AG L234 S1 50  
RAL 7035+5012

ORD. NO. F AG 2040 S1 56  
RAL 7035+7000

36 EH (600 mm)

36 EH (600 mm)

### FLOOR FIXING SET



2x

- 2 "HILTI" plugs for concrete floors  $\geq$  to classes B25/RBK250/MPa 25 N/mm<sup>2</sup>
- Recommended traction of the plug: 2.9 KN
- Plug diameter:  $\varnothing$  6 mm

ORD. NO. F AG 9204 00 99

### CABINET FLOOR FIXING SET

- Pair of spare galvanised brackets
- $\varnothing$  6 mm hole



ORD. NO. F AG 9200 00 99

### CABINETS

#### ORD. NO.

#### F AG 2040 S1 56

Complete with 9 drawers,  
1 rubber cover top with 3 edges

Dimensions mm 717x726x1020 h

Tools and partitioning material  
excluded

### CABINET WITH WHEELS

#### ORD. NO.

#### F AG L234 S1 50

Complete with 4 drawers,  
1 adjustable shelf, 1 flap door,  
1 rubber cover MDF top,  
1 perforated back panel

Dim. mm 717x802x1091/1791 h

Hooks and tools excluded

RAL 7000 F. ....01

RAL 6011 F. ....02

RAL 5012 F. ....04

RAL 7035 F. ....08

### SUPPLEMENTARY PARTS ■



- Partitioning material: see page A96



- **Spare key.** Always indicate the number on the cylinder lock of the key to be replaced.

ORD. NO. R CSC 0002 00


- **Master key.** This type of key opens all the 45 and 46 series locks.

ORD. NO. R CSC 0001 00



LENGTH = 717 mm DEPTH = 726 mm (36x36 Eh)

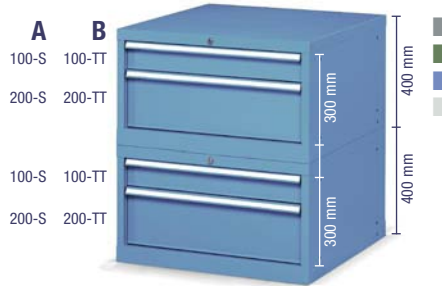
CABINETS SERIES STANDARD G



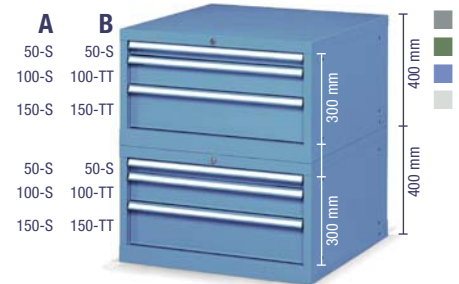
The door can be closed by the edge of the lower drawer handle (ref. Y)



ORD. NO.	TYPE
F AG 2016 01 04	A
F AG 2016 51 04	B
Cabinet with 3 drawers	
Dim. mm 717x726x400 h Central lock	




ORD. NO.	TYPE
F AG 2016 02 04	A
F AG 2016 52 04	B
Cabinet with 2+2 drawers	
Dim. mm 717x726x800 h Central lock	




ORD. NO.	TYPE
F AG 2016 03 04	A
F AG 2016 53 04	B
Cabinet with 3+3 drawers	
Dim. mm 717x726x800 h Central lock	



ORD. NO.	TYPE
F AG 2028 01 04	A
F AG 2028 51 04	B
Cabinet with 5 drawers	
Dim. mm 717x726x700 h Central lock	



ORD. NO.	TYPE
F AG 2028 02 04	A
F AG 2028 52 04	B
Cabinet with 5 drawers	
Dim. mm 717x726x700 h Central lock	



ORD. NO.	TYPE
F AG 2028 03 04	A
F AG 2028 53 04	B
Cabinet with 6 drawers	
Dim. mm 717x726x700 h Central lock	



ORD. NO.	TYPE
F AG 2032 01 04	A
F AG 2032 51 04	B
Cabinet with 4 drawers	
Dim. mm 717x726x800 h Central lock	



ORD. NO.	TYPE
F AG 2032 02 04	A
F AG 2032 52 04	B
Cabinet with 6 drawers	
Dim. mm 717x726x800 h Central lock	



ORD. NO.	TYPE
F AG 2032 03 04	A
F AG 2032 53 04	B
Cabinet with 7 drawers	
Dim. mm 717x726x800 h Central lock	


KEY



- The cabinets must be secured to the floor or to the wall.
- TT = telescopic full extension (100%)
- S = normal extension (87%)

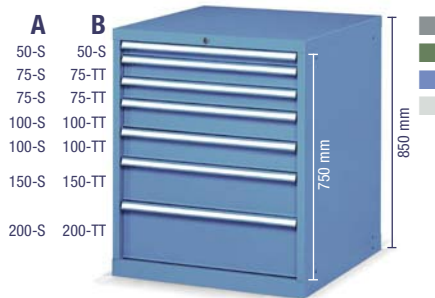
RAL 7000 F. ....01 RAL 6011 F. ....02 RAL 5012 F. ....04 RAL 7035 F. ....08

Partitioning material: see page A96



LENGTH = 717 mm DEPTH = 726 mm (36x36 Eh)

CABINETS SERIES STANDARD G



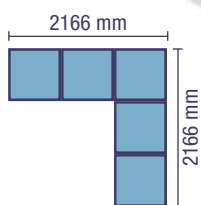
• ORD. NO.	TYPE
<b>F AG 2034 01 04</b>	<b>A</b>
<b>F AG 2034 51 04</b>	<b>B</b>
Cabinet with 7 drawers	
<b>Dimensions mm 717x726x850 h</b>	
Central lock	

• ORD. NO.	TYPE
<b>F AG 2034 02 04</b>	<b>A</b>
<b>F AG 2034 52 04</b>	<b>B</b>
Cabinet with 7 drawers	
<b>Dimensions mm 717x726x850 h</b>	
Central lock	

• ORD. NO.	TYPE
<b>F AG 2034 03 04</b>	<b>A</b>
<b>F AG 2034 53 04</b>	<b>B</b>
Cabinet with 8 drawers	
<b>Dimensions mm 717x726x850 h</b>	
Central lock	

EXAMPLE INCLUDING:

ORD. NO.
<b>F AG ZA02 00 56</b>
1 corner cabinet
6 cabinets with drawers
retractable shelves, adjustable shelves
rubber cover MDF top
Tools, containers and partitioning material excluded





Height 1030/2000 mm

■ RAL 7035 + ■ RAL 7000

- RAL 7000 F. ....01
- RAL 6011 F. ....02
- RAL 5012 F. ....04
- RAL 7035 F. ....08

KEY ■



■ Partitioning material: see page **A180**


■ Partitioning material: see page **A96**

- The cabinets must be secured to the floor or to the wall.
- **TT** = telescopic full extension (100%)
- **S** = normal extension (87%)



LENGTH = 717 mm DEPTH = 726 mm (36x36 Eh)

CABINETS SERIES STANDARD G



ORD. NO.

**F AG 2040 25 04**

Cabinet with 2 height adjustable shelves

Dimensions mm 717x726x1000 h

Central lock

ORD. NO.

TYPE

**F AG 2040 01 04**

A

**F AG 2040 51 04**

B

Cabinet with 6 drawers

Dim. mm 717x726x1000 h

Central lock

ORD. NO.

TYPE

**F AG 2040 11 04**

A

**F AG 2040 61 04**

B

Cabinet with 6 drawers

Dim. mm 717x726x1000 h

Central lock



ORD. NO.

TYPE

**F AG 2040 12 04**

A

**F AG 2040 53 04**

B

Cabinet with 7 drawers

Dim. mm 717x726x1000 h

Central lock

ORD. NO.

TYPE

**F AG 2040 16 04**

A

**F AG 2040 52 04**

B

Cabinet with 7 drawers

Dim. mm 717x726x1000 h

Central lock

ORD. NO.

TYPE

**F AG 2040 02 04**

A


**F AG 2040 52 04**

B

Cabinet with 7 drawers

Dim. mm 717x726x1000 h

Central lock



ORD. NO.

TYPE

**F AG 2040 04 04**

A

**F AG 2040 54 04**

B

Cabinet with 8 drawers

Dim. mm 717x726x1000 h

Central lock

ORD. NO.

TYPE

**F AG 2040 17 04**

A

**F AG 2040 67 04**

B

Cabinet with 8 drawers

Dim. mm 717x726x1000 h

Central lock

ORD. NO.

TYPE

**F AG 2040 18 04**

A

**F AG 2040 68 04**

B

Cabinet with 8 drawers

Dim. mm 717x726x1000 h

Central lock

KEY

- RAL 7000 F. ....01
- RAL 6011 F. ....02
- RAL 5012 F. ....04
- RAL 7035 F. ....08



- The cabinets must be secured to the floor or to the wall.
- TT = telescopic full extension (100%)
- S = normal extension (87%)
- PR = height adjustable shelf


Partitioning material: see page A96



CABINETS SERIES STANDARD G



ORD. NO.	TYPE
<b>F AG 2040 05 04</b>	<b>A</b>
<b>F AG 2040 55 04</b>	<b>B</b>
Cabinet with 9 drawers	
Dim. mm 717x726x1000 h	
Central lock	




ORD. NO.	TYPE
<b>F AG 2040 10 04</b>	<b>A</b>
<b>F AG 2040 60 04</b>	<b>B</b>
Cabinet with 9 drawers	
Dim. mm 717x726x1000 h	
Central lock	



ORD. NO.	TYPE
<b>F AG 2040 19 04</b>	<b>A</b>
<b>F AG 2040 69 04</b>	<b>B</b>
Cabinet with 9 drawers	
Dim. mm 717x726x1000 h	
Central lock	



ORD. NO.	TYPE
<b>F AG 2040 20 04</b>	<b>A</b>
<b>F AG 2040 70 04</b>	<b>B</b>
Cabinet with 10 drawers	
Dim. mm 717x726x1000 h	
Central lock	




ORD. NO.	TYPE
<b>F AG 2040 08 04</b>	<b>A</b>
<b>F AG 2040 58 04</b>	<b>B</b>
Cabinet with 11 drawers	
Dim. mm 717x726x1000 h	
Central lock	




ORD. NO.	TYPE
<b>F AG 2040 21 04</b>	<b>A</b>
<b>F AG 2040 71 04</b>	<b>B</b>
Cabinet with 12 drawers	
Dim. mm 717x726x1000 h	
Central lock	



ORD. NO.	TYPE
<b>F AG 2040 22 04</b>	<b>A</b>
<b>F AG 2040 72 04</b>	<b>B</b>
Cabinet with 1 drawer, 1 retractable shelf, 1 adjustable shelf	
Dimensions mm 717x726x1000 h	
Without lock, with anti-tilt rod	



ORD. NO.	TYPE
<b>F AG 2040 26 04</b>	<b>A</b>
<b>F AG 2040 76 04</b>	<b>B</b>
Cabinet with 5 drawers	
Dimensions mm 717x726x1000 h	
Central lock	



ORD. NO.	TYPE
<b>F AG 2040 27 04</b>	<b>A</b>
<b>F AG 2040 77 04</b>	<b>B</b>
Cabinet with 2 drawers	
Dimensions mm 717x726x1000 h	
Central lock	

- RAL 7000 F, .....01
- RAL 6011 F, .....02
- RAL 5012 F, .....04
- RAL 7035 F, .....08

KEY ■

- Single lock see page A58
- Partitioning material: see page A96
- The cabinets must be secured to the floor or to the wall.


- TT = telescopic full extension (100%)
- PE-TT = full telescopic retractable shelf (100%)
- S = normal extension (87%)
- PE-S = normal retractable shelf (87%)
- PR = height adjustable shelf

LENGTH = 717 mm DEPTH = 726 mm (36x36 Eh)


CABINETS SERIES STANDARD G




ORD. NO.	TYPE
F AG 2046 07 04	A
F AG 2046 57 04	B
Cabinet with 7 drawers	
Dim. mm 717x726x1150 h Central lock	




ORD. NO.	TYPE
F AG 2046 08 04	A
F AG 2046 58 04	B
Cabinet with 9 drawers	
Dim. mm 717x726x1150 h Central lock	



ORD. NO.	TYPE
F AG 2046 09 04	A
F AG 2046 59 04	B
Cabinet with 10 drawers	
Dim. mm 717x726x1150 h Central lock	




ORD. NO.	TYPE
F AG 2053 07 04	A
F AG 2053 57 04	B
Cabinet with 9 drawers	
Dim. mm 717x726x1325 h Central lock	




ORD. NO.	TYPE
F AG 2053 08 04	A
F AG 2053 58 04	B
Cabinet with 10 drawers	
Dim. mm 717x726x1325 h Central lock	




ORD. NO.	TYPE
F AG 2053 03 04	A
F AG 2053 53 04	B
Cabinet with 11 drawers	
Dim. mm 717x726x1325 h Central lock	



ORD. NO.	TYPE
F AG 2053 09 04	A
F AG 2053 59 04	B
Cabinet with 11 drawers	
Dim. mm 717x726x1325 h Central lock	



ORD. NO.	TYPE
F AG 2053 05 04	A
F AG 2053 55 04	B
Cabinet with 12 drawers	
Dim. mm 717x726x1325 h Central lock	



ORD. NO.	TYPE
F AG 2053 10 04	A
F AG 2053 60 04	B
Cabinet with 3 retractable shelves	
Dim. mm 717x726x1325 h Without lock, with anti-tilt rod	

KEY



- TT = telescopic full extension (100%)
- PE-TT = full telescopic retractable shelf (100%)
- S = normal extension (87%)
- PE-S = normal retractable shelf (87%)

RAL 7000 F. ....01 RAL 6011 F. ....02 RAL 5012 F. ....04 RAL 7035 F. ....08

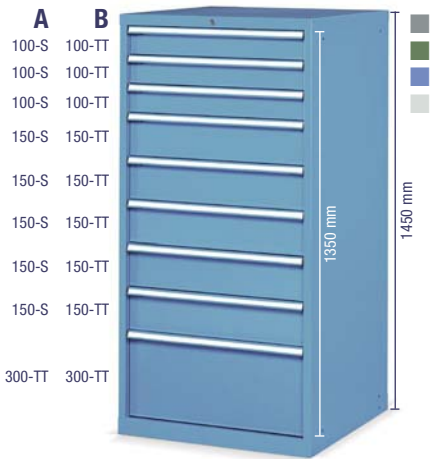
■ The cabinets must be secured to the floor or to the wall.

■ Partitioning material: see page A96





CABINETS SERIES STANDARD G



ORD. NO.	TYPE
F AG 2058 07 04	A
F AG 2058 57 04	B
Cabinet with 9 drawers	
Dim. mm 717x726x1450 h	
Central lock	



ORD. NO.	TYPE
F AG 2058 08 04	A
F AG 2058 58 04	B
Cabinet with 9 drawers	
Dim. mm 717x726x1450 h	
Central lock	



ORD. NO.	TYPE
F AG 2058 02 04	A
F AG 2058 52 04	B
Cabinet with 10 drawers	
Dim. mm 717x726x1450 h	
Central lock	




ORD. NO.	TYPE
F AG 2058 09 04	A
F AG 2058 59 04	B
Cabinet with 13 drawers	
Dim. mm 717x726x1625 h	
Central lock	



ORD. NO.	TYPE
F AG 2058 10 04	A
F AG 2058 60 04	B
Cabinet with 2 retractable shelves, 1 adjustable shelf	
Dimensions mm 717x726x1450 h	
Without lock, with anti-tilt rod	



ORD. NO.	TYPE
F AG 2058 11 04	A
F AG 2058 61 04	B
Cabinet with 3 drawers	
Dimensions mm 717x726x1450 h	
Central lock	



ORD. NO.	TYPE
F AG 2065 10 04	A
F AG 2065 60 04	B
Cabinet with 10 drawers	
Dim. mm 717x726x1625 h	
Central lock	



ORD. NO.	TYPE
F AG 2065 07 04	A
F AG 2065 57 04	B
Cabinet with 13 drawers	
Dim. mm 717x726x1625 h	
Central lock	



ORD. NO.	TYPE
F AG 2065 09 04	A
F AG 2065 59 04	B
Cabinet with 14 drawers	
Dim. mm 717x726x1625 h	
Central lock	

LENGTH = 717 mm DEPTH = 726 mm (36x36 Eh)

CABINETS SERIES STANDARD G



ORD. NO.	TYPE
F AG S228 01 04	A
F AG S228 51 04	B
Cabinet with 5 drawers, cabinet load capacity: 400 kg Ø 125 mm wheels in elastic rubber	
Dim. mm 717x802x927 h	Central lock



ORD. NO.	TYPE
F AG S228 02 04	A
F AG S228 52 04	B
Cabinet with 5 drawers, cabinet load capacity: 400 kg Ø 125 mm wheels in elastic rubber	
Dim. mm 717x802x927 h	Central lock



ORD. NO.	TYPE
F AG S228 03 04	A
F AG S228 53 04	B
Cabinet with 6 drawers, cabinet load capacity: 400 kg Ø 125 mm wheels in elastic rubber	
Dim. mm 717x802x927 h	Central lock



ORD. NO.	TYPE
F AG S232 01 04	A
F AG S232 51 04	B
Cabinet with 4 drawers, portata armadio: 400 kg Ø 125 mm wheels in elastic rubber	
Dim. mm 717x802x1027 h	Central lock



ORD. NO.	TYPE
F AG S232 02 04	A
F AG S232 52 04	B
Cabinet with 6 drawers, portata armadio: 400 kg Ø 125 mm wheels in elastic rubber	
Dim. mm 717x802x1027 h	Central lock



ORD. NO.	TYPE
F AG S232 03 04	A
F AG S232 53 04	B
Cabinet with 7 drawers, portata armadio: 400 kg Ø 125 mm wheels in elastic rubber	
Dim. mm 717x802x1027 h	Central lock



ORD. NO.	TYPE
F AG S234 01 04	A
F AG S234 51 04	B
Cabinet with 7 drawers Cabinet load capacity: 400 kg Ø 125 mm wheels in elastic rubber	
Dim. mm 717x802x1077 h	Central lock



ORD. NO.	TYPE
F AG S234 02 04	A
F AG S234 52 04	B
Cabinet with 7 drawers Cabinet load capacity: 400 kg Ø 125 mm wheels in elastic rubber	
Dim. mm 717x802x1077 h	Central lock



ORD. NO.	TYPE
F AG S234 03 04	A
F AG S234 53 04	B
Cabinet with 8 drawers Cabinet load capacity: 400 kg Ø 125 mm wheels in elastic rubber	
Dim. mm 717x802x1077 h	Central lock

KEY




- TT = telescopic full extension (100%)
- S = normal extension (87%)
- PR = height adjustable shelf
- All indicated loads are net and refer to evenly distributed weights.



■ The handles can be fitted towards the bottom thereby reducing the height by 38 mm.

■ Partitioning material: see page A96



RAL 7000 F. ....01 RAL 6011 F. ....02 RAL 5012 F. ....04 RAL 7035 F. ....08

CABINETS SERIES STANDARD G



ORD. NO.	TYPE
<b>F AG S240 01 04</b>	<b>A</b>
<b>F AG S240 51 04</b>	<b>B</b>
Cabinet with 6 drawers	
Cabinet load capacity: 400 kg	
Ø 125 mm wheels in elastic rubber	
<b>Dimensions mm 717x802x1227 h</b>	
Central lock	

ORD. NO.	TYPE
<b>F AG S240 02 04</b>	<b>A</b>
<b>F AG S240 52 04</b>	<b>B</b>
Cabinet with 7 drawers	
Cabinet load capacity: 400 kg	
Ø 125 mm wheels in elastic rubber	
<b>Dimensions mm 717x802x1227 h</b>	
Central lock	


ORD. NO.	TYPE
<b>F AG S240 04 04</b>	<b>A</b>
<b>F AG S240 54 04</b>	<b>B</b>
Cabinet with 8 drawers	
Cabinet load capacity: 400 kg	
Ø 125 mm wheels in elastic rubber	
<b>Dimensions mm 717x802x1227 h</b>	
Central lock	

■ The door can be closed by the edge of the lower drawer handle (ref. Y)



RAL 7000 F. ....01 RAL 6011 F. ....02 RAL 5012 F. ....04 RAL 7035 F. ....08

KEY ■



■ Partitioning material: see page A96

■ The handles can be fitted towards the bottom thereby reducing the height by 38 mm.



- **TT** = telescopic full extension (100%)
- **S** = normal extension (87%)
- All indicated loads are net and refer to evenly distributed weights.



LENGTH = 717 mm DEPTH = 726 mm (36x36 Eh)

CABINETS SERIES STANDARD G

**EXAMPLE INCLUDING:****ORD. NO.****F AG L234 S1 50**

1 cabinet with wheels complete with 4 drawers

1 adjustable shelf

1 flap door

1 MDF top with rubber covering

1 perforated back panel

**Dimensions mm 717x802x1091/1791 h**

Tools, hooks and toolboxes excluded



RAL 7035 + RAL 5012

**KEY**

RAL 7000 F. ....01

RAL 6011 F. ....02

RAL 5012 F. ....04

RAL 7035 F. ....08

■ Partitioning material: see page A96

■ Hooks see page C66



■ All indicated loads are net and refer to evenly distributed weights.



## CABINETS SERIES STANDARD G

## EMPTY CABINETS

ORD. NO.	USABLE HEIGHT mm	LOAD CAPACITY kg	DIMENSIONS mm
F AG 2016 00 04	300	3100	717x726x400 h
F AG 2028 00 04	600	3100	717x726x700 h
F AG 2032 00 04	700	3100	717x726x800 h
F AG 2034 00 04	750	3100	717x726x850 h
F AG 2040 00 04	900	3100	717x726x1000 h
F AG 2046 00 04	1050	3100	717x726x1150 h
F AG 2053 00 04	1225	3100	717x726x1325 h
F AG 2058 00 04	1350	3100	717x726x1450 h
F AG 2065 00 04	1525	3100	717x726x1625 h



■ The cabinets must be secured to the floor or to the wall. If the cabinets are stacked they must be secured to the wall and their load capacity must be divided by 2. Further information for fixing set see page A82.

## SPARE LOCK


ORD. NO. R CSR 0003 00  
for cabinet

■ 01 ■ 02 ■ 04 ■ 08

## NORMAL EXTENSION DRAWERS (S)

ORD. NO.	FRONT HEIGHT mm	LOAD CAPACITY kg	USABLE DIMENSIONS mm
F FG 2005 00 04	50	60	600x600x36 h
F FG 2007 00 04	75	80	600x600x61 h
F FG 2010 00 04	100	100	600x600x86 h
F FG 2012 00 04	125	100	600x600x111 h
F FG 2015 00 04	150	100	600x600x136 h
F FG 2017 00 04	175	100	600x600x161 h
F FG 2020 00 04	200	100	600x600x186 h
F FG 2030 00 04	300	100	600x600x286 h

Normal extension (87%)




■ 01  
■ 02  
■ 04  
■ 08

■ Partitioning material: see page A96-A97

## FULL TELESCOPIC EXTENSION DRAWERS (TT)

ORD. NO.	FRONT HEIGHT mm	LOAD CAPACITY kg	USABLE DIMENSIONS mm
F FG 2107 00 04	75	200	600x600x54 h
F FG 2110 00 04	100	200	600x600x79 h
F FG 2112 00 04	125	200	600x600x104 h
F FG 2115 00 04	150	200	600x600x129 h
F FG 2117 00 04	175	200	600x600x154 h
F FG 2120 00 04	200	200	600x600x179 h
F FG 2125 00 04	250	200	600x600x229 h
F FG 2130 00 04	300	200	600x600x279 h
F FG 2140 00 04	400	200	600x600x379 h

Full telescopic extension (100%)




■ 01  
■ 02  
■ 04  
■ 08

■ Partitioning material: see page A96-A97

## NORMAL EXTENSION SHELVES (PE-S)

ORD. NO.	SIDE HEIGHT mm	LOAD CAPACITY kg	USABLE DIMENSIONS mm
F FG 8020 00 04	-	100	610x610

Normal extension (87%)




■ 01  
■ 02  
■ 04  
■ 08

## FULL TELESCOPIC EXTENSION SHELVES (PE-TT)

ORD. NO.	SIDE HEIGHT mm	LOAD CAPACITY kg	USABLE DIMENSIONS mm
F FG 8120 00 04	-	200	610x610

Full telescopic extension (100%)



■ 01  
■ 02  
■ 04  
■ 08

## ADJUSTABLE SHELVES

ORD. NO.	SIDE HEIGHT mm	LOAD CAPACITY kg	USABLE DIMENSIONS mm
F SR 1260 01 04	25	150	618x618

Without extension system



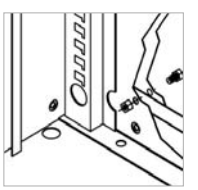
■ 01  
■ 02  
■ 04  
■ 08

LENGTH = 717 mm DEPTH = 726 mm (36x36 Eh)

CABINETS SERIES STANDARD G

**CABINET TO CABINET FIXING**

■ The article includes:  
4 M8 nuts and bolts



ORD. NO. F AG 9202 00 99




**TWO SIDED ADHESIVE TAPE**

ORD. NO.

R CMV 0025 00

width 15 mm, length 50 metres



■ 07

**TOP SHELF**

ORD. NO.

DIMENSIONS mm

F AG 9003 01 07

717x726x20 h

oil-resistant rubber cover top with 3 edges



■ 07

**PLINTHS**

ORD. NO.

F RR 0070 00 07

Plinths height 50 mm



■ 07

**PLINTHS FOR TRANSPALLET**

ORD. NO.

F RR 0310 00 07 Plinths height 100 mm

F RR 0405 00 07 Facing piece



■ 07

**PLINTHS FOR FORK LIFT TRUCK**

ORD. NO.

F RR 0230 00 07 Pair of plinths height 60 mm

F RR 0400 00 07 Facing piece

**EXAMPLE INCLUDING:**

ORD. NO.

F AG 2040 S2 56

9 drawers

1 rubber cover top with 3 edges

1 plinth for transpallet

Dimensions mm 717x726x1120 h

Tools and partitioning material excluded



■ RAL 7035 +  
■ RAL 7000

■ INFO

RAL 7000 F. ....01 RAL 6011 F. ....02 RAL 5012 F. ....04 RAL 7035 F. ....08

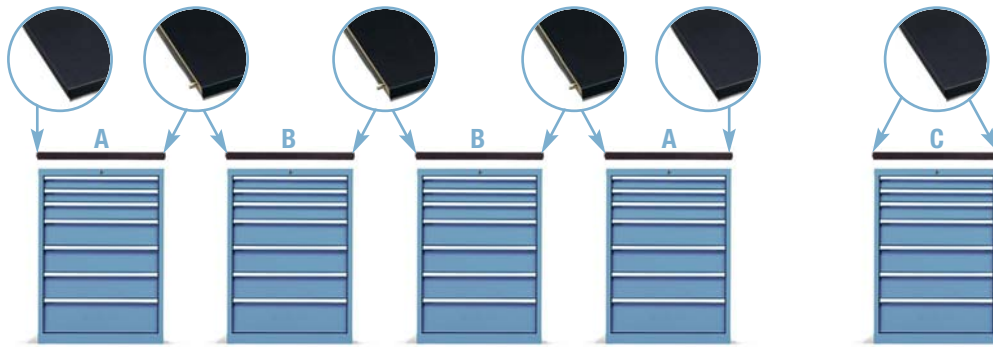


www.famispa.com




CABINETS SERIES STANDARD G

UPPER MDF TOP WITH RUBBER COVERING DIMENSIONS 718x726x31,5 mm H




ORD. NO. F UZ 9999 00 00

Drilling of the cabinet upper shelf for the MDF top fixing.



Detail of the oil-resistant rubber



ORD. NO.


F UZ 3220 11 07

MDF top with rubber covering

Side profile

For end cabinets

Oil-resistant rubber mat




ORD. NO.

F UZ 3220 12 07

MDF top with rubber covering

No side profile

For additional central cabinets Oil-resist. rubber mat



ORD. NO.

F UZ 3220 13 07

MDF top with rubber covering

2 side profiles

For single cabinet

Oil-resistant rubber mat

CABINETS PREPARED FOR WHEELS

Cabinets prepared for wheels including: wheel plate, 4 edged top with oil-resistant rubber, 2 steel handles covered with shock-resistant rubber, cylinder lock with 2 keys, anti-tilt rod.

The single drawer opening system ORD. NO. F DD 9400 00 07 must be applied to all drawers of mobile cabinets.




ORD. NO.

F AG 0228 00 04

Overall dim. mm:

717x802x767 h without wheels

\*Wheel plate thickness



ORD. NO.

F AG 0232 00 04

Overall dim. mm:

717x802x867 h without wheels

\*Wheel plate thickness




ORD. NO.

F AG 0234 00 04

Overall dim. mm:

717x802x917 h without wheels

\*Wheel plate thickness



ORD. NO.

F AG 0240 00 04

Overall dim. mm:

717x802x1067 h without wheels

\*Wheel plate thickness

**ELASTIC RUBBER SWIVEL WHEEL WITH BRAKE**

ORD. NO.	Ø mm	CABINET LOAD CAPACITY	C mm
C RG DCE15 125	125	400 kg	160

**ELASTIC RUBBER FIXED WHEEL**

ORD. NO.	Ø mm	CABINET LOAD CAPACITY	C mm
C RG BCE15 125	125	400 kg	160

**NYLON SWIVEL WHEEL WITH BRAKE**


ORD. NO.	Ø mm	CABINET LOAD CAPACITY	C mm
C RN DAD10 100	100	235 kg	130
C RN DAD11 125	125	400 kg	160

**NYLON FIXED WHEEL**

ORD. NO.	Ø mm	CABINET LOAD CAPACITY	C mm
C RN BAD10 100	100	235 kg	130
C RN BAD11 125	125	400 kg	160

RAL 7000 F. ....01 RAL 6011 F. ....02 RAL 5012 F. ....04 RAL 7035 F. ....08

KEY ■



Other types of wheels see page A52

The handles can be fitted towards the bottom thereby reducing the height by 38 mm.




All indicated loads are net and refer to evenly distributed weights.




LENGTH = 717 mm DEPTH = 726 mm (36x36 Eh)

CABINETS SERIES STANDARD G

PERFORATED BACK PANEL



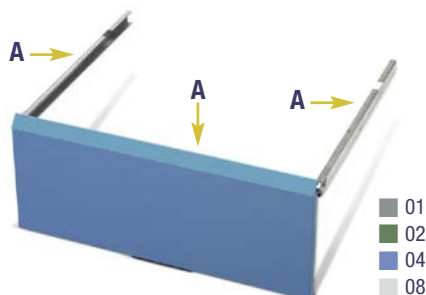
- 01
- 02
- 04



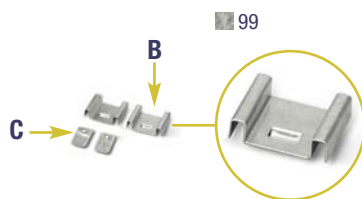
- This type of panel can be applied with an MDF top (see page A94) or with a multiplex worktop.
- Hooks see page C66

ORD. NO.	DIMENSIONS mm
F DF 7942 00 04	716x93x420 h
F DF 7970 00 04	716x93x700 h

FLAP DOOR



- 01
- 02
- 04
- 08



■ 99


ORD. NO.	REFERENCE
F AG 9530 00 04	A+(Cx2)

Flap door with 2 guides and 2 brackets to block the door with the lower drawer locked.


ORD. NO.	REFERENCE
F DA 9698 00 99	B

The order number includes just 1 piece. 2 pieces are needed for each door.

- The door can be closed by the edge of the lower drawer handle (ref. Y)




- The two stops (ref. B) must be used when the door is fitted along with the normal or full telescopic extension drawer (ref. Z). See photo ref. 5 page A79 to understand the usable internal volume.



- The two stops (ref. B) are not required when the door is fitted along with the adjustable shelf (ref. T) ORD. NO. F SR 1260 01 .. N. B. the drawer (ref. Y) must be normal extension.

RACK



ORD. NO.
C MV 99 126


Standard (600x150 mm) CD or DVD rack.  
**Warning:** The rack is supplied with length of 36 Eh (600 mm).

- Standard CD or DVD cases (142x10x125 mm) can be stored into the 175 mm h drawer (with 4 ORD. NO. C MV 99 126 racks). The cases can be stored with their spines facing upwards. The racks are supplied with a length of 36 Eh (600 mm).  
 Quantity of CD/DVD cases which can be stored in one drawer:  
 drawer 175 normal extension: 120 pcs.  
 drawer 175 full telescopic extension: 160 pcs.


- Standard CD or DVD cases (142x10x125 mm) can be stored into the 150 mm h drawer (with 4 ORD. NO. C MV 99 126 racks). The cases can be stored with their spines facing sideways. The racks are supplied with a length of 36 Eh (600 mm).  
 Quantity of CD/DVD cases which can be stored in one drawer:  
 drawer 150 normal extension: 120 pcs.  
 drawer 150 full telescopic extension: 160 pcs.




## CABINETS SERIES STANDARD G




ORD. NO.	FOR FRONT HEIGHTS
<b>F FH 2005 15 00</b>	50-300
Set including:	
16 Troughs	2 grooves
35 Plain partitions	73 mm




ORD. NO.	FOR FRONT HEIGHTS
<b>F FH 2005 16 00</b>	50-300
Set including:	
16 Troughs	3 grooves
50 Plain partitions	47 mm



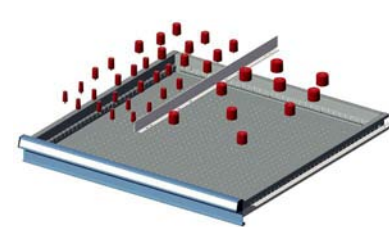
ORD. NO.	FOR FRONT HEIGHTS
<b>F FH 2005 17 00</b>	50-300
Set including:	
16 Troughs	4 grooves
65 Plain partitions	36 mm




ORD. NO.	FOR FRONT HEIGHTS
<b>F FH 2005 20 00</b>	50-300
Set including:	
4 Troughs	4 grooves
30 Plain partitions	36 mm
8 Troughs	3 grooves
20 Plain partitions	47 mm
4 Troughs	2 grooves
10 Plain partitions	73 mm




ORD. NO.	FOR FRONT HEIGHTS
<b>F FH 2005 21 00</b>	50-300
Set including:	
8 Troughs	4 grooves
24 Plain partitions	36 mm
8 Troughs	3 grooves
16 Plain partitions	47 mm



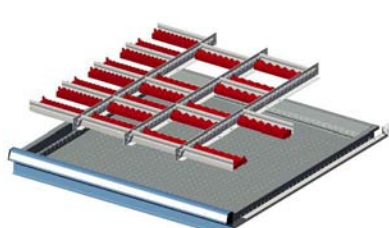
ORD. NO.	FOR FRONT HEIGHTS
<b>F FH 2005 19 00</b>	50-300
Set including:	
1 Plain partition	610 mm
10 Cutter holders	Ø 12,2 mm
10 Cutter holders	Ø 15,5 mm
10 Cutter holders	Ø 21,5 mm
5 Cutter holders	Ø 26,5 mm
5 Cutter holders	Ø 31,2 mm



ORD. NO.	FOR FRONT HEIGHTS
<b>F FH 2005 12 00</b>	50
<b>F FH 2007 12 00</b>	75
Set including:	
16 Plastic boxes	75x75 mm
16 Plastic boxes	150x75 mm
4 Plastic boxes	150x150 mm



ORD. NO.	FOR FRONT HEIGHTS
<b>F FH 2005 13 00</b>	50
<b>F FH 2007 13 00</b>	75
<b>F FH 2010 13 00</b>	100-125
Set including:	
16 Plastic boxes	150x75 mm
8 Plastic boxes	150x150 mm



ORD. NO.	FOR FRONT HEIGHTS
<b>F FH 2005 25 00</b>	50-300
Set including:	
3 Slotted partitions	610 mm
15 Plain partitions	149 mm
4 Angle trays	6 grooves
3 Angle trays	8 grooves
4 Angle trays	11 grooves

## INFO ■




■ Partitioning material: see page A180

[www.famispa.com](http://www.famispa.com)




LENGTH = 717 mm DEPTH = 726 mm (36x36 Eh)


## CABINETS SERIES STANDARD G



ORD. NO.	FOR FRONT HEIGHTS
<b>F FH 2005 05 00</b>	50
<b>F FH 2007 05 00</b>	75
<b>F FH 2010 05 00</b>	100-125
<b>F FH 2015 05 00</b>	150-175
<b>F FH 2020 05 00</b>	200-250
<b>F FH 2030 05 00</b>	300
Set including:	
1 Slotted partition	610 mm
2 Plain partitions	302 mm




ORD. NO.	FOR FRONT HEIGHTS
<b>F FH 2005 06 00</b>	50
<b>F FH 2007 06 00</b>	75
<b>F FH 2010 06 00</b>	100-125
<b>F FH 2015 06 00</b>	150-175
<b>F FH 2020 06 00</b>	200-250
<b>F FH 2030 06 00</b>	300
Set including:	
2 Slotted partitions	610 mm
3 Plain partitions	200 mm




ORD. NO.	FOR FRONT HEIGHTS
<b>F FH 2005 07 00</b>	50
<b>F FH 2007 07 00</b>	75
<b>F FH 2010 07 00</b>	100-125
<b>F FH 2015 07 00</b>	150-175
<b>F FH 2020 07 00</b>	200-250
Set including:	
3 Slotted partitions	610 mm
15 Plain partitions	149 mm




ORD. NO.	FOR FRONT HEIGHTS
<b>F FH 2005 22 00</b>	50
<b>F FH 2007 22 00</b>	75
<b>F FH 2010 22 00</b>	100-125
<b>F FH 2015 22 00</b>	150-175
<b>F FH 2020 22 00</b>	200-250
Set including:	
4 Plain partitions	610 mm




ORD. NO.	FOR FRONT HEIGHTS
<b>F FH 2005 23 00</b>	50
<b>F FH 2007 23 00</b>	75
<b>F FH 2010 23 00</b>	100-125
<b>F FH 2015 23 00</b>	150-175
<b>F FH 2020 23 00</b>	200-250
Set including:	
1 Slotted partition	610 mm
3 Plain partitions	455 mm
1 Plain partition	149 mm




ORD. NO.	FOR FRONT HEIGHTS
<b>F FH 2005 24 00</b>	50
<b>F FH 2007 24 00</b>	75
<b>F FH 2010 24 00</b>	100-125
<b>F FH 2015 24 00</b>	150-175
Set including:	
1 Slotted partition	610 mm
5 Plain partitions	405 mm
4 Plain partitions	98 mm



ORD. NO.	FOR FRONT HEIGHTS
<b>F FH 2005 08 00</b>	50
<b>F FH 2007 08 00</b>	75
<b>F FH 2010 08 00</b>	100-125
Set including:	
4 Slotted partitions	610 mm
12 Plain partitions	98 mm
9 Plain partitions	149 mm



ORD. NO.	FOR FRONT HEIGHTS
<b>F FH 2005 09 00</b>	50
<b>F FH 2007 09 00</b>	75
<b>F FH 2010 09 00</b>	100-125
<b>F FH 2015 09 00</b>	150-175
Set including:	
5 Slotted partitions	610 mm
20 Plain partitions	98 mm



ORD. NO.	FOR FRONT HEIGHTS
<b>F FH 2015 18 00</b>	150-175
<b>F FH 2020 18 00</b>	200-250
Set including:	
6 Cassette athena	300x200 mm

## ■ INFO


[www.famispa.com](http://www.famispa.com)

■ Partitioning material: see page A180



**ORD. NO. F BL 1020 00 00**  
Steel vice 130 mm




**ORD. NO. F AG 3040 S1 51**  
RAL 5012+7000



**ORD. NO. F AG L334 S1 51**  
RAL 5012+7000

45 EH (753 mm)



#### FLOOR FIXING SET



2x

- 2 "HILTI" plugs for concrete floors  $\geq$  to classes B25/RBK250/MPa 25 N/mm<sup>2</sup>
- Recommended traction of the plug: 2.9 KN
- Plug diameter:  $\varnothing$  6 mm

**ORD. NO. F AG 9204 00 99**

#### CABINET FLOOR FIXING SET

- Pair of spare galvanised brackets
- $\varnothing$  6 mm hole



**ORD. NO. F AG 9200 00 99**

#### CABINET ORD. NO.

##### F AG 3040 S1 51

- Complete with 8 drawers
- 1 multiplex worktop 40 mm thickness
- 1 plinth for transpallet
- Dimensions mm 870x750x1140 h**

Tools and partitioning material excluded

#### CABINET WITH WHEELS ORD. NO.

##### F AG L334 S1 51

- Complete with 7 drawers
- 1 MDF top with rubber covering
- Dimensions mm 945x727x1091 h**

RAL 7000 F. ....01

RAL 6011 F. ....02

RAL 5012 F. ....04

RAL 7035 F. ....08

#### SUPPLEMENTARY PARTS ■



■ Partitioning material: see page A104



- **Spare key.** Always indicate the number on the cylinder lock of the key to be replaced.

ORD. NO. R CSC 0002 00


- **Master key.** This type of key opens all the 45 and 46 series locks.

ORD. NO. R CSC 0001 00



LENGTH = 870 mm DEPTH = 726 mm (45x36 Eh)


CABINETS SERIES STANDARD GG



- A 50-S 50-S
- B 75-S 75-TT
- 75-S 75-TT
- 100-S 100-TT
- 100-S 100-TT
- 150-TT 150-TT
- 200-TT 200-TT

850 mm


ORD. NO.	TYPE
F AG 3034 01 04	A
F AG 3034 51 04	B
Cabinet with 7 drawers	
Dim. mm 870x726x850 h Central lock	



- A 75-S 75-TT
- B 75-S 75-TT
- 100-S 100-TT
- 100-S 100-TT
- 125-TT 125-TT
- 125-TT 125-TT
- 150-TT 150-TT

850 mm


ORD. NO.	TYPE
F AG 3034 02 04	A
F AG 3034 52 04	B
Cabinet with 7 drawers	
Dim. mm 870x726x850 h Central lock	



- A 75-S 75-TT
- B 75-S 75-TT
- 75-S 75-TT
- 100-S 100-TT
- 100-S 100-TT
- 100-S 100-TT
- 150-TT 150-TT

850 mm

ORD. NO.	TYPE
F AG 3034 03 04	A
F AG 3034 53 04	B
Cabinet with 8 drawers	
Dim. mm 870x726x850 h Central lock	



- A 75-S 75-TT
- B 75-S 75-TT
- 100-S 100-TT
- 150-TT 150-TT
- 150-TT 150-TT
- 150-TT 150-TT
- 200-TT 200-TT

1000 mm


ORD. NO.	TYPE
F AG 3040 02 04	A
F AG 3040 52 04	B
Cabinet with 7 drawers	
Dim. mm 870x726x1000 h Central lock	



- A 75-S 75-TT
- B 75-S 75-TT
- 100-S 100-TT
- 100-S 100-TT
- 100-S 100-TT
- 100-S 100-TT
- 150-TT 150-TT
- 200-TT 200-TT

1000 mm


ORD. NO.	TYPE
F AG 3040 04 04	A
F AG 3040 54 04	B
Cabinet with 8 drawers	
Dim. mm 870x726x1000 h Central lock	



- A 50-S 50-S
- B 50-S 50-S
- 50-S 50-S
- 75-S 75-TT
- 75-S 75-TT
- 100-S 100-TT
- 100-S 100-TT
- 150-TT 150-TT
- 200-TT 250-TT

1000 mm


ORD. NO.	TYPE
F AG 3040 05 04	A
F AG 3040 55 04	B
Cabinet with 9 drawers	
Dim. mm 870x726x1000 h Central lock	



- A 100-S 100-TT
- B 100-S 100-TT
- 100-S 100-TT
- 150-TT 150-TT
- 150-TT 150-TT
- 150-TT 150-TT
- 150-TT 150-TT
- 150-TT 150-TT
- 300-TT 300-TT

1450 mm


ORD. NO.	TYPE
F AG 3058 01 04	A
F AG 3058 51 04	B
Cabinet with 9 drawers	
Dim. mm 870x726x1450 h Central lock	



- A 150-TT
- B 150-TT
- 150-TT
- 150-TT
- 150-TT
- 150-TT
- 150-TT
- 150-TT
- 150-TT

1450 mm

ORD. NO.	TYPE
-	
F AG 3058 52 04	B
Cabinet with 9 drawers	
Dim. mm 870x726x1450 h Central lock	



- A 75-S 75-TT
- B 75-S 75-TT
- 75-S 75-TT
- 75-S 75-TT
- 100-S 100-TT
- 100-S 100-TT
- 100-S 100-TT
- 100-S 100-TT
- 100-S 100-TT
- 150-TT 150-TT
- 150-TT 150-TT
- 150-TT 150-TT

1450 mm

ORD. NO.	TYPE
F AG 3058 03 04	A
F AG 3058 53 04	B
Cabinet with 13 drawers	
Dim. mm 870x726x1450 h Central lock	

KEY

- RAL 7000 F. ....01
- RAL 6011 F. ....02
- RAL 5012 F. ....04
- RAL 7035 F. ....08



- The cabinets must be secured to the floor or to the wall.
- TT = telescopic full extension (100%)
- S = normal extension (87%)

Partitioning material: see page A104



LENGTH = 870 mm DEPTH = 726 mm (45x36 Eh)

CABINETS SERIES STANDARD GG



- A 50-S 50-S
- B 75-S 75-TT
- 75-S 75-TT
- 100-S 100-TT
- 100-S 100-TT
- 150-TT 150-TT
- 200-TT 200-TT



- A 75-S 75-TT
- B 75-S 75-TT
- 100-S 100-TT
- 100-S 100-TT
- 125-TT 125-TT
- 125-TT 125-TT
- 150-TT 150-TT



- A 75-S 75-TT
- B 75-S 75-TT
- 75-S 75-TT
- 75-S 75-TT
- 100-S 100-TT
- 100-S 100-TT
- 100-S 100-TT
- 150-TT 150-TT

ORD. NO.	TYPE
<b>F AG L334 01 04</b>	<b>A</b>
<b>F AG L334 51 04</b>	<b>B</b>
Cabinet with 7 drawers	
Cabinet load capacity: 600 kg	
Ø 160 mm elastic rubber wheels	
<b>Dimensions mm 945x727x1121 h</b>	
Central lock	

ORD. NO.	TYPE
<b>F AG L334 02 04</b>	<b>A</b>
<b>F AG L334 52 04</b>	<b>B</b>
Cabinet with 7 drawers	
Cabinet load capacity: 600 kg	
Ø 160 mm elastic rubber wheels	
<b>Dimensions mm 945x727x1121 h</b>	
Central lock	

ORD. NO.	TYPE
<b>F AG L334 03 04</b>	<b>A</b>
<b>F AG L334 53 04</b>	<b>B</b>
Cabinet with 8 drawers	
Cabinet load capacity: 600 kg	
Ø 160 mm elastic rubber wheels	
<b>Dimensions mm 945x727x1121 h</b>	
Central lock	



- A 100-S 100-TT
- B 100-S 100-TT
- 100-S 100-TT
- 100-S 100-TT
- 150-TT 150-TT
- 150-TT 150-TT
- 300-TT 300-TT



- A 75-S 75-TT
- B 75-S 75-TT
- 100-S 100-TT
- 150-TT 150-TT
- 150-TT 150-TT
- 150-TT 150-TT
- 200-TT 200-TT



- A 50-S 50-S
- B 75-S 75-TT
- 75-S 75-TT
- 75-S 75-TT
- 100-S 100-TT
- 100-S 100-TT
- 150-TT 150-TT
- 150-TT 150-TT
- 200-TT 200-TT


ORD. NO.	TYPE
<b>F AG L340 01 04</b>	<b>A</b>
<b>F AG L340 51 04</b>	<b>B</b>
Cabinet with 6 drawers	
Cabinet load capacity: 600 kg	
Ø 160 mm elastic rubber wheels	
<b>Dimensions mm 945x727x1271 h</b>	
Central lock	

ORD. NO.	TYPE
<b>F AG L340 02 04</b>	<b>A</b>
<b>F AG L340 52 04</b>	<b>B</b>
Cabinet with 7 drawers	
Cabinet load capacity: 600 kg	
Ø 160 mm elastic rubber wheels	
<b>Dimensions mm 945x727x1271 h</b>	
Central lock	

ORD. NO.	TYPE
<b>F AG L340 03 04</b>	<b>A</b>
<b>F AG L340 53 04</b>	<b>B</b>
Cabinet with 8 drawers	
Cabinet load capacity: 600 kg	
Ø 160 mm elastic rubber wheels	
<b>Dimensions mm 945x727x1271 h</b>	
Central lock	

RAL 7000 F. ....01 RAL 6011 F. ....02 RAL 5012 F. ....04 RAL 7035 F. ....08

KEY ■



■ Partitioning material: see page A104

■ The handles can be fitted towards the bottom thereby reducing the height by 38 mm.



- TT = telescopic full extension (100%)
- S = normal extension (87%)
- All indicated loads are net and refer to evenly distributed weights



LENGTH = 870 mm DEPTH = 726 mm (45x36 Eh)

CABINETS SERIES STANDARD GG

**CABINET WITH WHEELS****ORD. NO.****F AG L334 S1 51**complete with 7 drawers,  
1 MDF top with rubber covering**Dimensions mm 945x727x1091 h**

Tools and partitioning material excluded



■ RAL 5012 + ■ RAL 7000



■ RAL 5012 + ■ RAL 7000

**CABINET****ORD. NO.****F AG 3034 S1 51**

7 drawers

1 multiplex worktop 40 mm thickness

1 plinth for transpallet

**Dimensions mm 870x750x990 h**

Tools and partitioning material excluded

■ **INFO**

RAL 7000 F. ....01

RAL 6011 F. ....02

RAL 5012 F. ....04

RAL 7035 F. ....08

■ Partitioning  
material: see  
page A180
[www.famispa.com](http://www.famispa.com)

## CABINETS SERIES STANDARD GG

## EMPTY CABINETS

ORD. NO.	USABLE HEIGHT mm	LOAD CAPACITY kg	DIMENSIONS mm
F AG 3034 00 04	750	3100	870x726x850 h
F AG 3040 00 04	900	3100	870x726x1000 h
F AG 3058 00 04	1350	3100	870x726x1450 h



## SPARE LOCK

ORD. NO. R CSR 0003 00  
for cabinet


■ 01 ■ 02 ■ 04 ■ 08

■ The cabinets must be secured to the floor or to the wall. If the cabinets are stacked they must be secured to the wall and their load capacity must be divided by 2. Further information for fixing set see page A98.

## NORMAL EXTENSION DRAWERS (S)

ORD. NO.	FRONT HEIGHT mm	LOAD CAPACITY kg	USABLE DIMENSIONS mm
F FG 3005 00 04	50	60	753x600x36 h
F FG 3007 00 04	75	80	753x600x61 h
F FG 3010 00 04	100	100	753x600x86 h

Normal extension (87%)



■ 01  
■ 02  
■ 04  
■ 08

■ Partitioning material: see page A104-A105

## FULL TELESCOPIC EXTENSION DRAWERS (TT)

ORD. NO.	FRONT HEIGHT mm	LOAD CAPACITY kg	USABLE DIMENSIONS mm
F FG 3107 00 04	75	200	753x600x54 h
F FG 3110 00 04	100	200	753x600x79 h
F FG 3112 00 04	125	200	753x600x104 h
F FG 3115 00 04	150	200	753x600x129 h
F FG 3120 00 04	200	200	753x600x179 h
F FG 3125 00 04	250	200	753x600x229 h
F FG 3130 00 04	300	200	753x600x279 h

Full telescopic extension (100%)



■ 01  
■ 02  
■ 04  
■ 08

■ Partitioning material: see page A104-A105

## NORMAL EXTENSION SHELVES (PE-S)

ORD. NO.	SIDE HEIGHT mm	LOAD CAPACITY kg	USABLE DIMENSIONS mm
F FG 8030 00 04	-	100	763x610

Normal extension (87%)



■ 01  
■ 02  
■ 04  
■ 08

## FULL TELESCOPIC EXTENSION SHELVES (PE-TT)

ORD. NO.	SIDE HEIGHT mm	LOAD CAPACITY kg	USABLE DIMENSIONS mm
F FG 8130 00 04	-	200	763x610

Full telescopic extension (100%)

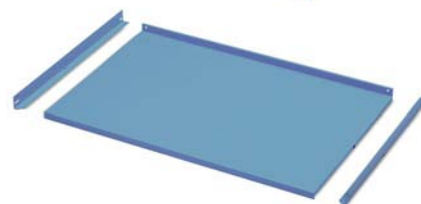


■ 01  
■ 02  
■ 04  
■ 08

## ADJUSTABLE SHELVES

ORD. NO.	SIDE HEIGHT mm	LOAD CAPACITY kg	USABLE DIMENSIONS mm
F SR 1265 01 04	25	100	814x618



Without extension system



■ 01  
■ 02  
■ 04  
■ 08

RAL 7000 F. ....01 RAL 6011 F. ....02 RAL 5012 F. ....04 RAL 7035 F. ....08

## KEY ■



■ All indicated loads are net and refer to evenly distributed weights



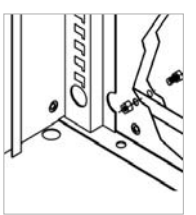
LENGTH = 870 mm DEPTH = 726 mm (45x36 Eh)

CABINETS SERIES STANDARD GG

**CABINET TO CABINET FIXING**

■ The article includes:  
4 M8 nuts and bolts

**ORD. NO. F AG 9202 00 99**



**TWO SIDED ADHESIVE TAPE**

**ORD. NO.**

**R CMV 0025 00**

width 15 mm, length 50 metri



**TOP SHELF**

**ORD. NO.**

**F AG 9006 01 07**

**DIMENSIONS mm**

**870x726x20 h**

oil-resistant rubber cover top with 3 edges



**PLINTHS**

**ORD. NO.**

**F RR 0087 00 07**

Plinths height 50 mm



**PLINTHS FOR TRANSPALLET**

**ORD. NO.**

**F RR 0235 00 07** Plinths height 100 mm

**F RR 0408 00 07** Facing piece



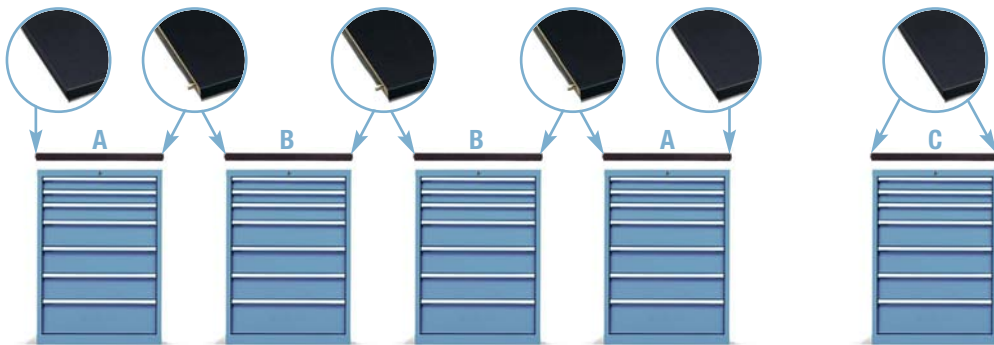
**PLINTHS FOR FORK LIFT TRUCK**

**ORD. NO.**

**F RR 0230 00 07** Pair of plinths height 60 mm

**F RR 0407 00 07** Facing piece

**UPPER MDF TOP WITH RUBBER COVERING DIMENSIONS 871x726x31,5 mm H**




**ORD. NO. F UZ 9999 00 00**

Drilling of the cabinet upper shelf for the MDF top fixing.



Detail of oil-resistant rubber



**ORD. NO.**

**F UZ 3230 11 07**

MDF top with rubber covering

Side profile

For end cabinets

Oil-resistant rubber mat




**ORD. NO.**

**F UZ 3230 12 07**

MDF top with rubber covering

No side profile

For additional central cabinets Oil-resist. rubber mat



**ORD. NO.**

**F UZ 3230 13 07**

MDF top with rubber covering

2 side profiles

For single cabinet

Oil-resistant rubber mat

■ **INFO**

RAL 7000 F. ....01

RAL 6011 F. ....02

RAL 5012 F. ....04

RAL 7035 F. ....08



www.famispacom





CABINETS SERIES STANDARD GG

**CABINETS PREPARED FOR WHEELS**

Cabinets prepared for wheels including: wheel plate, 4 edged top with oil-resistant rubber, 2 steel handles covered with shock-resistant rubber, cylinder lock with 2 keys, anti-tilt rod.

- 01
- 02
- 04
- 08




**ORD. NO.**

**F AG 0334 00 04**

Overall dim. mm:  
**945x727x917 h** without wheels  
 \*Wheel plate thickness

- 01
- 02
- 04
- 08



**ORD. NO.**

**F AG 0340 00 04**

Overall dim. mm:  
**945x727x1067 h** without wheels  
 \*Wheel plate thickness



■ The single drawer opening system **ORD. NO. F DD 9400 00 07** must be applied to all drawers of mobile cabinets.

■ Other types of wheels see page A52

**ELASTIC RUBBER SWIVEL WHEEL WITH BRAKE**

ORD. NO.	Ø mm	CABINET LOAD CAPACITY	C mm
<b>C RG DCE15 160</b>	160	600 kg	204

**ELASTIC RUBBER FIXED WHEEL**




ORD. NO.	Ø mm	CABINET LOAD CAPACITY	C mm
<b>C RG BCE15 160</b>	160	600 kg	204

**NYLON SWIVEL WHEEL WITH BRAKE**

ORD. NO.	Ø mm	CABINET LOAD CAPACITY	C mm
<b>C RN DAD04 160</b>	160	600 kg	204

**NYLON FIXED WHEEL**

ORD. NO.	Ø mm	CABINET LOAD CAPACITY	C mm
<b>C RN BAD04 160</b>	160	600 kg	204



ORD. NO.	FOR FRONT HEIGHTS
<b>F FH 2005 22 00</b>	50
<b>F FH 2007 22 00</b>	75
<b>F FH 2010 22 00</b>	100-125
<b>F FH 2015 22 00</b>	150-175
<b>F FH 2020 22 00</b>	200-250
Set including:	
4 Plain partitions	610 mm

ORD. NO.	FOR FRONT HEIGHTS
<b>F FH 3010 02 00</b>	100-125
<b>F FH 3015 02 00</b>	150-175
<b>F FH 3020 02 00</b>	200-250
<b>F FH 3030 02 00</b>	300
Set including:	
2 Slotted partitions	610 mm
8 Plain partitions	251 mm

ORD. NO.	FOR FRONT HEIGHTS
<b>F FH 3007 03 00</b>	75
<b>F FH 3010 03 00</b>	100-125
<b>F FH 3015 03 00</b>	150-175
<b>F FH 3020 03 00</b>	200-250
<b>F FH 3030 03 00</b>	300
Set including:	
4 Slotted partitions	610 mm
21 Plain partitions	149 mm

- RAL 7000 F. ....01
- RAL 6011 F. ....02
- RAL 5012 F. ....04
- RAL 7035 F. ....08

**KEY ■**



■ Partitioning material: see page A180

■ The handles can be fitted towards the bottom thereby reducing the height by 38 mm.




■ All indicated loads are net and refer to evenly distributed weights




LENGTH = 870 mm DEPTH = 726 mm (45x36 Eh)


## CABINETS SERIES STANDARD GG




ORD. NO.	FOR FRONT HEIGHTS
<b>F FH 3007 04 00</b>	75
<b>F FH 3010 04 00</b>	100-125
<b>F FH 3015 04 00</b>	150-175
<b>F FH 3020 04 00</b>	200-250
<b>F FH 3030 04 00</b>	300
Set including:	
3 Slotted partitions	610 mm
5 Plain partitions	149 mm
10 Plain partitions	200 mm




ORD. NO.	FOR FRONT HEIGHTS
<b>F FH 3005 05 00</b>	50
<b>F FH 3007 05 00</b>	75
<b>F FH 3010 05 00</b>	100-125
Set including:	
5 Slotted partitions	610 mm
15 Plain partitions	98 mm
5 Plain partitions	149 mm




ORD. NO.	FOR FRONT HEIGHTS
<b>F FH 3005 06 00</b>	50
<b>F FH 3007 06 00</b>	75
<b>F FH 3010 06 00</b>	100-125
Set including:	
6 Slotted partitions	610 mm
24 Plain partitions	98 mm
1 Plain partition	149 mm




ORD. NO.	FOR FRONT HEIGHTS
<b>F FH 3005 07 00</b>	50
<b>F FH 3007 07 00</b>	75
Set including:	
20 Plastic boxes	75x75 mm
20 Plastic boxes	150x75 mm
5 Plastic boxes	150x150 mm




ORD. NO.	FOR FRONT HEIGHTS
<b>F FH 3005 08 00</b>	50
<b>F FH 3007 08 00</b>	75
<b>F FH 3010 08 00</b>	100-125
Set including:	
20 Plastic boxes	150x75 mm
10 Plastic boxes	150x150 mm




ORD. NO.	FOR FRONT HEIGHTS
<b>F FH 3005 09 00</b>	50
<b>F FH 3007 09 00</b>	75
<b>F FH 3010 09 00</b>	100-125
Set including:	
20 Plastic boxes	150x150 mm



ORD. NO.	FOR FRONT HEIGHTS
<b>F FH 3005 10 00</b>	50-300
Set including:	
20 Troughs	4 grooves
135 Plain partitions	36 mm



ORD. NO.	FOR FRONT HEIGHTS
<b>F FH 3005 12 00</b>	50-300
Set including:	
20 Troughs	3 grooves
100 Plain partitions	47 mm



ORD. NO.	FOR FRONT HEIGHTS
<b>F FH 3005 14 00</b>	50-300
Set including:	
20 Troughs	2 grooves
70 Plain partitions	73 mm

## ■ INFO


[www.famispa.com](http://www.famispa.com)

■ Partitioning material: see page A180





**ORD. NO. F AG 4040 S1 08**  
RAL 7035

**ORD. NO. F AG L434 04 2Y**  
RAL 3020

54 EH (906 mm)

27 EH (447 mm)

#### FLOOR FIXING SET



2x

- 2 "HILTI" plugs for concrete floors  $\geq$  to classes B25/RBK250/MPa 25 N/mm<sup>2</sup>
- Recommended traction of the plug: 2.9 KN
- Plug diameter:  $\varnothing$  6 mm

**ORD. NO. F AG 9204 00 99**

#### CABINET FLOOR FIXING SET

- Pair of spare galvanised brackets
- $\varnothing$  6 mm hole



**ORD. NO. F AG 9200 00 99**

#### CABINET

##### ORD. NO.

#### F AG 4040 S1 08

Complete with 6 drawers,  
1 MDF top with rubber covering

**Dimensions mm 1023x573x1030 h**

Tools and partitioning material  
excluded

#### CABINET WITH WHEELS

##### ORD. NO.

#### F AG L434 04 2Y

Complete with 5 drawers

**Dimensions mm 1098x574x1121 h**

RAL 7000 F. ....01

RAL 6011 F. ....02

RAL 5012 F. ....04

RAL 7035 F. ....08

#### SUPPLEMENTARY PARTS ■



- Partitioning material: see page A113



- **Spare key.** Always indicate the number on the cylinder lock of the key to be replaced.

ORD. NO. R CSC 0002 00

- **Master key.** This type of key opens all the 45 and 46 series locks.

ORD. NO. R CSC 0001 00




LENGTH = 1023 mm DEPTH = 573 mm (54x27 Eh)


CABINETS SERIES STANDARD GF



ORD. NO.	TYPE
<b>F AG 4034 01 04</b>	<b>A</b>
<b>F AG 4034 51 04</b>	<b>B</b>
Cabinet with 5 drawers	
Dim. mm 1023x573x850 h Central lock	



ORD. NO.	TYPE
<b>F AG 4034 02 04</b>	<b>A</b>
<b>F AG 4034 52 04</b>	<b>B</b>
Cabinet with 6 drawers	
Dim. mm 1023x573x850 h Central lock	



ORD. NO.	TYPE
<b>F AG 4034 03 04</b>	<b>A</b>
<b>F AG 4034 53 04</b>	<b>B</b>
Cabinet with 7 drawers	
Dim. mm 1023x573x850 h Central lock	



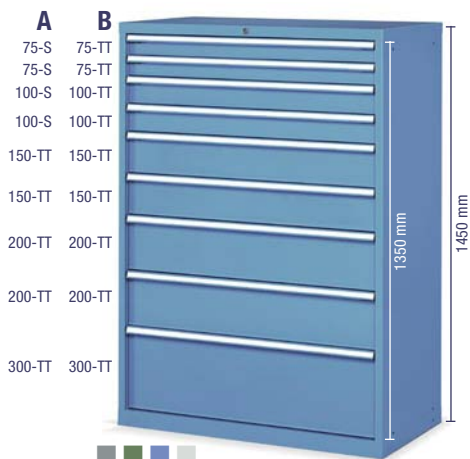
ORD. NO.	TYPE
<b>F AG 4040 06 04</b>	<b>A</b>
<b>F AG 4040 56 04</b>	<b>B</b>
Cabinet with 7 drawers	
Dim. mm 1023x573x1000 h Central lock	




ORD. NO.	TYPE
<b>F AG 4040 02 04</b>	<b>A</b>
<b>F AG 4040 52 04</b>	<b>B</b>
Cabinet with 8 drawers	
Dim. mm 1023x573x1000 h Central lock	




ORD. NO.	TYPE
<b>F AG 4040 03 04</b>	<b>A</b>
<b>F AG 4040 53 04</b>	<b>B</b>
Cabinet with 9 drawers	
Dim. mm 1023x573x1000 h Central lock	



ORD. NO.	TYPE
<b>F AG 4058 01 04</b>	<b>A</b>
<b>F AG 4058 51 04</b>	<b>B</b>
Cabinet with 9 drawers	
Dimensions mm 1023x573x1450 h Central lock	



ORD. NO.	TYPE
<b>F AG 4058 05 04</b>	<b>A</b>
<b>F AG 4058 55 04</b>	<b>B</b>
Cabinet with 10 drawers	
Dimensions mm 1023x573x1450 h Central lock	



ORD. NO.	TYPE
<b>F AG 4058 08 04</b>	<b>A</b>
<b>F AG 4058 58 04</b>	<b>B</b>
Cabinet with 2 retractable shelves, 1 adjust. shelf	
Dimensions mm 1023x573x1450 h Without lock, with anti-tilt rod	

KEY

RAL 7000 F. ....01 RAL 6011 F. ....02 RAL 5012 F. ....04 RAL 7035 F. ....08



- TT = telescopic full extension (100%)
- PE-TT = full telescopic retractable shelf (100%)
- S = normal extension (87%)
- PE-S = normal retractable shelf (87%)
- PR = height adjustable shelf

■ The cabinets must be secured to the floor or to the wall

■ Partitioning material: see page A113



LENGTH = 1023 mm DEPTH = 573 mm (54x27 Eh)

CABINETS SERIES STANDARD GF



ORD. NO.

TYPE

ORD. NO.	TYPE
—	
<b>F AG S434 53 04</b>	<b>B</b>
Cabinet with 4 drawers	
Cabinet load capacity: 370 kg	
Ø 125 mm elastic rubber wheels	
<b>Dimensions mm 1098x574x1077 h</b>	
Central lock	

ORD. NO.

TYPE

ORD. NO.	TYPE
<b>F AG S434 04 04</b>	<b>A</b>
<b>F AG S434 54 04</b>	<b>B</b>
Cabinet with 5 drawers	
Cabinet load capacity: 370 kg	
Ø 125 mm elastic rubber wheels	
<b>Dimensions mm 1098x574x1077 h</b>	
Central lock	

ORD. NO.

TYPE

ORD. NO.	TYPE
<b>F AG S434 05 04</b>	<b>A</b>
<b>F AG S434 55 04</b>	<b>B</b>
Cabinet with 6 drawers	
Cabinet load capacity: 370 kg	
Ø 125 mm elastic rubber wheels	
<b>Dimensions mm 1098x574x1077 h</b>	
Central lock	




ORD. NO.	TYPE
<b>F AG S440 01 04</b>	<b>A</b>
<b>F AG S440 51 04</b>	<b>B</b>
Cabinet with 6 drawers	
Cabinet load capacity: 370 kg	
Ø 125 mm elastic rubber wheels	
<b>Dimensions mm 1098x574x1227 h</b>	
Central lock	



ORD. NO.	TYPE
<b>F AG S440 02 04</b>	<b>A</b>
<b>F AG S440 52 04</b>	<b>B</b>
Cabinet with 7 drawers	
Cabinet load capacity: 370 kg	
Ø 125 mm elastic rubber wheels	
<b>Dimensions mm 1098x574x1227 h</b>	
Central lock	

RAL 7000 F, .....01 RAL 6011 F, .....02 RAL 5012 F, .....04 RAL 7035 F, .....08

KEY ■



■ Partitioning material: see page A113

■ The handles can be fitted towards the bottom thereby reducing the height by 38 mm.



- TT = telescopic full extension (100%)
- S = normal extension (87%)
- All indicated loads are net and refer to evenly distributed weights



LENGTH = 1023 mm DEPTH = 573 mm (54x27 Eh)

CABINETS SERIES STANDARD GF

**CABINET WITH WHEELS****ORD. NO.****F AG L434 S1 2Y**complete with 5 drawers,  
1 MDF top with rubber covering**Dimensions mm 1098x574x1091 h**

Tools and partitioning material excluded



■ RAL 3020



■ RAL 7035

**CABINET****ORD. NO.****F AG 4040 S2 08**

6 drawers

1 rubber cover top with 3 edges

1 plinth for transpallet

**Dimensions mm 1023x573x1120 h**

Tools and partitioning material excluded

■ **INFO**

RAL 7000 F. ....01

RAL 6011 F. ....02

RAL 5012 F. ....04

RAL 7035 F. ....08

■ Partitioning  
material: see  
page A180
[www.famispa.com](http://www.famispa.com)


## CABINETS SERIES STANDARD GF

## EMPTY CABINETS

ORD. NO.	USABLE HEIGHT mm	LOAD CAPACITY kg	DIMENSIONS mm
F AG 4034 00 04	750	3100	1023x573x850 h
F AG 4040 00 04	900	3100	1023x573x1000 h
F AG 4058 00 04	1350	3100	1023x573x1450 h



## SPARE LOCK

ORD. NO. R CSR 0003 00  
for cabinet

■ 01 ■ 02 ■ 04 ■ 08

■ The cabinets must be secured to the floor or to the wall. If the cabinets are stacked they must be secured to the wall and their load capacity must be divided by 2. Further information for fixing set see page A106.

## NORMAL EXTENSION DRAWERS (S)

ORD. NO.	FRONT HEIGHT mm	LOAD CAPACITY kg	USABLE DIMENSIONS mm
F FG 4005 00 04	50	60	906x447x36 h
F FG 4007 00 04	75	80	906x447x61 h
F FG 4010 00 04	100	100	906x447x86 h
F FG 4012 00 04	125	100	906x447x111 h

Normal extension (87%)



■ 01  
■ 02  
■ 04  
■ 08

Partitioning material: see page A113

## FULL TELESCOPIC EXTENSION DRAWERS (TT)

ORD. NO.	FRONT HEIGHT mm	LOAD CAPACITY kg	USABLE DIMENSIONS mm
F FG 4107 00 04	75	150	906x447x54 h
F FG 4110 00 04	100	150	906x447x79 h
F FG 4112 00 04	125	150	906x447x104 h
F FG 4115 00 04	150	150	906x447x129 h
F FG 4120 00 04	200	150	906x447x179 h
F FG 4125 00 04	250	150	906x447x229 h
F FG 4130 00 04	300	150	906x447x279 h

Full telescopic extension (100%)




■ 01  
■ 02  
■ 04  
■ 08

■ Partitioning material: see page A113

## NORMAL EXTENSION SHELVES (PE-S)

ORD. NO.	SIDE HEIGHT mm	LOAD CAPACITY kg	USABLE DIMENSIONS mm
F FG 8040 00 04	-	100	916x457

Normal extension (87%)




■ 01  
■ 02  
■ 04  
■ 08

## FULL TELESCOPIC EXTENSION SHELVES (PE-TT)

ORD. NO.	SIDE HEIGHT mm	LOAD CAPACITY kg	USABLE DIMENSIONS mm
F FG 8140 00 04	-	150	916x457

Full telescopic extension (100%)

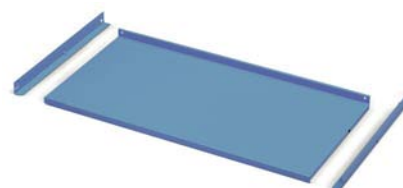


■ 01  
■ 02  
■ 04  
■ 08

## ADJUSTABLE SHELVES

ORD. NO.	SIDE HEIGHT mm	LOAD CAPACITY kg	USABLE DIMENSIONS mm
F SR 1220 01 04	25	100	967x465

Without extension system



■ 01  
■ 02  
■ 04  
■ 08

RAL 7000 F. ....01 RAL 6011 F. ....02 RAL 5012 F. ....04 RAL 7035 F. ....08

## KEY

■ All indicated loads are net and refer to evenly distributed weights



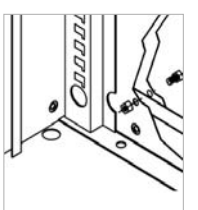
LENGTH = 1023 mm DEPTH = 573 mm (54x27 Eh)

CABINETS SERIES STANDARD GF

**CABINET TO CABINET FIXING**

■ The article includes:  
4 M8 nuts and bolts

ORD. NO. F AG 9202 00 99



**TWO SIDED ADHESIVE TAPE**

ORD. NO.

R CMV 0025 00

width 15 mm, length 50 metres



■ 07

**TOP SHELF**

ORD. NO.

DIMENSIONS mm

F AG 9009 01 07

1023x573x20 h

oil-resistant rubber cover top with 3 edges



■ 07

**PLINTHS**

ORD. NO.

F RR 0090 00 07

Plinths height 50 mm



■ 07

**PLINTHS FOR TRANSPALLET**

ORD. NO.

F RR 0205 00 07 Plinths height 100 mm

F RR 0415 00 07 Facing piece



■ 07

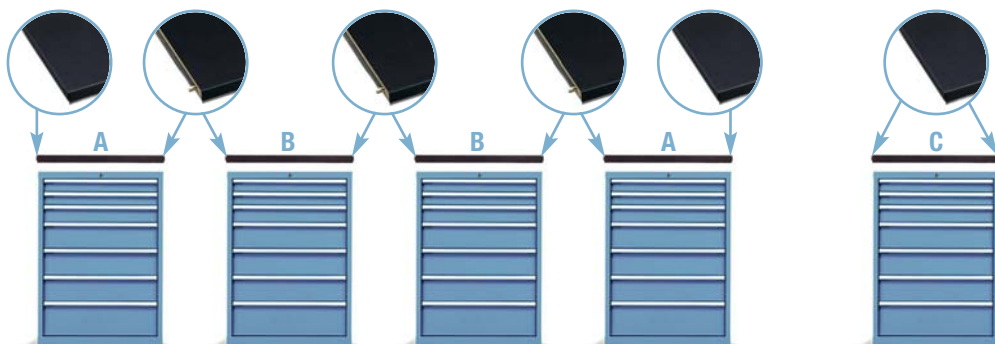
**PLINTHS FOR FORK LIFT TRUCK**

ORD. NO.

F RR 0200 00 07 Pair of plinths height 60 mm

F RR 0410 00 07 Facing piece

**UPPER MDF TOP WITH RUBBER COVERING DIMENSIONS 1024x573x31,5 mm H**



ORD. NO. F UZ 9999 00 00

Drilling of the cabinet upper shelf for the MDF top fixing.



Detail of the oil-resistant rubber



■ 07

A

ORD. NO.

F UZ 3090 11 07

MDF top with rubber covering

Side profile

For end cabinets

Oil-resistant rubber mat



■ 07

B

ORD. NO.

F UZ 3090 12 07

MDF top with rubber covering

No side profile

For additional central cabinets Oil-resist. rubber mat



■ 07

C

ORD. NO.

F UZ 3090 13 07

MDF top with rubber covering

2 side profiles

For single cabinet

Oil-resistant rubber mat

■ INFO

RAL 7000 F. ....01

RAL 6011 F. ....02

RAL 5012 F. ....04

RAL 7035 F. ....08



www.famispa.com






CABINETS SERIES STANDARD GF

**CABINETS PREPARED FOR WHEELS**

Cabinets prepared for wheels including: wheel plate, 4 edged top with oil-resistant rubber, 2 steel handles covered with shock-resistant rubber, cylinder lock with 2 keys, anti-tilt rod.

- 01
- 02
- 04
- 08



- 01
- 02
- 04
- 08



■ The single drawer opening system **ORD. NO. F DD 9400 00 07** must be applied to all drawers of mobile cabinets.

**ORD. NO.**  
**F AG 0434 00 04**  
 Overall dim. mm:  
**1098x574x917 h** without wheels  
 \*Wheel plate thickness

**ORD. NO.**  
**F AG 0440 00 04**  
 Overall dim. mm:  
**1098x574x1067 h** without wheels  
 \*Wheel plate thickness

■ Other types of wheels see page **A52**

**ELASTIC RUBBER SWIVEL WHEEL WITH BRAKE**  
**ORD. NO.**      Ø mm      CABINET LOAD CAPACITY      C mm  
**C RG DCE15 125**      125      370 kg      160


**ELASTIC RUBBER FIXED WHEEL**  
**ORD. NO.**      Ø mm      CABINET LOAD CAPACITY      C mm  
**C RG BCE15 125**      125      370 kg      160

**NYLON SWIVEL WHEEL WITH BRAKE**  
**ORD. NO.**      Ø mm      CABINET LOAD CAPACITY      C mm  
**C RN DAD11 125**      125      370 kg      160

**NYLON FIXED WHEEL**  
**ORD. NO.**      Ø mm      CABINET LOAD CAPACITY      C mm  
**C RN BAD11 125**      125      370 kg      160

- RAL 7000 F. ....01
- RAL 6011 F. ....02
- RAL 5012 F. ....04
- RAL 7035 F. ....08

**KEY ■**




■ The handles can be fitted towards the bottom thereby reducing the height by 38 mm.

■ All indicated loads are net and refer to evenly distributed weights


LENGTH = 1023 mm DEPTH = 573 mm (54x27 Eh)

## CABINETS SERIES STANDARD GF



ORD. NO.	FOR FRONT HEIGHTS
----------	-------------------

<b>F FH 4005 12 00</b>	50-300
Set including:	
6 Troughs	4 grooves
15 Plain partitions	36 mm
6 Troughs	3 grooves
10 Plain partitions	47 mm
6 Troughs	2 grooves
6 Plain partitions	73 mm




ORD. NO.	FOR FRONT HEIGHTS
----------	-------------------

<b>F FH 4005 15 00</b>	50-300
Set including:	
12 Troughs	4 grooves
30 Plain partitions	36 mm
6 Troughs	3 grooves
10 Plain partitions	47 mm




ORD. NO.	FOR FRONT HEIGHTS
----------	-------------------

<b>F FH 4005 01 00</b>	50
<b>F FH 4007 01 00</b>	75
<b>F FH 4010 01 00</b>	100-125
<b>F FH 4015 01 00</b>	150-175
<b>F FH 4020 01 00</b>	200-250
<b>F FH 4030 01 00</b>	300
Set including:	
2 Plain partitions	914 mm




ORD. NO.	FOR FRONT HEIGHTS
----------	-------------------

<b>F FH 4005 03 00</b>	50
<b>F FH 4007 03 00</b>	75
<b>F FH 4010 03 00</b>	100-125
<b>F FH 4015 03 00</b>	150-175
<b>F FH 4020 03 00</b>	200-250
Set including:	
5 Slotted partitions	455 mm
12 Plain partitions	149 mm




ORD. NO.	FOR FRONT HEIGHTS
----------	-------------------

<b>F FH 4005 04 00</b>	50
<b>F FH 4007 04 00</b>	75
<b>F FH 4010 04 00</b>	100-125
<b>F FH 4015 04 00</b>	150-175
<b>F FH 4020 04 00</b>	200-250
Set including:	
4 Plain partitions	455 mm




ORD. NO.	FOR FRONT HEIGHTS
----------	-------------------

<b>F FH 4005 05 00</b>	50
<b>F FH 4007 05 00</b>	75
<b>F FH 4010 05 00</b>	100-125
<b>F FH 4015 05 00</b>	150-175
<b>F FH 4020 05 00</b>	200-250
Set including:	
4 Slotted partitions	455 mm
2 Plain partitions	149 mm
3 Plain partitions	200 mm




ORD. NO.	FOR FRONT HEIGHTS
----------	-------------------

<b>F FH 4005 11 00</b>	50
<b>F FH 4007 11 00</b>	75
<b>F FH 4010 11 00</b>	100-125
Set including:	
18 Plastic boxes	150x150 mm



ORD. NO.	FOR FRONT HEIGHTS
----------	-------------------

<b>F FH 4005 13 00</b>	50
<b>F FH 4007 13 00</b>	75
<b>F FH 4010 13 00</b>	100-125
Set including:	
12 Plastic boxes	150x75 mm
12 Plastic boxes	150x150 mm




ORD. NO.	FOR FRONT HEIGHTS
----------	-------------------

<b>F FH 4005 16 00</b>	50
<b>F FH 4007 16 00</b>	75
Set including:	
20 Plastic boxes	75x75 mm
14 Plastic boxes	150x75 mm
6 Plastic boxes	150x150 mm

## ■ INFO


[www.famispa.com](http://www.famispa.com)

■ Partitioning material: see page A180



## CABINETS SERIES STANDARD GB



**ORD. NO. F AG 5040 S1 08**  
RAL 7035

**ORD. NO. F AG L534 S1 50**  
RAL 7035+5012

54 EH (906 mm)

36 EH (600 mm)

### FLOOR FIXING SET



2x

- 2 "HILTI" plugs for concrete floors  $\geq$  to classes B25/RBK250/MPA 25 N/mm<sup>2</sup>
- Recommended traction of the plug: 2.9 KN
- Plug diameter:  $\varnothing$  6 mm

**ORD. NO. F AG 9204 00 99**

### CABINET FLOOR FIXING SET

- Pair of spare galvanised brackets
- $\varnothing$  6 mm hole



**ORD. NO. F AG 9200 00 99**

### CABINET

#### ORD. NO.

#### F AG 5040 S1 08

Complete with 6 drawers,  
1 rubber cover top with 3 edges

**Dimensions mm 1023x726x1020 h**

Tools and partitioning material  
excluded

### CABINET WITH WHEELS

#### ORD. NO.

#### F AG L534 S1 50

Complete with 5 drawers,  
1 multiplex worktop 40 mm thickness

**Dimensions mm 1098x750x1101 h**

RAL 7000 F. ....01

RAL 6011 F. ....02

RAL 5012 F. ....04

RAL 7035 F. ....08

## SUPPLEMENTARY PARTS ■



■ Partitioning material: see page A113



- **Spare key.** Always indicate the number on the cylinder lock of the key to be replaced.

ORD. NO. R CSC 0002 00

- **Master key.** This type of key opens all the 45 and 46 series locks.

ORD. NO. R CSC 0001 00



LENGTH = 1023 mm DEPTH = 726 mm (54x36 Eh)

CABINETS SERIES STANDARD GB



- |          |          |
|----------|----------|
| <b>A</b> | <b>B</b> |
| 100-S    | 100-TT   |
| 150-TT   | 150-TT   |
| 150-TT   | 150-TT   |
| 150-TT   | 150-TT   |
| 200-TT   | 200-TT   |

750 mm  
850 mm

ORD. NO.	TYPE
<b>F AG 5034 04 04</b>	<b>A</b>
<b>F AG 5034 54 04</b>	<b>B</b>
Cabinet with 5 drawers	
Dimensions mm 1023x726x850 h	
Central lock	



- |          |          |
|----------|----------|
| <b>A</b> | <b>B</b> |
| 100-S    | 100-TT   |
| 100-S    | 100-TT   |
| 100-S    | 100-TT   |
| 150-TT   | 150-TT   |
| 300-TT   | 300-TT   |

750 mm  
850 mm

ORD. NO.	TYPE
<b>F AG 5034 07 04</b>	<b>A</b>
<b>F AG 5034 57 04</b>	<b>B</b>
Cabinet with 5 drawers	
Dimensions mm 1023x726x850 h	
Central lock	



- |          |          |
|----------|----------|
| <b>A</b> | <b>B</b> |
| 75-S     | 75-TT    |
| 75-S     | 75-TT    |
| 100-S    | 100-TT   |
| 100-S    | 100-TT   |
| 150-TT   | 150-TT   |
| 250-TT   | 250-TT   |

750 mm  
850 mm



- |          |          |
|----------|----------|
| <b>A</b> | <b>B</b> |
| 50-S     | 50-S     |
| 75-S     | 75-TT    |
| 75-S     | 75-TT    |
| 100-S    | 100-TT   |
| 100-S    | 100-TT   |
| 150-TT   | 150-TT   |
| 200-TT   | 200-TT   |

750 mm  
850 mm

ORD. NO.	TYPE
<b>F AG 5034 08 04</b>	<b>A</b>
<b>F AG 5034 58 04</b>	<b>B</b>
Cabinet with 6 drawers	
Dimensions mm 1023x726x850 h	
Central lock	

ORD. NO.	TYPE
<b>F AG 5034 09 04</b>	<b>A</b>
<b>F AG 5034 59 04</b>	<b>B</b>
Cabinet with 7 drawers	
Dimensions mm 1023x726x850 h	
Central lock	



- |          |          |
|----------|----------|
| <b>A</b> | <b>B</b> |
| 75-S     | 75-TT    |
| 75-S     | 75-TT    |
| 100-S    | 100-TT   |
| 150-TT   | 150-TT   |
| 150-TT   | 150-TT   |
| 150-TT   | 150-TT   |
| 200-TT   | 200-TT   |

900 mm  
1000 mm



- |          |          |
|----------|----------|
| <b>A</b> | <b>B</b> |
| 75-S     | 75-TT    |
| 75-S     | 75-TT    |
| 100-S    | 100-TT   |
| 100-S    | 100-TT   |
| 100-S    | 100-TT   |
| 100-S    | 100-TT   |
| 150-TT   | 150-TT   |
| 200-TT   | 200-TT   |

750 mm  
1000 mm

ORD. NO.	TYPE
<b>F AG 5040 11 04</b>	<b>A</b>
<b>F AG 5040 61 04</b>	<b>B</b>
Cabinet with 7 drawers	
Dimensions mm 1023x726x1000 h	
Central lock	

ORD. NO.	TYPE
<b>F AG 5040 05 04</b>	<b>A</b>
<b>F AG 5040 02 04</b>	<b>B</b>
Cabinet with 8 drawers	
Dimensions mm 1023x726x1000 h	
Central lock	

KEY



- TT = telescopic full extension (100%)
- S = normal extension (87%)
- All indicated loads are net and refer to evenly distributed weights

RAL 7000 F. ....01 RAL 6011 F. ....02 RAL 5012 F. ....04 RAL 7035 F. ....08

■ Partitioning material: see page A113



CABINETS SERIES STANDARD GB




ORD. NO.	TYPE
<b>F AG 5040 08 04</b>	<b>A</b>
<b>F AG 5040 58 04</b>	<b>B</b>
Cabinet with 8 drawers	
<b>Dimensions mm 1023x726x1000 h</b>	
Central lock	

ORD. NO.	TYPE
<b>F AG 5040 12 04</b>	<b>A</b>
<b>F AG 5040 62 04</b>	<b>B</b>
Cabinet with 9 drawers	
<b>Dimensions mm 1023x726x1000 h</b>	
Central lock	



ORD. NO.	TYPE
<b>F AG 5040 15 04</b>	<b>A</b>
<b>F AG 5040 65 04</b>	<b>B</b>
Cabinet with 2 retractable shelves	
<b>Dimensions mm 1023x726x1000 h</b>	
Without lock, with anti-tilt rod	





ORD. NO.	TYPE
<b>F AG 5053 04 04</b>	<b>A</b>
<b>F AG 5053 01 04</b>	<b>B</b>
Cabinet with 9 drawers	
<b>Dimensions mm 1023x726x1325 h</b>	
Central lock	

ORD. NO.	TYPE
<b>F AG 5058 07 04</b>	<b>A</b>
<b>F AG 5058 57 04</b>	<b>B</b>
Cabinet with 9 drawers	
<b>Dimensions mm 1023x726x1450 h</b>	
Central lock	

RAL 7000 F. ....01 RAL 6011 F. ....02 RAL 5012 F. ....04 RAL 7035 F. ....08

KEY ■



■ Partitioning material: see page A113

- TT = telescopic full extension (100%)
- PE-TT = full telescopic retractable shelf (100%)
- S = normal extension (87%)
- PE-S = normal retractable shelf (87%)
- The cabinets must be secured to the floor or to the wall



LENGTH = 1023 mm DEPTH = 726 mm (54x36 Eh)

CABINETS SERIES STANDARD GB



ORD. NO.	TYPE
<b>F AG L534 02 04</b>	<b>A</b>
<b>F AG L534 52 04</b>	<b>B</b>
Cabinet with 5 drawers	
Cabinet load capacity: 600 kg	
Ø 160 mm elastic rubber wheels	
<b>Dimensions mm 1098x727x1121 h</b>	
Central lock	



ORD. NO.	TYPE
<b>F AG L534 05 04</b>	<b>A</b>
<b>F AG L534 55 04</b>	<b>B</b>
Cabinet with 6 drawers	
Cabinet load capacity: 600 kg	
Ø 160 mm elastic rubber wheels	
<b>Dimensions mm 1098x727x1271 h</b>	
Central lock	



ORD. NO.	TYPE
<b>F AG L540 01 04</b>	<b>A</b>
<b>F AG L540 51 04</b>	<b>B</b>
Cabinet with 6 drawers	
Cabinet load capacity: 600 kg	
Ø 160 mm elastic rubber wheels	
<b>Dimensions mm 1098x727x1271 h</b>	
Central lock	



ORD. NO.	TYPE
<b>F AG L540 02 04</b>	<b>A</b>
<b>F AG L540 52 04</b>	<b>B</b>
Cabinet with 7 drawers	
Cabinet load capacity: 600 kg	
Ø 160 mm elastic rubber wheels	
<b>Dimensions mm 1098x727x1271 h</b>	
Central lock	



■ RAL 7035 +  
■ RAL 5012

**CABINET WITH WHEELS**

**ORD. NO.**

**F AG L534 S2 50**

complete with 5 drawers,  
1 multiplex worktop 40 mm thickness,  
1 multi-purpose back panel with containers and 2x18W lamp

**Dim. mm 1098x750x1041/2068 h** Tools and partitioning material excluded

**KEY**




- **TT** = telescopic full extension (100%)
- **S** = normal extension (87%)
- All indicated loads are net and refer to evenly distributed weights



■ The handles can be fitted towards the bottom thereby reducing the height by 38 mm.

■ Partitioning material: see page **A113**



RAL 7000 F. ....01 RAL 6011 F. ....02 RAL 5012 F. ....04 RAL 7035 F. ....08

## CABINETS SERIES STANDARD GB

## EMPTY CABINETS

ORD. NO.	USABLE HEIGHT mm	LOAD CAPACITY kg	DIMENSIONS mm
F AG 5034 00 04	750	3100	1023x726x850 h
F AG 5040 00 04	900	3100	1023x726x1000 h
F AG 5053 00 04	1225	3100	1023x726x1325 h
F AG 5058 00 04	1350	3100	1023x726x1450 h



## SPARE LOCK

ORD. NO. R CSR 0003 00  
for cabinet

■ 01 ■ 02 ■ 04 ■ 08

■ The cabinets must be secured to the floor or to the wall. If the cabinets are stacked they must be secured to the wall and their load capacity must be divided by 2. Further information for fixing set see page A114.

## NORMAL EXTENSION DRAWERS (S)

ORD. NO.	FRONT HEIGHT mm	LOAD CAPACITY kg	USABLE DIMENSIONS mm
F FG 5005 00 04	50	60	906x600x36 h
F FG 5007 00 04	75	80	906x600x61 h
F FG 5010 00 04	100	100	906x600x86 h
F FG 5012 00 04	125	100	906x600x111 h

Normal extension (87%)



■ 01  
■ 02  
■ 04  
■ 08

■ Partitioning material: see page A121

## FULL TELESCOPIC EXTENSION DRAWERS (TT)

ORD. NO.	FRONT HEIGHT mm	LOAD CAPACITY kg	USABLE DIMENSIONS mm
F FG 5107 00 04	75	150	906x600x54 h
F FG 5110 00 04	100	150	906x600x79 h
F FG 5112 00 04	125	150	906x600x104 h
F FG 5115 00 04	150	150	906x600x129 h
F FG 5117 00 04	175	150	906x600x154 h
F FG 5120 00 04	200	150	906x600x179 h
F FG 5125 00 04	250	150	906x600x229 h
F FG 5130 00 04	300	150	906x600x279 h

Full telescopic extension (100%)



■ 01  
■ 02  
■ 04  
■ 08

■ Partitioning material: see page A121

## NORMAL EXTENSION SHELVES (PE-S)

ORD. NO.	SIDE HEIGHT mm	LOAD CAPACITY kg	USABLE DIMENSIONS mm
F FG 8050 00 04	-	100	916x610

Normal extension (87%)



■ 01  
■ 02  
■ 04  
■ 08

## FULL TELESCOPIC EXTENSION SHELVES (PE-TT)

ORD. NO.	SIDE HEIGHT mm	LOAD CAPACITY kg	USABLE DIMENSIONS mm
F FG 8150 00 04	-	150	916x610

Full telescopic extension (100%)

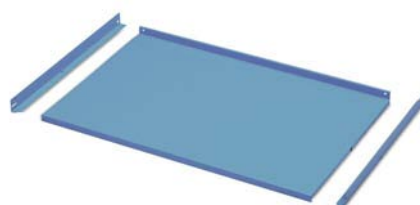


■ 01  
■ 02  
■ 04  
■ 08

## ADJUSTABLE SHELVES

ORD. NO.	SIDE HEIGHT mm	LOAD CAPACITY kg	USABLE DIMENSIONS mm
F SR 1270 01 04	25	100	967x618

Without extension system



■ 01  
■ 02  
■ 04  
■ 08

RAL 7000 F. ....01 RAL 6011 F. ....02 RAL 5012 F. ....04 RAL 7035 F. ....08

## KEY ■

■ All indicated loads are net and refer to evenly distributed weights



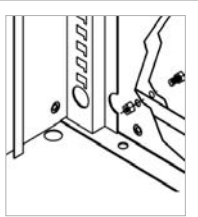
LENGTH = 1023 mm DEPTH = 726 mm (54x36 Eh)

CABINETS SERIES STANDARD GB

**CABINET TO CABINET FIXING**

■ The article includes:  
4 M8 nuts and bolts

ORD. NO. F AG 9202 00 99



**TWO SIDED ADHESIVE TAPE**

ORD. NO.

**R CMV 0025 00**

width 15 mm, length 50 metres



■ 07

**TOP SHELF**

ORD. NO.

**F AG 9012 01 07**

DIMENSIONS mm

1023x726x20 h

oil-resistant rubber cover top with 3 edges



■ 07

**PLINTHS**

ORD. NO.

**F RR 0095 00 07**

Plinths height 50 mm



■ 07

**PLINTHS FOR TRANSPALLET**

ORD. NO.

**F RR 0235 00 07** Plinths height 100 mm

**F RR 0415 00 07** Facing piece



■ 07

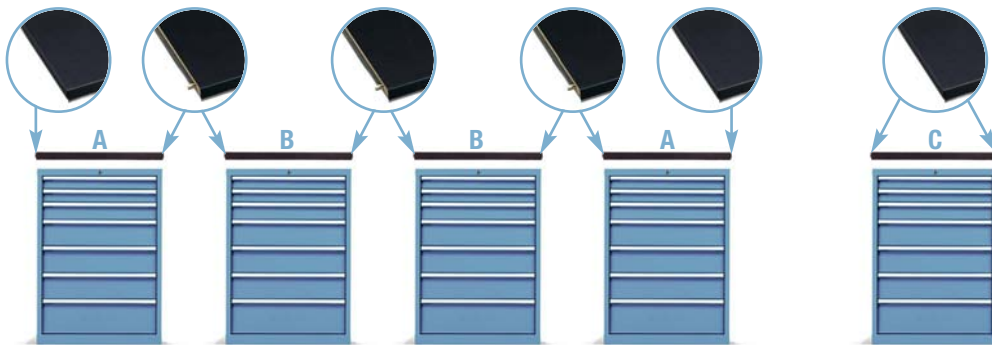
**PLINTHS FOR FORK LIFT TRUCK**

ORD. NO.

**F RR 0230 00 07** Pair of plinths height 60 mm

**F RR 0410 00 07** Facing piece

**UPPER MDF TOP WITH RUBBER COVERING DIMENSIONS 1024x726x31,5 mm H**



ORD. NO. F UZ 9999 00 00

Drilling of the cabinet upper shelf for the MDF top fixing.



Detail of the oil-resistant rubber



■ 07

A

ORD. NO.

**F UZ 3240 11 07**

MDF top with rubber covering

Side profile

For end cabinets

Oil-resistant rubber mat



■ 07

B

ORD. NO.

**F UZ 3240 12 07**

MDF top with rubber covering

No side profile

For additional central cabinets Oil-resist. rubber mat



■ 07

C

ORD. NO.

**F UZ 3240 13 07**

MDF top with rubber covering

2 side profiles

For single cabinet

Oil-resistant rubber mat

■ INFO

RAL 7000 F. ....01

RAL 6011 F. ....02

RAL 5012 F. ....04

RAL 7035 F. ....08



www.famispa.com





LENGTH = 1023 mm DEPTH = 726 mm (54x36 Eh)

CABINETS SERIES STANDARD GB

**CABINETS PREPARED FOR WHEELS**

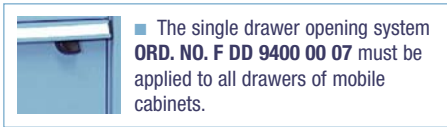
Cabinets prepared for wheels including: wheel plate, 4 edged top with oil-resistant rubber, 2 steel handles covered with shock-resistant rubber, cylinder lock with 2 keys, anti-tilt rod.



- 01
- 02
- 04
- 08



- 01
- 02
- 04
- 08



■ The single drawer opening system **ORD. NO. F DD 9400 00 07** must be applied to all drawers of mobile cabinets.

**ORD. NO.**

**F AG 0534 00 04**

Overall dim. mm:  
**1098x727x917 h** senza ruote  
\*Wheel plate thickness

**ORD. NO.**

**F AG 0540 00 04**

Overall dim. mm:  
**1098x727x1067 h** senza ruote  
\*Wheel plate thickness

■ Other types of wheels see page A52

**ELASTIC RUBBER SWIVEL WHEEL WITH BRAKE**

**ORD. NO.** \_\_\_\_\_ Ø mm CABINET LOAD CAPACITY C mm

**C RG DCE15 160**      160      600 kg      204

**ELASTIC RUBBER FIXED WHEEL**

**ORD. NO.** \_\_\_\_\_ Ø mm CABINET LOAD CAPACITY C mm

**C RG BCE15 160**      160      600 kg      204

**NYLON SWIVEL WHEEL WITH BRAKE**

**ORD. NO.** \_\_\_\_\_ Ø mm CABINET LOAD CAPACITY C mm

**C RN DAD04 160**      160      600 kg      204

**NYLON FIXED WHEEL**

**ORD. NO.** \_\_\_\_\_ Ø mm CABINET LOAD CAPACITY C mm

**C RN BAD04 160**      160      600 kg      204

**EXAMPLE INCLUDING:**

**ORD. NO.**

**F AG 5053 58 50**


2 retractable shelves  
**Dimensions mm 1023x726x1325 h**  
Polypropylene stacking containers excluded



- RAL 7035 +
- RAL 5012

- RAL 7000 F. ....01
- RAL 6011 F. ....02
- RAL 5012 F. ....04
- RAL 7035 F. ....08

**KEY ■**



■ Partitioning material: see page A180

■ The handles can be fitted towards the bottom thereby reducing the height by 38 mm.




■ All indicated loads are net and refer to evenly distributed weights




LENGTH = 1023 mm DEPTH = 726 mm (54x36 Eh)

## CABINETS SERIES STANDARD GB



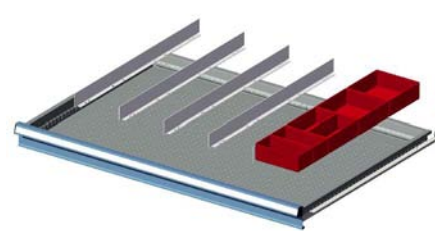
ORD. NO.	FOR FRONT HEIGHTS
----------	-------------------

<b>F FH 5005 19 00</b>	50-300
Set including:	
16 Troughs	4 grooves
30 Plain partitions	36 mm
8 Troughs	3 grooves
10 Plain partitions	47 mm




ORD. NO.	FOR FRONT HEIGHTS
----------	-------------------

<b>F FH 5005 09 00</b>	50-300
Set including:	
8 Troughs	4 grooves
15 Plain partitions	36 mm
8 Troughs	3 grooves
10 Plain partitions	47 mm
8 Troughs	2 grooves
6 Plain partitions	73 mm




ORD. NO.	FOR FRONT HEIGHTS
----------	-------------------

<b>F FH 5005 05 00</b>	50
<b>F FH 5007 05 00</b>	75
<b>F FH 5010 05 00</b>	100-125
Set including:	
5 Plain partitions	610 mm
4 Plastic boxes	150x75 mm
2 Plastic boxes	150x150 mm




ORD. NO.	FOR FRONT HEIGHTS
----------	-------------------

<b>F FH 5005 07 00</b>	50
<b>F FH 5007 07 00</b>	75
<b>F FH 5010 07 00</b>	100-125
<b>F FH 5015 07 00</b>	150-175
<b>F FH 5020 07 00</b>	200-250
<b>F FH 5030 07 00</b>	300
Set including:	
4 Slotted partitions	610 mm
2 Plain partitions	149 mm
3 Plain partitions	200 mm




ORD. NO.	FOR FRONT HEIGHTS
----------	-------------------

<b>F FH 5005 13 00</b>	50
<b>F FH 5007 13 00</b>	75
<b>F FH 5010 13 00</b>	100-125
<b>F FH 5015 13 00</b>	150-175
<b>F FH 5020 13 00</b>	200-250
<b>F FH 5030 13 00</b>	300
Set including:	
5 Slotted partitions	610 mm
12 Plain partitions	149 mm




ORD. NO.	FOR FRONT HEIGHTS
----------	-------------------

<b>F FH 5005 14 00</b>	50
<b>F FH 5007 14 00</b>	75
<b>F FH 5010 14 00</b>	100-125
Set including:	
6 Slotted partitions	610 mm
6 Plain partitions	98 mm
3 Plain partitions	149 mm
1 Plain partition	200 mm




ORD. NO.	FOR FRONT HEIGHTS
----------	-------------------

<b>F FH 5005 08 00</b>	50
<b>F FH 5007 08 00</b>	75
<b>F FH 5010 08 00</b>	100-125
Set including:	
12 Plastic boxes	150x75 mm
18 Plastic boxes	150x150 mm



ORD. NO.	FOR FRONT HEIGHTS
----------	-------------------

<b>F FH 5005 17 00</b>	50
<b>F FH 5007 17 00</b>	75
Set including:	
20 Plastic boxes	75x75 mm
14 Plastic boxes	150x75 mm
12 Plastic boxes	150x150 mm



ORD. NO.	FOR FRONT HEIGHTS
----------	-------------------

<b>F FH 5005 18 00</b>	50
<b>F FH 5007 18 00</b>	75
<b>F FH 5010 18 00</b>	100-125
Set including:	
24 Plastic boxes	150x150 mm

## ■ INFO



[www.famispa.com](http://www.famispa.com)

■ Partitioning material: see page A180





**ORD. NO. F AG 6034 S1 2Y**  
RAL 3020



#### FLOOR FIXING SET



2x

- 2 "HILTI" plugs for concrete floors  $\geq$  to classes B25/RBK250/MPa 25 N/mm<sup>2</sup>
- Recommended traction of the plug: 2.9 KN
- Plug diameter:  $\varnothing$  6 mm

**ORD. NO. F AG 9204 00 99**

#### CABINET FLOOR FIXING SET

- Pair of spare galvanised brackets
- $\varnothing$  6 mm hole



**ORD. NO. F AG 9200 00 99**

#### CABINET

##### ORD. NO.

##### F AG 6034 S1 2Y

Complete with 5 drawers,  
1 MDF top with rubber covering,  
1 plinth for transpallet

**Dimensions mm 1193x726x980 h**

Tools and partitioning material excluded


RAL 7000 F. ....01

RAL 6011 F. ....02


RAL 5012 F. ....04

RAL 7035 F. ....08

#### SUPPLEMENTARY PARTS ■



■ Partitioning material: see page A129



■ **Spare key.** Always indicate the number on the cylinder lock of the key to be replaced.

ORD. NO. R CSC 0002 00

■ **Master key.** This type of key opens all the 45 and 46 series locks.

ORD. NO. R CSC 0001 00



LENGTH = 1193 mm DEPTH = 726 mm (64x36 Eh)

CABINETS SERIES STANDARD GC



ORD. NO.	DRAWERS
<b>F AG 6034 01 04</b>	<b>5</b>
Cabinet with 5 full telescopic extension drawers	
<b>Dimensions mm 1193x726x850 h</b>	
Central lock	

ORD. NO.	DRAWERS
<b>F AG 6034 02 04</b>	<b>6</b>
Cabinet with 6 full telescopic extension drawers	
<b>Dimensions mm 1193x726x850 h</b>	
Central lock	



ORD. NO.	DRAWERS
<b>F AG 6040 01 04</b>	<b>7</b>
Cabinet with 7 full telescopic extension drawers	
<b>Dimensions mm 1193x726x1000 h</b>	
Central lock	

ORD. NO.	DRAWERS
<b>F AG 6040 02 04</b>	<b>8</b>
Cabinet with 8 full telescopic extension drawers	
<b>Dimensions mm 1193x726x1000 h</b>	
Central lock	



ORD. NO.	DRAWERS
<b>F AG 6040 03 04</b>	<b>8</b>
Cabinet with 8 full telescopic extension drawers	
<b>Dimensions mm 1193x726x1000 h</b>	
Central lock	

ORD. NO.	DRAWERS
<b>F AG 6040 04 04</b>	<b>1</b>
Cabinet with 1 drawer, 2 retractable shelves	
<b>Dimensions mm 1193x726x1000 h</b>	
Without lock, with anti-tilt rod	

KEY



- TT = telescopic full extension (100%)
- PE-TT = full telescopic retractable shelf (100%)
- The cabinets must be secured to the floor or to the wall

RAL 7000 F. ....01 RAL 6011 F. ....02 RAL 5012 F. ....04 RAL 7035 F. ....08

■ Partitioning material: see page A129



CABINETS SERIES STANDARD GC



• ORD. NO.	DRAWERS
<b>F AG 6053 01 04</b>	<b>9</b>
Cabinet with 9 full telescopic extension drawers	
<b>Dimensions mm 1193x726x1325 h</b>	
Central lock	



• ORD. NO.	DRAWERS
<b>F AG 6053 02 04</b>	<b>10</b>
Cabinet with 10 full telescopic extension drawers	
<b>Dimensions mm 1193x726x1325 h</b>	
Central lock	





• ORD. NO.	DRAWERS
<b>F AG 6058 01 04</b>	<b>10</b>
Cabinet with 10 full telescopic extension drawers	
<b>Dimensions mm 1193x726x1450 h</b>	
Central lock	



ORD. NO.	SHELVES
<b>F AG 6058 04 04</b>	<b>3</b>
Cabinet with 1 adjustable shelf, 2 retractable shelves	
<b>Dimensions mm 1193x726x1450 h</b>	
Without lock, with anti-tilt rod	

RAL 7000 F. ....01 RAL 6011 F. ....02 RAL 5012 F. ....04 RAL 7035 F. ....08

KEY ■



■ Partitioning material: see page A129

- TT = telescopic full extension (100%)
- PE-TT = full telescopic retractable shelf (100%)
- PR = height adjustable shelf
- The cabinets must be secured to the floor or to the wall



LENGTH = 1193 mm DEPTH = 726 mm (64x36 Eh)

## CABINETS SERIES STANDARD GC



## ORD. NO.

## DRAWERS

**F AG L634 02 04****4**

Cabinet with 4 full telescopic extension drawers

Cabinet load capacity: 600 kg

Ø 160 mm elastic rubber wheels

**Dimensions mm 1268x727x1121 h**

Central lock



## ORD. NO.

## DRAWERS

**F AG L634 01 04****5**

Cabinet with 5 full telescopic extension drawers

Cabinet load capacity: 600 kg

Ø 160 mm elastic rubber wheels

**Dimensions mm 1268x727x1121 h**

Central lock



## ORD. NO.

## DRAWERS

**F AG L640 01 04****6**

Cabinet with 6 full telescopic extension drawers

Cabinet load capacity: 600 kg

Ø 160 mm elastic rubber wheels

**Dimensions mm 1268x727x1271 h**

Central lock



## ORD. NO.

## DRAWERS

**F AG L640 02 04****7**

Cabinet with 7 full telescopic extension drawers

Cabinet load capacity: 600 kg

Ø 160 mm elastic rubber wheels

**Dimensions mm 1268x727x1271 h**

Central lock

## KEY

RAL 7000 F. ....01 RAL 6011 F. ....02 RAL 5012 F. ....04 RAL 7035 F. ....08



- TT = telescopic full extension (100%)
- All indicated loads are net and refer to evenly distributed weights



- The handles can be fitted towards the bottom thereby reducing the height by 38 mm.

- Partitioning material: see page A129



## CABINETS SERIES STANDARD GC

## EMPTY CABINETS

ORD. NO.	USABLE HEIGHT mm	LOAD CAPACITY kg	DIMENSIONS mm
F AG 6034 00 04	750	3100	1193x726x850 h
F AG 6040 00 04	900	3100	1193x726x1000 h
F AG 6053 00 04	1225	3100	1193x726x1325 h
F AG 6058 00 04	1350	3100	1193x726x1450 h

■ The cabinets must be secured to the floor or to the wall. If the cabinets are stacked they must be secured to the wall and their load capacity must be divided by 2. Further information for fixing set see page A122.



## SPARE LOCK

ORD. NO.  
R CSR 0003 00  
for cabinet

■ 01 ■ 02 ■ 04 ■ 08

## FULL TELESCOPIC EXTENSION DRAWERS (TT)

ORD. NO.	FRONT HEIGHT mm	LOAD CAPACITY kg	USABLE DIMENSIONS mm
F FG 6107 00 04	75	150	1076x600x54 h
F FG 6110 00 04	100	150	1076x600x79 h
F FG 6112 00 04	125	150	1076x600x104 h
F FG 6115 00 04	150	150	1076x600x129 h
F FG 6120 00 04	200	150	1076x600x179 h
F FG 6125 00 04	250	150	1076x600x229 h
F FG 6130 00 04	300	150	1076x600x279 h

Full telescopic extension (100%)



■ 01  
■ 02  
■ 04  
■ 08

■ Partitioning material: see page A129

## FULL TELESCOPIC EXTENSION SHELVES (PE-TT)

ORD. NO.	SIDE HEIGHT mm	LOAD CAPACITY kg	USABLE DIMENSIONS mm
F FG 8160 00 04	—	150	1086x610

Full telescopic extension (100%)




■ 01  
■ 02  
■ 04  
■ 08

## ADJUSTABLE SHELVES

ORD. NO.	SIDE HEIGHT mm	LOAD CAPACITY kg	USABLE DIMENSIONS mm
F SR 1280 01 04	35	150	1137x618

Without extension system

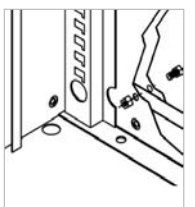


■ 01  
■ 02  
■ 04  
■ 08

## CABINET TO CABINET FIXING

■ The article includes:  
4 M8 nuts and bolts

ORD. NO. F AG 9202 00 99



## TWO SIDED ADHESIVE TAPE

ORD. NO.

R CMV 0025 00

width 15 mm, length 50 metres



■ 07

## TOP SHELF

ORD. NO.

DIMENSIONS mm

F AG 9015 01 07

1193x726x20 h

oil-resistant rubber cover top with 3 edges



■ 07

## PLINTHS

ORD. NO.

F RR 0100 00 07

Plinths height 50 mm



■ 07

## PLINTHS FOR TRANSPALLET

ORD. NO.

F RR 0235 00 07 Plinths height 100 mm

F RR 0435 00 07 Facing piece



■ 07

## PLINTHS FOR FORK LIFT TRUCK

ORD. NO.

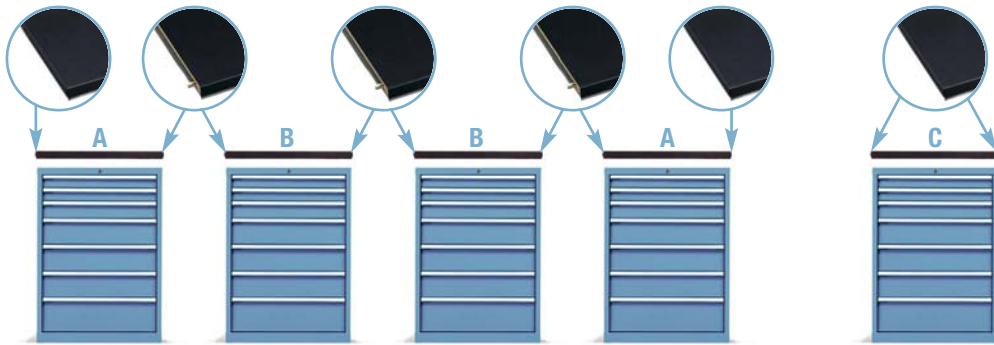
F RR 0230 00 07 Pair of plinths height 60 mm

F RR 0430 00 07 Facing piece

LENGTH = 1193 mm DEPTH = 726 mm (64x36 Eh)

CABINETS SERIES STANDARD GC

UPPER MDF TOP WITH RUBBER COVERING DIMENSIONS 1194x726x31,5 mm H




ORD. NO. F UZ 9998 00 00

Drilling of the cabinet upper shelf for the MDF top fixing.



Detail of the oil-resistant rubber



A



B



C

ORD. NO.

F UZ 3250 11 07

MDF top with rubber covering

Side profile

For end cabinets

Oil-resistant rubber mat

ORD. NO.

F UZ 3250 12 07

MDF top with rubber covering

No side profile

For additional central cabinets

Oil-resist. rubber mat

ORD. NO.

F UZ 3250 13 07

MDF top with rubber covering

2 side profiles

For single cabinet

Oil-resistant rubber mat

CABINETS PREPARED FOR WHEELS

Cabinets prepared for wheels including: wheel plate, 4 edged top with oil-resistant rubber, 2 steel handles covered with shock-resistant rubber, cylinder lock with 2 keys, anti-tilt rod.

- 01
- 02
- 04
- 08



ORD. NO.

F AG 0634 00 04

Overall dim. mm:  
1268x727x917 h without wheels

\*Wheel plate thickness

ORD. NO.

F AG 0640 00 04

Overall dim. mm:  
1268x727x1067 h without wheels

\*Wheel plate thickness



The single drawer opening system ORD. NO. F DD 9400 00 07 must be applied to all drawers of mobile cabinets.

Other types of wheels see page A52

**ELASTIC RUBBER SWIVEL WHEEL WITH BRAKE**

ORD. NO.	Ø mm	CABINET LOAD CAPACITY	C mm
C RG DCE15 160	160	600 kg	204

**ELASTIC RUBBER FIXED WHEEL**

ORD. NO.	Ø mm	CABINET LOAD CAPACITY	C mm
C RG BCE15 160	160	600 kg	204

**NYLON SWIVEL WHEEL WITH BRAKE**

ORD. NO.	Ø mm	CABINET LOAD CAPACITY	C mm
C RN DAD04 160	160	600 kg	204

**NYLON FIXED WHEEL**

ORD. NO.	Ø mm	CABINET LOAD CAPACITY	C mm
C RN BAD04 160	160	600 kg	204

KEY


- RAL 7000 F. ....01
- RAL 6011 F. ....02
- RAL 5012 F. ....04
- RAL 7035 F. ....08



All indicated loads are net and refer to evenly distributed weights



The handles can be fitted towards the bottom thereby reducing the height by 38 mm.





**ORD. NO. F BL 1020 00 00**

Steel vice 130 mm

**CABINET WITH WHEELS****ORD. NO.****F AG L634 S1 2Y**

complete with 5 drawers

1 multiplex worktop 40 mm thickness

**Dimensions mm 1268x750x1101 h**

Tools and partitioning material excluded

■ RAL 3020

RAL 7000 F. ....01

RAL 6011 F. ....02

RAL 5012 F. ....04

RAL 7035 F. ....08

**INFO ■**

■ Partitioning material: see page **A180**

[www.famispa.com](http://www.famispa.com)



LENGTH = 1193 mm DEPTH = 726 mm (64x36 Eh)

## CABINETS SERIES STANDARD GC



ORD. NO.	FOR FRONT HEIGHTS
----------	-------------------

<b>F FH 6007 10 00</b>	75
<b>F FH 6010 10 00</b>	100-125
<b>F FH 6015 10 00</b>	150-175
<b>F FH 6020 10 00</b>	200-250
<b>F FH 6030 10 00</b>	300


Set including:  
2 Plain partitions 1085 mm



ORD. NO.	FOR FRONT HEIGHTS
----------	-------------------

<b>F FH 6007 09 00</b>	75
<b>F FH 6010 09 00</b>	100-125
<b>F FH 6015 09 00</b>	150-175
<b>F FH 6020 09 00</b>	200-250
<b>F FH 6030 09 00</b>	300


Set including:  
4 Plain partitions 1085 mm



ORD. NO.	FOR FRONT HEIGHTS
----------	-------------------

<b>F FH 6007 02 00</b>	75
<b>F FH 6010 02 00</b>	100-125
<b>F FH 6015 02 00</b>	150-175
<b>F FH 6020 02 00</b>	200-250


Set including:  
4 Slotted partitions 610 mm  
3 Plain partitions 149 mm  
3 Plain partitions 166 mm  
9 Plain partitions 251 mm



ORD. NO.	FOR FRONT HEIGHTS
----------	-------------------

<b>F FH 6007 11 00</b>	75
<b>F FH 6010 11 00</b>	100-125
<b>F FH 6015 11 00</b>	150-175
<b>F FH 6020 11 00</b>	200-250
<b>F FH 6030 11 00</b>	300


Set including:  
6 Slotted partitions 610 mm  
6 Plain partitions 149 mm  
1 Plain partition 166 mm



ORD. NO.	FOR FRONT HEIGHTS
----------	-------------------

<b>F FH 6007 08 00</b>	75
<b>F FH 6010 08 00</b>	100-125
<b>F FH 6015 08 00</b>	150-175
<b>F FH 6020 08 00</b>	200-250
<b>F FH 6030 08 00</b>	300

Set including:  
5 Slotted partitions 610 mm  
2 Plain partitions 149 mm  
1 Plain partition 166 mm  
3 Plain partitions 200 mm



ORD. NO.	FOR FRONT HEIGHTS
----------	-------------------

<b>F FH 6007 05 00</b>	75
<b>F FH 6010 05 00</b>	100-125
<b>F FH 6015 05 00</b>	150-175

Set including:  
5 Slotted partitions 610 mm  
6 Plain partitions 132 mm  
9 Plain partitions 200 mm



■ INFO

■ Partitioning material: see page A180



[www.famispa.com](http://www.famispa.com)



ORD. NO. F BL 1020 00 00

Steel vice 130 mm



ORD. NO. F AG 7034 S1 56

RAL 7035+7000

78 EH (1314 mm)



36 EH (600 mm)

**FLOOR FIXING SET**

2x

- 2 "HILTI" plugs for concrete floors  $\geq$  to classes B25/RBK250/MPa 25 N/mm<sup>2</sup>
- Recommended traction of the plug: 2.9 KN
- Plug diameter:  $\varnothing$  6 mm

ORD. NO. F AG 9204 00 99

**CABINET FLOOR FIXING SET**

- Pair of spare galvanised brackets
- $\varnothing$  6 mm hole



ORD. NO. F AG 9200 00 99

**CABINET****ORD. NO.****F AG 7034 S1 56**

Complete with 7 drawers

1 multiplex worktop 40 mm thickness

1 plinth for transpallet

**Dimensions mm 1500x750x990 h**

Tools and partitioning material excluded

RAL 7000 F. ....01

RAL 6011 F. ....02

RAL 5012 F. ....04

RAL 7035 F. ....08

**SUPPLEMENTARY PARTS ■**

- Partitioning material: see page A137



- **Spare key.** Always indicate the number on the cylinder lock of the key to be replaced.

ORD. NO. R CSC 0002 00

- **Master key.** This type of key opens all the 45 and 46 series locks.

ORD. NO. R CSC 0001 00



LENGTH = 1431 mm DEPTH = 726 mm (78x36 Eh)

CABINETS SERIES STANDARD GD



ORD. NO.	DRAWERS
<b>F AG 7034 01 04</b>	<b>5</b>
Cabinet with 5 full telescopic extension drawers	
<b>Dimensions mm 1431x726x850 h</b>	
Central lock	



ORD. NO.	DRAWERS
<b>F AG 7034 02 04</b>	<b>6</b>
Cabinet with 6 full telescopic extension drawers	
<b>Dimensions mm 1431x726x850 h</b>	
Central lock	



ORD. NO.	DRAWERS
<b>F AG 7040 01 04</b>	<b>7</b>
Cabinet with 7 full telescopic extension drawers	
<b>Dimensions mm 1431x726x1000 h</b>	
Central lock	



ORD. NO.	DRAWERS
<b>F AG 7040 02 04</b>	<b>8</b>
Cabinet with 8 full telescopic extension drawers	
<b>Dimensions mm 1431x726x1000 h</b>	
Central lock	



ORD. NO.	DRAWERS
<b>F AG 7040 03 04</b>	<b>8</b>
Cabinet with 8 full telescopic extension drawers	
<b>Dimensions mm 1431x726x1000 h</b>	
Central lock	



ORD. NO.	SHELVES
<b>F AG 7040 05 04</b>	<b>2</b>
Cabinet with 2 retractable shelves	
<b>Dimensions mm 1431x726x1000 h</b>	
Without lock, with anti-tilt rod	

KEY



- TT = telescopic full extension (100%)
- PE-TT = full telescopic retractable shelf (100%)
- The cabinets must be secured to the floor or to the wall

RAL 7000 F. ....01 RAL 6011 F. ....02 RAL 5012 F. ....04 RAL 7035 F. ....08

■ Partitioning material: see page A137



CABINETS SERIES STANDARD GD



•ORD. NO.	DRAWERS
<b>F AG 7053 01 04</b>	<b>9</b>
Cabinet with 9 full telescopic extension drawers	
<b>Dimensions mm 1431x726x1325 h</b>	
Central lock	



•ORD. NO.	DRAWERS
<b>F AG 7053 02 04</b>	<b>10</b>
Cabinet with 10 full telescopic extension drawers	
<b>Dimensions mm 1431x726x1325 h</b>	
Central lock	




•ORD. NO.	DRAWERS
<b>F AG 7058 01 04</b>	<b>10</b>
Cabinet with 10 full telescopic extension drawers	
<b>Dimensions mm 1431x726x1450 h</b>	
Central lock	



ORD. NO.	SHELVES
<b>F AG 7058 04 04</b>	<b>3</b>
Cabinet with 1 adjustable shelf, 2 retractable shelves	
<b>Dimensions mm 1431x726x1450 h</b>	
Without lock, with anti-tilt rod	

RAL 7000 F. ....01 RAL 6011 F. ....02 RAL 5012 F. ....04 RAL 7035 F. ....08

KEY ■



■ Partitioning material: see page A137

- TT = telescopic full extension (100%)
- PE-TT = full telescopic retractable shelf (100%)
- PR = height adjustable shelf
- The cabinets must be secured to the floor or to the wall



LENGTH = 1431 mm DEPTH = 726 mm (78x36 Eh)

CABINETS SERIES STANDARD GD



ORD. NO.	DRAWERS
<b>F AG L734 02 04</b>	<b>4</b>
Cabinet with 4 full telescopic extension drawers	
Cabinet load capacity: 600 kg	
Ø 160 mm elastic rubber wheels	
<b>Dimensions mm 1506x727x1121 h</b>	
Central lock	



ORD. NO.	DRAWERS
<b>F AG L734 01 04</b>	<b>5</b>
Cabinet with 5 full telescopic extension drawers	
Cabinet load capacity: 600 kg	
Ø 160 mm elastic rubber wheels	
<b>Dimensions mm 1506x727x1121 h</b>	
Central lock	



ORD. NO.	DRAWERS
<b>F AG L740 01 04</b>	<b>6</b>
Cabinet with 6 full telescopic extension drawers	
Cabinet load capacity: 600 kg	
Ø 160 mm elastic rubber wheels	
<b>Dimensions mm 1506x727x1271 h</b>	
Central lock	



ORD. NO.	DRAWERS
<b>F AG L740 02 04</b>	<b>7</b>
Cabinet with 7 full telescopic extension drawers	
Cabinet load capacity: 600 kg	
Ø 160 mm elastic rubber wheels	
<b>Dimensions mm 1506x727x1271 h</b>	
Central lock	

KEY



- TT = telescopic full extension (100%)
- All indicated loads are net and refer to evenly distributed weights



■ The handles can be fitted towards the bottom thereby reducing the height by 38 mm.

■ Partitioning material: see page A137



RAL 7000 F. ....01 RAL 6011 F. ....02 RAL 5012 F. ....04 RAL 7035 F. ....08

## CABINETS SERIES STANDARD GD

## EMPTY CABINETS

ORD. NO.	USABLE HEIGHT mm	LOAD CAPACITY kg	DIMENSIONS mm
F AG 7034 00 04	750	3100	1431x726x850 h
F AG 7040 00 04	900	3100	1431x726x1000 h
F AG 7053 00 04	1225	3100	1431x726x1325 h
F AG 7058 00 04	1350	3100	1431x726x1450 h



## SPARE LOCK

ORD. NO.  
R CSR 0003 00  
for cabinet

■ The cabinets must be secured to the floor or to the wall. If the cabinets are stacked they must be secured to the wall and their load capacity must be divided by 2. Further information for fixing set see page A130.

■ 01 ■ 02 ■ 04 ■ 08

## FULL TELESCOPIC EXTENSION DRAWERS (TT)

ORD. NO.	FRONT HEIGHT mm	LOAD CAPACITY kg	USABLE DIMENSIONS mm
F FG 7107 00 04	75	150	1314x600x54 h
F FG 7110 00 04	100	150	1314x600x79 h
F FG 7112 00 04	125	150	1314x600x104 h
F FG 7115 00 04	150	150	1314x600x129 h
F FG 7117 00 04	175	150	1314x600x154 h
F FG 7120 00 04	200	150	1314x600x179 h
F FG 7125 00 04	250	150	1314x600x229 h
F FG 7130 00 04	300	150	1314x600x279 h

Full telescopic extension (100%)



■ 01  
■ 02  
■ 04  
■ 08

■ Partitioning material: see page A137

## FULL TELESCOPIC EXTENSION SHELVES (PE-TT)

ORD. NO.	SIDE HEIGHT mm	LOAD CAPACITY kg	USABLE DIMENSIONS mm
F FG 8170 00 04	-	150	1324x610

Full telescopic extension (100%)



■ 01  
■ 02  
■ 04  
■ 08

## ADJUSTABLE SHELVES

ORD. NO.	SIDE HEIGHT mm	LOAD CAPACITY kg	USABLE DIMENSIONS mm
F SR 1290 01 04	35	150	1375x618

Without extension system



■ 01  
■ 02  
■ 04  
■ 08



## TWO SIDED ADHESIVE TAPE

ORD. NO.
R CMV 0025 00

width 15 mm, length 50 metres



■ 07

## TOP SHELF

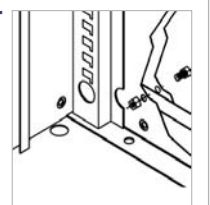
ORD. NO.	DIMENSIONS mm
F AG 9018 01 07	1434x726x20 h

oil-resistant rubber cover top with 3 edges

## CABINET TO CABINET FIXING

■ The article includes:  
4 M8 nuts and bolts

ORD. NO. F AG 9202 00 99



■ 07

## PLINTHS

ORD. NO.
F RR 0115 00 07

Plinths height 50 mm



■ 07

## PLINTHS FOR TRANSPALLET

ORD. NO.
F RR 0235 00 07

Plinths height 100 mm

ORD. NO.
F RR 0445 00 07

Facing piece



■ 07

## PLINTHS FOR FORK LIFT TRUCK

ORD. NO.
F RR 0230 00 07

Pair of plinths height 60 mm

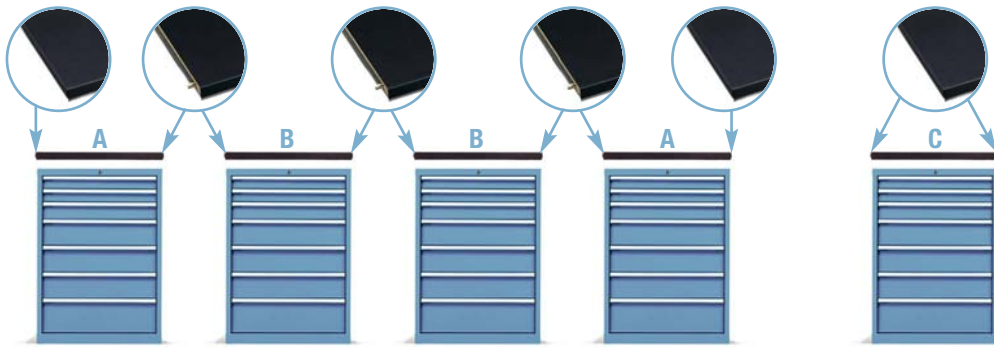
ORD. NO.
F RR 0440 00 07

Facing piece

LENGTH = 1431 mm DEPTH = 726 mm (78x36 Eh)


CABINETS SERIES STANDARD GD

UPPER MDF TOP WITH RUBBER COVERING DIMENSIONS 1434x726x31,5 mm H



ORD. NO. F UZ 9998 00 00

Drilling of the cabinet upper shelf for the MDF top fixing.



Detail of the oil-resistant rubber



ORD. NO.

F UZ 3260 11 07

MDF top with rubber covering

Side profile

For end cabinets

Oil-resistant rubber mat

ORD. NO.

F UZ 3260 12 07

MDF top with rubber covering

No side profile

For additional central cabinets

Oil-resist. rubber mat

ORD. NO.

F UZ 3260 13 07

MDF top with rubber covering

2 side profiles

For single cabinet

Oil-resistant rubber mat

CABINETS PREPARED FOR WHEELS

Cabinets prepared for wheels including: wheel plate, 4 edged top with oil-resistant rubber, 2 steel handles covered with shock-resistant rubber, cylinder lock with 2 keys, anti-tilt rod.

- 01
- 02
- 04
- 08



■ The single drawer opening system ORD. NO. F DD 9400 00 07 must be applied to all drawers of mobile cabinets.

ORD. NO.

F AG 0734 00 04

Overall dim. mm:

1506x727x917 h without wheels

\*Wheel plate thickness

ORD. NO.

F AG 0740 00 04

Overall dim. mm:

1506x727x1067 h without wheels

\*Wheel plate thickness

Other types of wheels see page A52

**ELASTIC RUBBER SWIVEL WHEEL WITH BRAKE**

ORD. NO.	Ø mm	CABINET LOAD CAPACITY	C mm
C RG DCE15 160	160	600 kg	204

**ELASTIC RUBBER FIXED WHEEL**

ORD. NO.	Ø mm	CABINET LOAD CAPACITY	C mm
C RG BCE15 160	160	600 kg	204

**NYLON SWIVEL WHEEL WITH BRAKE**

ORD. NO.	Ø mm	CABINET LOAD CAPACITY	C mm
C RN DAD04 160	160	600 kg	204

**NYLON FIXED WHEEL**

ORD. NO.	Ø mm	CABINET LOAD CAPACITY	C mm
C RN BAD04 160	160	600 kg	204

■ KEY

- RAL 7000 F. ....01
- RAL 6011 F. ....02
- RAL 5012 F. ....04
- RAL 7035 F. ....08



■ All indicated loads are net and refer to evenly distributed weights



■ The handles can be fitted towards the bottom thereby reducing the height by 38 mm.





## CABINETS SERIES STANDARD GD



■ RAL 7035 + ■ RAL 7000

**EXAMPLE INCLUDING:****ORD. NO.****F AG ZA03 00 56**

3 cabinets with drawers

**Dimensions mm 1431x726x1850 h**

Tools and partitioning material excluded

RAL 7000 F. ....01

RAL 6011 F. ....02



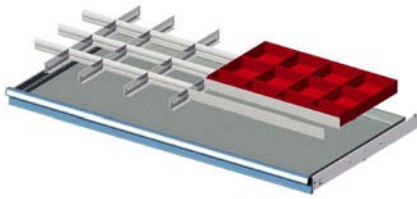
RAL 5012 F. ....04

RAL 7035 F. ....08

**INFO ■**■ Partitioning material: see page **A180**[www.famispa.com](http://www.famispa.com)

LENGTH = 1431 mm DEPTH = 726 mm (78x36 Eh)

## CABINETS SERIES STANDARD GD



ORD. NO.	FOR FRONT HEIGHTS
----------	-------------------



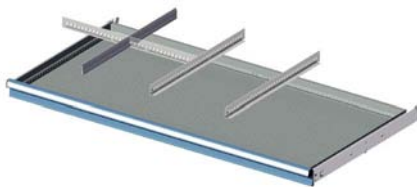
<b>F FH 7007 01 00</b>	75
<b>F FH 7010 01 00</b>	100-125
Set including:	
4 Slotted partitions	610 mm
2 Plain partitions	610 mm
6 Plain partitions	149 mm
6 Plain partitions	200 mm
4 Plastic boxes	150x75 mm
8 Plastic boxes	150x150 mm

ORD. NO.	FOR FRONT HEIGHTS
----------	-------------------

<b>F FH 7007 02 00</b>	75
<b>F FH 7010 02 00</b>	100-125
<b>F FH 7015 02 00</b>	150-175
<b>F FH 7020 02 00</b>	200-250
Set including:	
5 Slotted partitions	610 mm
6 Plain partitions	149 mm
9 Plain partitions	251 mm

ORD. NO.	FOR FRONT HEIGHTS
----------	-------------------

<b>F FH 7007 03 00</b>	75
<b>F FH 7010 03 00</b>	100-125
<b>F FH 7015 03 00</b>	150-175
Set including:	
6 Slotted partitions	610 mm
3 Plain partitions	132 mm
3 Plain partitions	166 mm
14 Plain partitions	200 mm



ORD. NO.	FOR FRONT HEIGHTS
----------	-------------------

<b>F FH 7007 04 00</b>	75
<b>F FH 7010 04 00</b>	100-125
<b>F FH 7015 04 00</b>	150-175
<b>F FH 7020 04 00</b>	200-250
<b>F FH 7030 04 00</b>	300
Set including:	
3 Slotted partitions	610 mm
2 Plain partitions	302 mm

ORD. NO.	FOR FRONT HEIGHTS
----------	-------------------

<b>F FH 7007 07 00</b>	75
<b>F FH 7010 07 00</b>	100-125
<b>F FH 7015 07 00</b>	150-175
<b>F FH 7020 07 00</b>	200-250
<b>F FH 7030 07 00</b>	300
Set including:	
6 Slotted partitions	610 mm
4 Plain partitions	149 mm
2 Plain partitions	200 mm
1 Plain partition	302 mm

ORD. NO.	FOR FRONT HEIGHTS
----------	-------------------

<b>F FH 7007 08 00</b>	75
<b>F FH 7010 08 00</b>	100-125
<b>F FH 7015 08 00</b>	150-175
<b>F FH 7020 08 00</b>	200-250
<b>F FH 7030 08 00</b>	300
Set including:	
5 Slotted partitions	610 mm
2 Plain partitions	149 mm
2 Plain partitions	200 mm
2 Plain partitions	302 mm



## ■ INFO

■ Partitioning material: see page A180



[www.famispa.com](http://www.famispa.com)



## CABINETS SERIES STANDARD FG-FI



**ORD. NO. F AF 2040 S1 56**  
RAL 7035+7000

**CABINET****ORD. NO.****F AF 2040 S1 56**

Complete with 1 pair of sliding doors


1 height adjustable shelf

1 MDF top with rubber covering

**Dimensions mm 1431x726x1030 h**

Tools, boxes and toolboxes excluded

**LOAD CAPACITY: 200 kg**



**LOAD CAPACITY: 150 kg**



RAL 7000 F. ....01

RAL 6011 F. ....02

RAL 5012 F. ....04

RAL 7035 F. ....08

**SUPPLEMENTARY PARTS ■**

■ All indicated loads are net and refer to evenly distributed weights



■ **Spare key.** Always indicate the number on the cylinder lock of the key to be replaced.

ORD. NO. R CSC 0002 00

■ **Master key.** This type of key opens all the 45 and 46 series locks.

ORD. NO. R CSC 0001 00



LENGTH = 1431 mm DEPTH = 726 mm

CABINETS SERIES STANDARD FG-FI



ORD. NO.	SHELVES
<b>F AE 5040 13 04</b>	<b>1</b>
Cabinet with 1 shelf depth 623 mm	
Dimensions mm 1431x726x1000 h	



ORD. NO.	SHELVES
<b>F AE 5040 14 04</b>	<b>2</b>
Cabinet with 2 shelves depth 623 mm, 1 centre support	
Dimensions mm 1431x726x1000 h	



ORD. NO.	SHELVES
<b>F AF 2040 13 04</b>	<b>1</b>
Cabinet with 1 shelf depth 623 mm	
Dimensions mm 1431x726x1000 h	



ORD. NO.	SHELVES
<b>F AF 2040 14 04</b>	<b>2</b>
Cabinet with 2 shelves depth 623 mm, 1 centre support	
Dimensions mm 1431x726x1000 h	



ORD. NO.	SHELVES
<b>F AE 5053 13 04</b>	<b>1</b>
Cabinet with 1 shelf depth 623 mm	
Dimensions mm 1431x726x1325 h	



ORD. NO.	SHELVES
<b>F AE 5053 14 04</b>	<b>2</b>
Cabinet with 2 shelves depth 623 mm, 1 centre support	
Dimensions mm 1431x726x1325 h	

■ INFO

RAL 7000 F. ....01 RAL 6011 F. ....02 RAL 5012 F. ....04 RAL 7035 F. ....08



[www.famispa.com](http://www.famispa.com)



LENGTH = 1431 mm DEPTH = 726 mm

## CABINETS SERIES STANDARD FG-FI



ORD. NO.

SHELVES

**F AF 2053 13 04****1**

Cabinet with 1 shelf depth 623 mm

Dimensions mm 1431x726x1325 h

ORD. NO.

SHELVES

**F AF 2053 14 04****2**

Cabinet with 2 shelves depth 623 mm, 1 centre support

Dimensions mm 1431x726x1325 h



ORD. NO.

SHELVES

**F AE 5058 13 04****1**

Cabinet with 1 shelf depth 623 mm

Dimensions mm 1431x726x1450 h

ORD. NO.

SHELVES

**F AE 5058 14 04****2**

Cabinet with 2 shelves depth 623 mm, 1 centre support

Dimensions mm 1431x726x1450 h

RAL 7000 F. ....01 RAL 6011 F. ....02 RAL 5012 F. ....04 RAL 7035 F. ....08

INFO ■

[www.famispa.com](http://www.famispa.com)

LENGTH = 1431 mm DEPTH = 726 mm

CABINETS SERIES STANDARD FG-FI

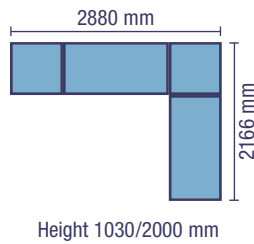


ORD. NO.	SHELVES
<b>F AF 2058 13 04</b>	<b>1</b>
Cabinet with 1 shelf depth 623 mm	
Dimensions mm 1431x726x1450 h	

ORD. NO.	SHELVES
<b>F AF 2058 14 04</b>	<b>2</b>
Cabinet with 2 shelves depth 623 mm, 1 centre support	
Dimensions mm 1431x726x1450 h	

EXAMPLE INCLUDING:

ORD. NO.
<b>F AG ZA04 00 56</b>
1 corner cabinet
3 cabinets with drawers
1 cabinet with sliding doors and adjustable shelf
1 cabinet with adjustable shelf without sliding doors
3 MDF tops with rubber covering
Tools, partitioning material and boxes excluded



RAL 7035 +  
RAL 7000

■ INFO

RAL 7000 F. ....01 RAL 6011 F. ....02 RAL 5012 F. ....04 RAL 7035 F. ....08



www.famispa.com

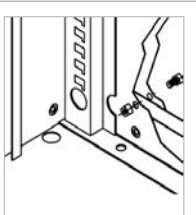


CABINETS SERIES STANDARD FG-FI

**CABINET TO CABINET FIXING**

■ The article includes:  
4 M8 nuts and bolts

ORD. NO. F AG 9202 00 99



**TWO SIDED ADHESIVE TAPE**

ORD. NO.

R CMV 0025 00

width 15 mm, length 50 metres



■ 07

**PLINTHS**

ORD. NO.

F RR 0115 00 07

Plinths height 50 mm



■ 07

**PLINTHS FOR TRANSPALLET**

ORD. NO.

F RR 0235 00 07 Plinths height 100 mm

F RR 0445 00 07 Facing piece



■ 07

**PLINTHS FOR FORK LIFT TRUCK**

ORD. NO.

F RR 0230 00 07 Pair of plinths height 60 mm

F RR 0440 00 07 Facing piece

**GALVANISED ADJUSTABLE SHELVES**



■ 99

■ This type of shelf can only be used when there is a centre support.

ORD. NO.

F AF 9109 03 99

Load capacity: 200 kg

Dimensions mm 683x623x35 h



■ 99

ORD. NO.

F AF 9139 05 99

Load capacity: 150 kg

Dimensions mm 1395x623x35 h

adjustable shelf

ORD. NO. F AF 9109 03 99



centre support

adjustable shelf

ORD. NO. F AF 9139 05 99



**CONTAINERS**

■ see page G28-G30



size 4



size 4A2



size 4A5

RAL 7000 F. ....01


RAL 6011 F. ....02

RAL 5012 F. ....04

RAL 7035 F. ....08

**KEY ■**

■ All indicated loads are net and refer to evenly distributed weights



LENGTH = 1431 mm DEPTH = 726 mm

CABINETS SERIES STANDARD FG-FI



■ 99

**SHELF DIVIDERS**

**ORD. NO.**

**F AF 9400 00 99**

shelf divider



■ 99

**SIDE PANEL**

**ORD. NO.**

**F AF 9420 00 99**

Shelves side panel



■ 07

**TOP SHELF**

**ORD. NO.**

DIMENSIONS mm

**F AG 9018 01 07**

1431x726x20 h

oil-resistant rubber cover top with 3 edges

**SPARE LOCKS FOR CABINETS SERIES F AE**

**ORD. NO.**

**R CSR 0008 00**

Spare locks for cabinets ORD. NO. F AE 5040 - 5053 - 5058

**R XAE 0006 99**

Spare rods for cabinets ORD. NO. F AE 5058

**R XAE 0004 99**

Spare rods for cabinets ORD. NO. F AE 5040

**R XAE 0005 99**

Spare rods for cabinets ORD. NO. F AE 5053

**SPARE LOCKS FOR CABINETS SERIES F AF**

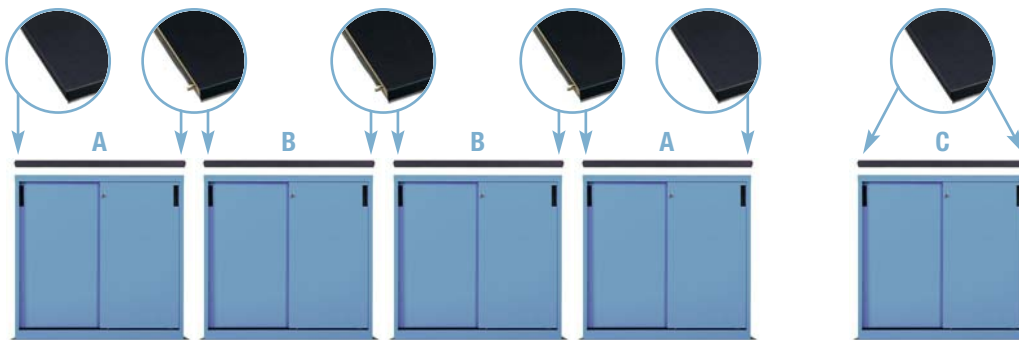
**ORD. NO.**

**R CSR 0012 00**

Spare lock

■ Spare key see page A138

**UPPER MDF TOP WITH RUBBER COVERING DIMENSIONS 1434x726x31,5 mm H**



**ORD. NO. F UZ 9998 00 00**

Drilling of the cabinet upper shelf for the MDF top fixing.



Detail of the oil-resistant rubber



■ 07

A

**ORD. NO.**

**F UZ 3260 11 07**

MDF top with rubber covering

Side profile

For end cabinets

Oil-resistant rubber mat



■ 07

B

**ORD. NO.**

**F UZ 3260 12 07**

MDF top with rubber covering

No side profile

For additional central cabinets

Oil-resist. rubber mat



■ 07

C

**ORD. NO.**

**F UZ 3260 13 07**

MDF top with rubber covering

2 side profiles

For single cabinet

Oil-resistant rubber mat

■ INFO

RAL 7000 F. ....01

RAL 6011 F. ....02

RAL 5012 F. ....04

RAL 7035 F. ....08



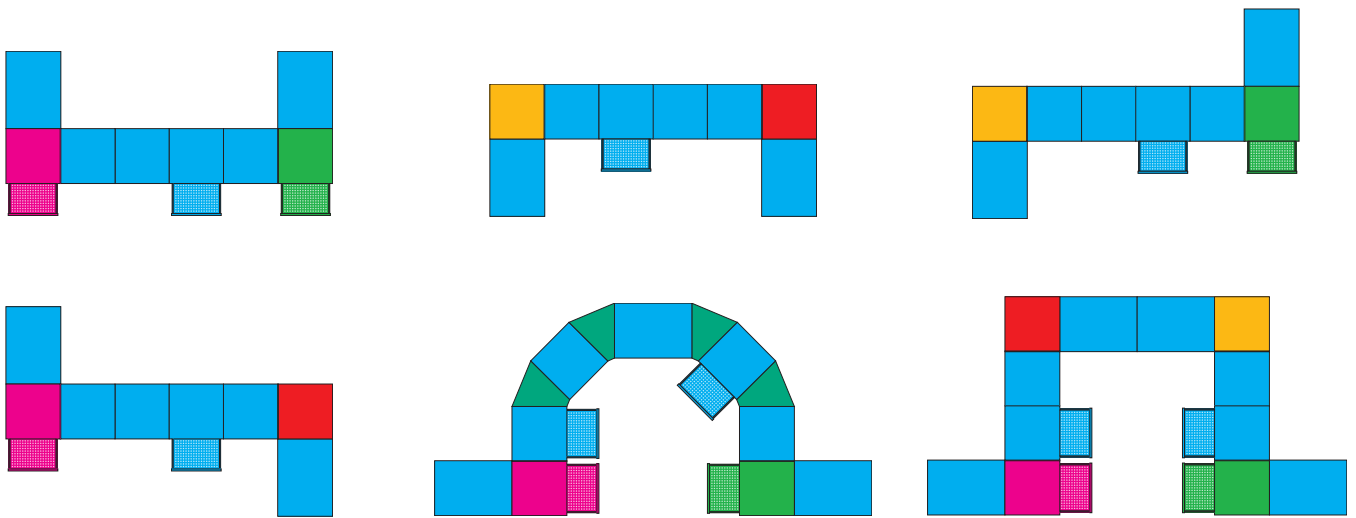
www.famispa.com







CORNER CABINETS SERIES  
STANDARD FL-G

DEPTH = 726 mm (36 Eh)



- RAL 7000 F. ....01
- RAL 6011 F. ....02
- RAL 5012 F. ....04
- RAL 7035 F. ....08

SUPPLEMENTARY PARTS ■



- **Spare key.** Always indicate the number on the cylinder lock of the key to be replaced.  
ORD. NO. R CSC 0002 00
- **Master key.** This type of key opens all the 45 and 46 series locks.  
ORD. NO. R CSC 0001 00



DEPTH = 726 mm (36 Eh)

CORNER CABINETS SERIES  
STANDARD FL-G

WOODEN COVERS: PLEASE, CONTACT FAMI FOR DETAILED INFORMATION.

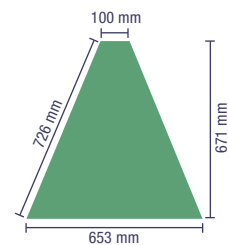
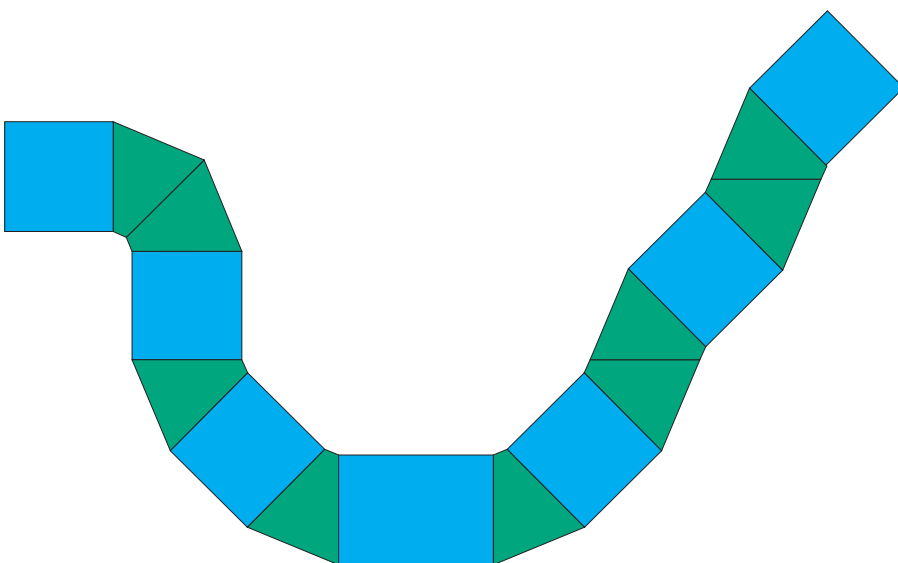


ORD. NO.

**F AG 0050 00 04**

45° angle

Dimensions mm 653x671x1000 h



■ This corner cabinet can stick with 726 mm (36 Eh) depth STANDARD series cabinets only.

■ INFO

RAL 7000 F. ....01

RAL 6011 F. ....02

RAL 5012 F. ....04

RAL 7035 F. ....08

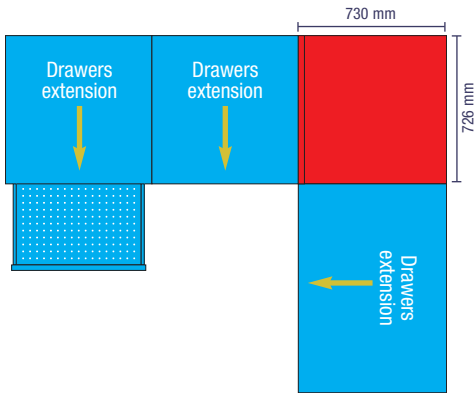

[www.famispaspa.com](http://www.famispaspa.com)


CORNER CABINETS SERIES  
STANDARD FL-G

DEPTH = 726 mm (36 Eh)



Back view



■ This corner cabinets can stick with 726 mm (36 Eh) depth STANDARD series cabinets only.



ORD. NO.

**F AG 2040 R1 04**

Right side external corner cabinet  
Dimensions mm 730x726x1000 h



ORD. NO.

**F AG 2040 R2 04**

Right side external corner cabinet  
with MDF top and oil-resistant rubber cover  
Dimensions mm 730x726x1030 h



ORD. NO.

**F AG 2040 L1 04**

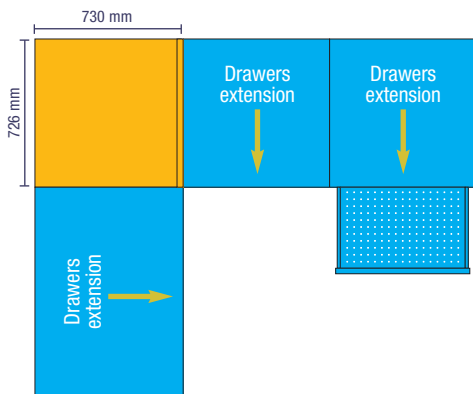
Left side external corner cabinet  
Dimensions mm 730x726x1000 h



ORD. NO.

**F AG 2040 L2 04**

Left side external corner cabinet  
with MDF top and oil-resistant rubber cover  
Dimensions mm 730x726x1030 h



RAL 7000 F. ....01

RAL 6011 F. ....02

RAL 5012 F. ....04

RAL 7035 F. ....08

KEY ■

■ The cabinets must be secured to the floor or to the wall



DEPTH = 726 mm (36 Eh)

CORNER CABINETS SERIES STANDARD FL-G



Back view



ORD. NO.

**F AG 2040 L3 04**

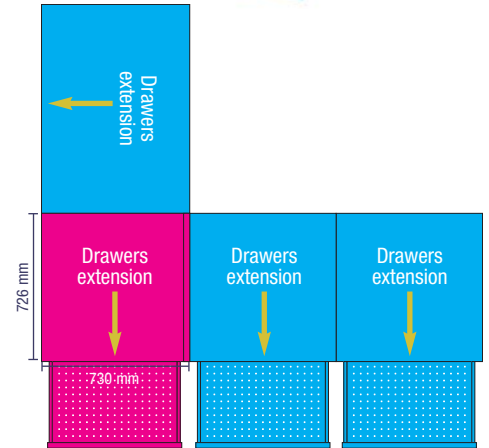
Left side internal corner cabinet  
Dimensions mm 730x726x1000 h



ORD. NO.

**F AG 2040 L4 04**

Left side internal corner cabinet  
with MDF top and oil-resistant rubber cover  
Dimensions mm 730x726x1030 h



■ This corner cabinets can stick with 726 mm (36 Eh) depth STANDARD series cabinets only.



ORD. NO.

**F AG 2040 R3 04**

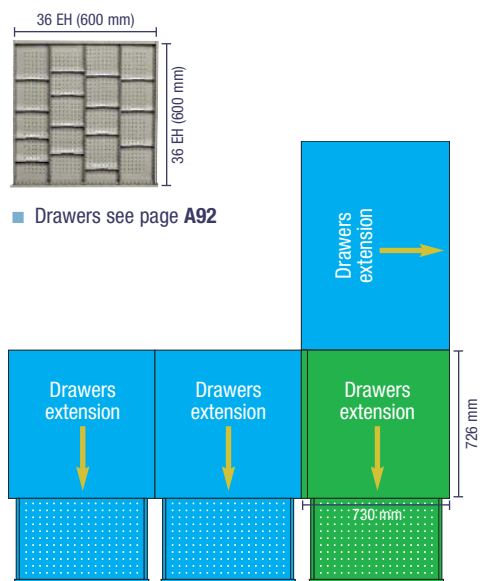
Right side internal corner cabinet  
Dimensions mm 730x726x1000 h



ORD. NO.

**F AG 2040 R4 04**

Right side internal corner cabinet  
with MDF top and oil-resistant rubber cover  
Dimensions mm 730x726x1030 h



■ Drawers see page A92

KEY

- RAL 7000 F. ....01
- RAL 6011 F. ....02
- RAL 5012 F. ....04
- RAL 7035 F. ....08

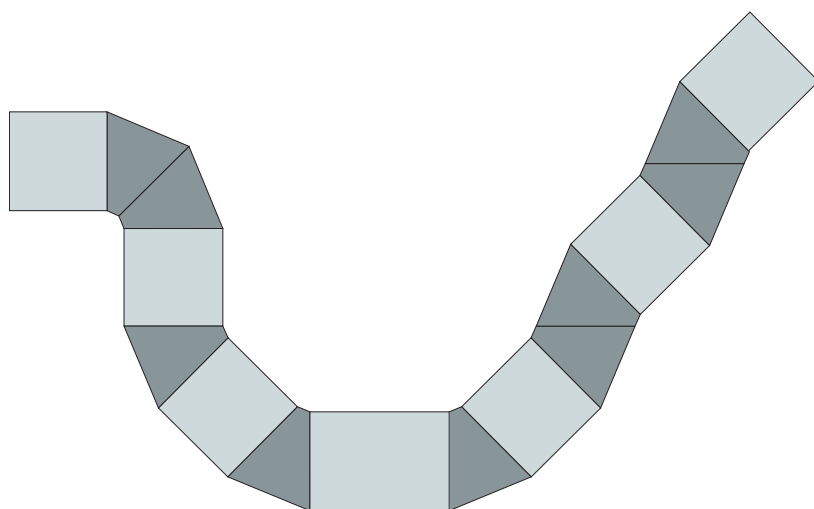
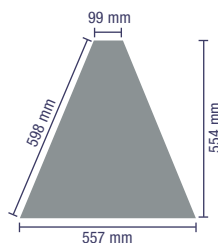


■ The cabinets must be secured to the floor or to the wall



CORNER CABINETS SERIES  
STANDARD F DA

DEPTH = 554 mm (27 Eh)



## ORD. NO.

F DA 0050 00 01

45° angle

Dimensions mm 557x554x1000 h

■ This corner cabinet can stick with 600 mm (27 Eh) depth FLEXA series cabinets only or with cabinets of the PERFORM A800, A600 and A400 series.

RAL 7000 F. ....01

RAL 6011 F. ....02

RAL 5012 F. ....04

RAL 7035 F. ....08

## INFO ■

[www.famispa.com](http://www.famispa.com)


DEPTH = 554 mm (27 Eh)

CORNER CABINETS SERIES  
STANDARD F DA**ORD. NO.****F BS 9140 00 00**

Top cover with laminate with 2 rounded edges for FLEXA F DL/F DM cabinets and PERFORM cabinets series F AB 4100

Dimensions mm 1024x650x30 h

**ORD. NO.****F BS 9130 00 00**

Top cover with laminate with 2 rounded edges for cabinets series F DG/F DF

Dimensions mm 718x650x30 h

**ORD. NO.****F BS 9110 00 00**

Top cover with laminate only for use with corner cabinet ORD. NO. F DA 0050 00 ..


Dimensions mm 577x601x30 h



■ INFO


[www.famispa.com](http://www.famispa.com)


CABINETS SERIES STANDARD F27



**ORD. NO. F AF 1040 15 08**  
RAL 7035

**ORD. NO. F AE 1040 14 50**  
RAL 7035+5012

**FLOOR FIXING SET**



- 2 "HILTI" plugs for concrete floors  $\geq$  to classes B25/RBK250/MPa 25 N/mm<sup>2</sup>
- Recommended traction of the plug: 2.9 KN
- Plug diameter:  $\varnothing$  6 mm

**ORD. NO. F AG 9204 00 99**

**CABINET FLOOR FIXING SET**

- Pair of spare galvanised brackets
- $\varnothing$  6 mm hole



**ORD. NO. F AG 9200 00 99**

**CABINET WITH SLIDING DOORS**

**ORD. NO.**

**F AF 1040 15 08**

Complete with 4 drawers  
2 retract. shelves, 2 tool holder frames

**Dimensions mm 1431x632x1000 h**

Tools and tool holders excluded

**CABINET WITH LEAF DOORS**

**ORD. NO.**

**F AE 1040 14 50**

Complete with  
2 drawers, 2 retractable shelves

**Dimensions mm 717x597x1000 h**

Tools excluded

RAL 7000 F. ....01

RAL 6011 F. ....02

RAL 5012 F. ....04

RAL 7035 F. ....08



**SUPPLEMENTARY PARTS ■**

■ **Spare key.** Always indicate the number on the cylinder lock of the key to be replaced.

ORD. NO. R CSC 0002 00


■ **Master key.** This type of key opens all the 45 and 46 series locks.

ORD. NO. R CSC 0001 00



LENGTH = 717 mm DEPTH = 597/632 mm (36x27 Eh)


CABINETS SERIES STANDARD F27




ORD. NO.	DRAWERS
<b>F AE 1040 01 04</b>	<b>4</b>
Cabinet with 4 drawers	
Dimensions mm 717x597x1000 h	
Central lock	



ORD. NO.	DRAWERS
<b>F AE 1040 10 04</b>	<b>3</b>
Cabinet with 3 drawers	
2 retractable shelves	
Dim. mm 717x597x1000 h	
Central lock	




ORD. NO.	DRAWERS
<b>F AE 1040 11 04</b>	<b>5</b>
Cabinet with 5 drawers	
1 retractable shelf	
Dim. mm 717x597x1000 h	
Central lock	




ORD. NO.	DRAWERS
<b>F AE 1040 12 04</b>	<b>5</b>
Cabinet with 5 drawers	
1 retractable shelf	
Dim. mm 717x597x1000 h	
Central lock	




ORD. NO.	DRAWERS
<b>F AE 1040 13 04</b>	<b>4</b>
Cabinet with 4 drawers	
Dimensions mm 717x597x1000 h	
Central lock	



ORD. NO.	DRAWERS
<b>F AE 1040 14 04</b>	<b>2</b>
Cabinet with 2 drawers	
2 retractable shelves	
Dim. mm 717x597x1000 h	
Central lock	



ORD. NO.	DRAWERS
<b>F AE 1040 15 04</b>	<b>2</b>
Cabinet with 2 drawers	
1 retractable shelf, 1 adjustable shelf	
Dim. mm 717x597x1000 h	
Central lock	



ORD. NO.	DRAWERS
<b>F AE 2040 01 04</b>	<b>2</b>
Cabinet with 2 drawers	
1 retractable shelf	
Dimensions mm 717x597x1000 h	



ORD. NO.	DRAWERS
<b>F AE 2040 03 04</b>	<b>4</b>
Cabinet with 4 drawers	
1 retractable shelf	
Dimensions mm 717x597x1000 h	

KEY

- RAL 7000 F. ....01
- RAL 6011 F. ....02
- RAL 5012 F. ....04
- RAL 7035 F. ....08




- TT = telescopic full extension (100%)
- PE-TT = full telescopic retractable shelf (100%)
- S = normal extension (87%)
- PR = height adjustable shelf

The cabinets must be secured to the floor or to the wall





CABINETS SERIES STANDARD F27




ORD. NO.	DRAWERS
<b>F AE 2040 05 04</b>	<b>2</b>
Cabinet with 2 drawers	
2 retractable shelves	
Dimensions mm 717x597x1000 h	



ORD. NO.	DRAWERS
<b>F AE 2040 06 04</b>	<b>3</b>
Cabinet with 3 drawers	
2 retractable shelves	
Dimensions mm 717x597x1000 h	



ORD. NO.	DRAWERS
<b>F AE 2040 07 04</b>	<b>4</b>
Cabinet with 4 drawers	
Dimensions mm 717x597x1000 h	




ORD. NO.	DRAWERS
<b>F AE 2040 10 04</b>	<b>2</b>
Cabinet with 2 drawers	
1 retractable shelf	
Dimensions mm 717x597x1000 h	



ORD. NO.	DRAWERS
<b>F AE 2040 04 04</b>	<b>1</b>
Cabinet with 1 drawers	
2 retractable shelves	
Dimensions mm 717x597x1000 h	



ORD. NO.	DRAWERS
<b>F AE 2040 11 04</b>	<b>3</b>
Cabinet with 3 drawers	
1 retractable shelf	
Dimensions mm 717x597x1000 h	





ORD. NO.	DRAWERS
<b>F AE 2040 12 04</b>	<b>5</b>
Cabinet with 5 drawers	
Dimensions mm 717x597x1000 h	



ORD. NO.	SHELVES
<b>F AE 2040 13 04</b>	<b>2</b>
Cabinet with 2 retract. shelves, 1 adjustable shelf	
Dimensions mm 717x597x1000 h	

- RAL 7000 F. ....01
- RAL 6011 F. ....02
- RAL 5012 F. ....04
- RAL 7035 F. ....08

KEY ■



■ The cabinets must be secured to the floor or to the wall

- TT = telescopic full extension (100%)
- PE-TT = full telescopic retractable shelf (100%)
- S = normal extension (87%)
- PE-S = normal retractable shelf (87%)
- PR = height adjustable shelf



LENGTH = 717 mm DEPTH = 597/632 mm (36x27 Eh)

CABINETS SERIES STANDARD F27



RAL 7035

**CABINET WITH SLIDING DOORS****ORD. NO.****F AF 1040 S1 08**

complete with 4 drawers, 2 retractable shelves,  
2 tool holder frames,  
1 rubber cover top with 3 edges

**Dimensions mm 1431x632x1020 h**

Tools and tool holders excluded



RAL 7000

**CABINET WITH LEAF DOORS****ORD. NO.****F AE 2040 S1 01**

complete with 4 drawers, 2 tool holder frames,  
1 rubber cover top with 3 edges

**Dimensions mm 717x597x1020 h**

Tools, tool holders and partitioning material excluded

**KEY**

RAL 7000 F. ....01

RAL 6011 F. ....02

RAL 5012 F. ....04

RAL 7035 F. ....08



- The cabinets must be secured to the floor or to the wall

■ Partitioning material: see page **A180**



CABINETS SERIES STANDARD F27



•ORD. NO. DRAWERS

**F AF 1040 06 04** 2

Cabinet with 2 drawers, 6 retractable shelves

Dimensions mm 1431x632x1000 h



ORD. NO. DRAWERS

**F AF 1040 01 04** 4

Cabinet with 4 drawers, 2 retractable shelves

Dimensions mm 1431x632x1000 h



•ORD. NO. DRAWERS

**F AF 1040 02 04** 6

Cabinet with 6 drawers, 2 retractable shelves

Dimensions mm 1431x632x1000 h



•ORD. NO. DRAWERS

**F AF 1040 04 04** 4

Cabinet with 4 drawers, 4 retractable shelves

Dimensions mm 1431x632x1000 h



•ORD. NO. DRAWERS

**F AF 1040 13 04** 8

Cabinet with 8 drawers, 2 retractable shelves

Dimensions mm 1431x632x1000 h



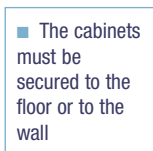

•ORD. NO. DRAWERS

**F AF 1040 09 04** 10

Cabinet with 10 drawers

Dimensions mm 1431x632x1000 h

RAL 7000 F. ....01 RAL 6011 F. ....02 RAL 5012 F. ....04 RAL 7035 F. ....08



KEY ■

- TT = telescopic full extension (100%)
- PE-TT = full telescopic retractable shelf (100%)
- S = normal extension (87%)



■ The cabinets must be secured to the floor or to the wall

LENGTH = 717 mm DEPTH = 597/632 mm (36x27 Eh)

CABINETS SERIES STANDARD F27



ORD. NO.	DRAWERS
<b>F AF 1040 10 04</b>	<b>4</b>
Cabinet with 4 drawers, 2 retractable shelves	
Dimensions mm 1431x632x1000 h	

ORD. NO.	SHELVES
<b>F AF 1040 14 04</b>	<b>6</b>
Cabinet with 4 retractable shelves, 2 adjustable shelves	
Dimensions mm 1431x632x1000 h	



■ KEY



- TT = telescopic full extension (100%)
- PE-TT = full telescopic retractable shelf (100%)
- S = normal extension (87%)
- PR = height adjustable shelf


RAL 7000 F. ....01 RAL 6011 F. ....02 RAL 5012 F. ....04 RAL 7035 F. ....08

■ The cabinets must be secured to the floor or to the wall



## CABINETS SERIES STANDARD F27

## EMPTY CABINET (FB102)



ORD. NO.	LOAD CAPACITY kg
<b>F AE 1040 00 04</b>	<b>3000</b>
Dimensions mm 717x597x1000 h	
Usable height mm 150+725	
Cabinet including 2 cylinder locks and 4 keys	

## ORD. NO.

**R CSR 0003 00**

Spare lock (for cabinet)


**R CSR 0008 00**

Spare lock (for door)

**R XAE 0001 99**

Pair of spare rod (for door)

## EMPTY CABINET (FB100)



ORD. NO.	LOAD CAPACITY kg
<b>F AE 2040 00 04</b>	<b>3000</b>
Dimensions mm 717x597x1000 h	
Usable height mm 875	
Cabinet including cylinder lock and 2 keys	

## ORD. NO.

**R CSR 0008 00**

Spare lock (for door)

**R XAE 0002 99**

Pair of spare rod (for door)

## EMPTY CABINET (FD100)



ORD. NO.	LOAD CAPACITY kg
<b>F AF 1040 00 04</b>	<b>1500+1500</b>
Dimensions mm 1431x632x1000 h	
Usable height mm 875	
Cabinet including cylinder lock and 2 keys	

## ORD. NO.

**R CSR 0012 00**

Spare lock (for door)

■ Spare key see page A150

■ The cabinet must be secured to the floor or to the wall. Further information for fixing set see page A150.

## NORMAL EXTENSION DRAWERS (S)

ORD. NO.	FRONT HEIGHT mm	LOAD CAPACITY kg	USABLE DIMENSIONS mm
<b>F FG 1005 00 04</b>	50	60	<b>600x447x36 h</b>
<b>F FG 1007 00 04</b>	75	80	<b>600x447x61 h</b>
<b>F FG 1010 00 04</b>	100	100	<b>600x447x86 h</b>
<b>F FG 1012 00 04</b>	125	100	<b>600x447x111 h</b>

Normale extension (87%)




■ Partitioning material: see page A80-A81

## FULL TELESCOPIC EXTENSION DRAWERS (TT)

ORD. NO.	FRONT HEIGHT mm	LOAD CAPACITY kg	USABLE DIMENSIONS mm
<b>F FG 1107 00 04</b>	75	200	<b>600x447x54 h</b>
<b>F FG 1110 00 04</b>	100	200	<b>600x447x79 h</b>
<b>F FG 1112 00 04</b>	125	200	<b>600x447x104 h</b>
<b>F FG 1115 00 04</b>	150	200	<b>600x447x129 h</b>
<b>F FG 1120 00 04</b>	200	200	<b>600x447x179 h</b>
<b>F FG 1125 00 04</b>	250	200	<b>600x447x229 h</b>
<b>F FG 1130 00 04</b>	300	200	<b>600x447x279 h</b>

Full telescopic extension (100%)




■ Partitioning material: see page A80-A81

## NORMAL EXTENSION SHELVES (PE-S)

ORD. NO.	SIDE HEIGHT mm	LOAD CAPACITY kg	USABLE DIMENSIONS mm
<b>F FG 8010 00 04</b>	–	100	<b>610x459</b>


Normale extension (87%)



## FULL TELESCOPIC EXTENSION SHELVES (PE-TT)

ORD. NO.	SIDE HEIGHT mm	LOAD CAPACITY kg	USABLE DIMENSIONS mm
<b>F FG 8110 00 04</b>	–	200	<b>610x459</b>

Full telescopic extension (100%)



## ADJUSTABLE SHELVES

ORD. NO.	SIDE HEIGHT mm	LOAD CAPACITY kg	USABLE DIMENSIONS mm
<b>F SR 1210 01 04</b>	25	150	<b>655x460</b>

Without extension system



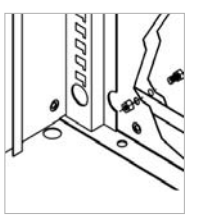
LENGTH = 717 mm DEPTH = 597/632 mm (36x27 Eh)

CABINETS SERIES STANDARD F27

**CABINET TO CABINET FIXING**

■ The article includes:  
4 M8 nuts and bolts.  
Suitable for fixing same  
series cabinets only.

**ORD. NO. F AG 9202 00 99**



**TWO SIDED ADHESIVE TAPE**

**ORD. NO.**

**R CMV 0025 00**

width 15 mm  
length 50 metres



■ 07

**PLINTHS**

For cabinet F AE 1040 - F AE 2040

**ORD. NO.**

**F RR 0060 00 07**

Plinths height 50 mm



■ 07

**PLINTHS**

For cabinet F AF 1040

**ORD. NO.**

**F RR 0110 00 07**

Plinths height 50 mm



■ 07

**PLINTHS FOR TRANSPALLET**

For cabinet F AE 1040 - F AE 2040

**ORD. NO.**

**F RR 0305 00 07** Plinths height 100 mm

**F RR 0405 00 07** Facing piece



■ 07

**PLINTHS FOR TRANSPALLET**

For cabinet F AF 1040

**ORD. NO.**

**F RR 0225 00 07**

Pair of plinths height 100 mm

**F RR 0445 00 07**

Facing piece



■ 07

**PLINTHS FOR FORK LIFT TRUCK**

For cabinet F AE 1040 - F AE 2040

**ORD. NO.**

**F RR 0210 00 07**

Pair of plinths height 60 mm

**F RR 0400 00 07**

Facing piece



■ 07

**PLINTHS FOR FORK LIFT TRUCK**

For cabinet F AF 1040


**ORD. NO.**

**F RR 0220 00 07**

Pair of plinths height 60 mm

**F RR 0440 00 07**

Facing piece



■ 07

**TOP SHELF**

For cabinet F AE 1040

**ORD. NO.**

DIMENSIONS mm

**F AG 9000 01 07**

717x573x20 h

oil-resistant rubber cover top with 3 edges



■ 07

**TOP SHELF**

For cabinet F AE 2040

**ORD. NO.**

DIMENSIONS mm

**F AE 9003 01 07**

717x597x20 h

oil-resistant rubber cover top with 3 edges



■ 07

**TOP SHELF**

For cabinet F AF 1040

**ORD. NO.**

DIMENSIONS mm

**F AF 9000 01 07**

1431x630x20 h

oil-resistant rubber cover top with 3 edges

■ INFO



www.famisp.com



CABINETS SERIES STANDARD F36



**ORD. NO. F AE 4058 14 01**  
RAL 7000

**ORD. NO. F AF 3040 17 08**  
RAL 7035

36 EH (600 mm)

36 EH (600 mm)

**FLOOR FIXING SET**



2x

- 2 "HILTI" plugs for concrete floors  $\geq$  to classes B25/RBK250/MPa 25 N/mm<sup>2</sup>
- Recommended traction of the plug: 2.9 KN
- Plug diameter:  $\varnothing$  6 mm

**ORD. NO. F AG 9204 00 99**

**CABINET FLOOR FIXING SET**

- Pair of spare galvanised brackets
- $\varnothing$  6 mm hole



**ORD. NO. F AG 9200 00 99**

**CABINET WITH SLIDING DOORS**

**ORD. NO.**

**F AF 3040 17 08**

- Complete with 4 drawers
- 2 retractable shelves
- 2 tool holder frames
- Dimensions mm 1431x785x1000 h**

Tools and tool holders excluded

**CABINET WITH LEAF DOORS**

**ORD. NO.**

**F AE 4058 14 01**

- Complete with 3 drawers
- 2 retractable shelves
- 1 tool holder frame
- Dimensions mm 717x750x1450 h**

Tools and tool holders excluded



RAL 7000 F. ....01

RAL 6011 F. ....02

RAL 5012 F. ....04

RAL 7035 F. ....08

**SUPPLEMENTARY PARTS ■**



■ **Spare key.** Always indicate the number on the cylinder lock of the key to be replaced.

ORD. NO. R CSC 0002 00


■ **Master key.** This type of key opens all the 45 and 46 series locks.

ORD. NO. R CSC 0001 00



LENGTH = 717 mm DEPTH = 750/785 mm (36x36 Eh)


CABINETS SERIES STANDARD F36



**ORD. NO.** DRAWERS  
**F AE 3040 01 04** 4  
Cabinet with 4 drawers  
**Dimensions mm 717x750x1000 h**  
Central lock




**ORD. NO.** DRAWERS  
**F AE 3040 11 04** 3  
Cabinet with 3 drawers  
2 retractable shelves  
**Dim. mm 717x750x1000 h** Central lock



**ORD. NO.** DRAWERS  
**F AE 3040 12 04** 5  
Cabinet with 5 drawers  
1 retractable shelf  
**Dim. mm 717x750x1000 h** Central lock




**ORD. NO.** DRAWERS  
**F AE 3040 13 04** 5  
Cabinet with 5 drawers  
1 retractable shelf  
**Dim. mm 717x750x1000 h** Central lock



**ORD. NO.** DRAWERS  
**F AE 3040 14 04** 4  
Cabinet with 4 drawers  
**Dimensions mm 717x750x1000 h**  
Central lock



**ORD. NO.** DRAWERS  
**F AE 3040 15 04** 2  
Cabinet with 2 drawers  
2 retractable shelves  
**Dim. mm 717x750x1000 h** Central lock



**ORD. NO.** DRAWERS  
**F AE 3040 17 04** 2  
Cabinet with 2 drawers  
1 retractable shelf, 1 adjustable shelf  
**Dim. mm 717x750x1000 h** Central lock



**CABINET WITH LEAF DOORS**

**ORD. NO.**  
**F AE 3040 S1 50**  
complete with 4 drawers,  
2 tool holder frames with supports,  
1 rubber cover MDF top  
**Dimensions mm 717x750x1030 h**  
Tools and tool holders excluded.



- TT = telescopic full extension (100%)
- PE-TT = full telescopic retractable shelf (100%)
- S = normal extension (87%)
- PR = height adjustable shelf

■ The cabinets must be secured to the floor or to the wall


■ KEY

RAL 7000 F. ....01 RAL 6011 F. ....02 RAL 5012 F. ....04 RAL 7035 F. ....08






CABINETS SERIES STANDARD F36




ORD. NO.	DRAWERS
<b>F AE 4040 01 04</b>	<b>2</b>
Cabinet with 2 drawers	
2 retractable shelves	
<b>Dimensions mm 717x750x1000 h</b>	



ORD. NO.	DRAWERS
<b>F AE 4040 08 04</b>	<b>6</b>
Cabinet with 6 drawers	
<b>Dimensions mm 717x750x1000 h</b>	



ORD. NO.	DRAWERS
<b>F AE 4040 09 04</b>	<b>3</b>
Cabinet with 3 drawers	
<b>Dimensions mm 717x750x1000 h</b>	




ORD. NO.	DRAWERS
<b>F AE 4040 10 04</b>	<b>2</b>
Cabinet with 2 drawers	
1 retractable shelf	
<b>Dimensions mm 717x750x1000 h</b>	



ORD. NO.	DRAWERS
<b>F AE 4040 11 04</b>	<b>2</b>
Cabinet with 2 drawers	
1 retractable shelf	
<b>Dimensions mm 717x750x1000 h</b>	



ORD. NO.	DRAWERS
<b>F AE 4040 12 04</b>	<b>3</b>
Cabinet with 3 drawers	
1 retractable shelf	
<b>Dimensions mm 717x750x1000 h</b>	



ORD. NO.	DRAWERS
<b>F AE 4040 13 04</b>	<b>3</b>
Cabinet with 3 drawers	
2 retractable shelves	
<b>Dimensions mm 717x750x1000 h</b>	



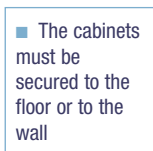

ORD. NO.	DRAWERS
<b>F AE 4040 14 04</b>	<b>4</b>
Cabinet with 4 drawers	
1 retractable shelf	
<b>Dimensions mm 717x750x1000 h</b>	



ORD. NO.	DRAWERS
<b>F AE 4040 15 04</b>	<b>3</b>
Cabinet with 3 drawers	
<b>Dimensions mm 717x750x1000 h</b>	

RAL 7000 F. ....01 RAL 6011 F. ....02 RAL 5012 F. ....04 RAL 7035 F. ....08

KEY ■



■ The cabinets must be secured to the floor or to the wall

- TT = telescopic full extension (100%)
- PE-TT = full telescopic retractable shelf (100%)
- S = normal extension (87%)



LENGTH = 717 mm DEPTH = 750/785 mm (36x36 Eh)

CABINETS SERIES STANDARD F36




ORD. NO.	DRAWERS
<b>F AE 4058 02 04</b>	<b>5</b>
Cabinet with 5 drawers	
Dimensions mm 717x750x1450 h	




ORD. NO.	DRAWERS
<b>F AE 4058 04 04</b>	<b>4</b>
Cabinet with 4 drawers, 2 retractable shelves	
Dimensions mm 717x750x1450 h	



ORD. NO.	DRAWERS
<b>F AE 4058 08 04</b>	<b>3</b>
Cabinet with 3 drawers, 2 retractable shelves	
Dimensions mm 717x750x1450 h	



ORD. NO.	DRAWERS
<b>F AE 4058 12 04</b>	<b>8</b>
Cabinet with 8 drawers	
Dimensions mm 717x750x1450 h	



ORD. NO.	SHELVES
<b>F AE 4058 10 04</b>	<b>4</b>
Cabinet with 3 retractable shelves, 1 adjustable shelf	
Dimensions mm 717x750x1450 h	



CABINET WITH LEAF DOORS

ORD. NO.
<b>F AE 4058 S1 01</b>
complete with 3 drawers, 2 retractable shelves, 1 tool holder frame, 1 rubber cover top with 3 edges
Dim. mm 717x750x1470 h <span style="float: right;">Tools and tool holders excluded</span>

KEY

RAL 7000 F. ....01 RAL 6011 F. ....02 RAL 5012 F. ....04 RAL 7035 F. ....08



- TT = telescopic full extension (100%)
- PE-TT = full telescopic retractable shelf (100%)
- S = normal extension (87%)
- PR = height adjustable shelf

■ The cabinets must be secured to the floor or to the wall



CABINETS SERIES STANDARD F36



•ORD. NO. DRAWERS  
**F AF 3040 04 04** 4  
Cabinet with 4 drawers, 4 retractable shelves  
Dimensions mm 1431x785x1000 h



•ORD. NO. DRAWERS  
**F AF 3040 06 04** 6  
Cabinet with 6 drawers  
Dimensions mm 1431x785x1000 h



ORD. NO. DRAWERS  
**F AF 3040 10 04** 4  
Cabinet with 4 drawers, 2 retractable shelves  
Dimensions mm 1431x785x1000 h



•ORD. NO. DRAWERS  
**F AF 3040 12 04** 12  
Cabinet with 12 drawers  
Dimensions mm 1431x785x1000 h



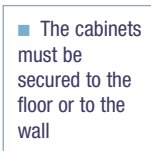
•ORD. NO. DRAWERS  
**F AF 3040 14 04** 8  
Cabinet with 8 drawers, 2 retractable shelves  
Dimensions mm 1431x785x1000 h



•ORD. NO. DRAWERS  
**F AF 3040 13 04** 8  
Cabinet with 8 drawers  
Dimensions mm 1431x785x1000 h

RAL 7000 F. ....01 RAL 6011 F. ....02 RAL 5012 F. ....04 RAL 7035 F. ....08

KEY ■



■ The cabinets must be secured to the floor or to the wall

- TT = telescopic full extension (100%)
- PE-TT = full telescopic retractable shelf (100%)
- S = normal extension (87%)



LENGTH = 717 mm DEPTH = 750/785 mm (36x36 Eh)

CABINETS SERIES STANDARD F36



ORD. NO.	DRAWERS
<b>F AF 3040 15 04</b>	<b>2</b>
Cabinet with 2 drawers, 6 retractable shelves	
<b>Dimensions mm 1431x785x1000 h</b>	

**CABINET WITH SLIDING DOORS**

ORD. NO.
<b>F AF 3040 S1 08</b>
complete with 4 drawers, 2 retractable shelves
2 tool holder frames
1 rubber cover top with 3 edges
<b>Dimensions mm 1431x785x1020 h</b>
Tools and tool holders excluded



■ RAL 7035

■ KEY

- RAL 7000 F. ....01
- RAL 6011 F. ....02
- RAL 5012 F. ....04
- RAL 7035 F. ....08



- PE-TT = full telescopic retractable shelf (100%)
- S = normal extension (87%)

■ The cabinets must be secured to the floor or to the wall



## CABINETS SERIES STANDARD F36

## EMPTY CABINET (FA100)



■ 01  
■ 02  
■ 04  
■ 08

ORD. NO. LOAD CAPACITY kg

**F AE 3040 00 04** 3000

Dimensions mm 717x750x1000 h

Usable height mm 150+725

Cabinet including 2 cylinder locks and 4 keys

## ORD. NO.

**R CSR 0003 00**

Spare lock (for cabinet)

**R CSR 0008 00**

Spare lock (for door)

**R XAE 0001 99**

Pair of spare rod (for door)

## EMPTY CABINET (F100 - F145)



■ 01  
■ 02  
■ 04  
■ 08

ORD. NO. LOAD CAPACITY kg

**F AE 4040 00 04** 3000

Dimensions mm 717x750x1000 h

Usable height mm 875

**F AE 4058 00 04** 3000

Dimensions mm 717x750x1450 h

Usable height mm 1325

Cabinet including cylinder lock and 2 keys

## ORD. NO.

**R CSR 0008 00**

Spare lock (for door)

**R XAE 0002 99**

Pair of spare rod (for door) cabinet F AE 4040

**R XAE 0003 99**

Pair of spare rod (for door) cabinet F AE 4058

## EMPTY CABINET (FC100)



■ 01  
■ 02  
■ 04  
■ 08

ORD. NO. LOAD CAPACITY kg

**F AF 3040 00 04** 1500+1500

Dimensions mm 1431x785x1000 h

Usable height mm 875

Cabinet including cylinder lock and 2 keys

## ORD. NO.

**R CSR 0012 00**

Spare lock (for door)


- Spare key see page A158

■ The cabinet must be secured to the floor or to the wall. Further information for fixing set see page A158.

## NORMAL EXTENSION DRAWERS (S)

ORD. NO.	FRONT HEIGHT mm	LOAD CAPACITY kg	USABLE DIMENSIONS mm
<b>F FG 2005 00 04</b>	50	60	600x600x36 h
<b>F FG 2007 00 04</b>	75	80	600x600x61 h
<b>F FG 2010 00 04</b>	100	100	600x600x86 h
<b>F FG 2012 00 04</b>	125	100	600x600x111 h
<b>F FG 2015 00 04</b>	150	100	600x600x136 h
<b>F FG 2017 00 04</b>	175	100	600x600x161 h
<b>F FG 2020 00 04</b>	200	100	600x600x186 h
<b>F FG 2030 00 04</b>	300	100	600x600x286 h

Normal extension (87%)




■ 01  
■ 02  
■ 04  
■ 08

- Partitioning material: see page A96-A97

## FULL TELESCOPIC EXTENSION DRAWERS (TT)

ORD. NO.	FRONT HEIGHT mm	LOAD CAPACITY kg	USABLE DIMENSIONS mm
<b>F FG 2107 00 04</b>	75	200	600x600x54 h
<b>F FG 2110 00 04</b>	100	200	600x600x79 h
<b>F FG 2112 00 04</b>	125	200	600x600x104 h
<b>F FG 2115 00 04</b>	150	200	600x600x129 h
<b>F FG 2117 00 04</b>	175	200	600x600x154 h
<b>F FG 2120 00 04</b>	200	200	600x600x179 h
<b>F FG 2125 00 04</b>	250	200	600x600x229 h
<b>F FG 2130 00 04</b>	300	200	600x600x279 h
<b>F FG 2140 00 04</b>	400	200	600x600x379 h

Full telescopic extension (100%)



■ 01  
■ 02  
■ 04  
■ 08

- Partitioning material: see page A96-A97

## NORMAL EXTENSION SHELVES (PE-S)

ORD. NO.	SIDE HEIGHT mm	LOAD CAPACITY kg	USABLE DIMENSIONS mm
<b>F FG 8020 00 04</b>	—	100	610x610

Normal extension (87%)



■ 01  
■ 02  
■ 04  
■ 08


LENGTH = 717 mm DEPTH = 750/785 mm (36x36 Eh)

CABINETS SERIES STANDARD F36

**FULL TELESCOPIC EXTENSION SHELVES (PE-TT)**

ORD. NO.	SIDE HEIGHT mm	LOAD CAPACITY kg	USABLE DIMENSIONS mm
<b>F FG 8120 00 04</b>	-	200	<b>610x610</b>

Full telescopic extension (100%)



**ADJUSTABLE SHELVES**

ORD. NO.	SIDE HEIGHT mm	LOAD CAPACITY kg	USABLE DIMENSIONS mm
<b>F SR 1260 01 04</b>	25	150	<b>618x618</b>

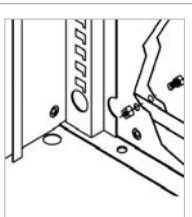
Without extension system



**CABINET TO CABINET FIXING**

■ The article includes:  
4 M8 nuts and bolts.  
Suitable for fixing same series cabinets only.

**ORD. NO. F AG 9202 00 99**



**TWO SIDED ADHESIVE TAPE**

**ORD. NO.**

**R CMV 0025 00**

width 15 mm  
length 50 metres



■ 07

**PLINTHS**

For cabinet F AE 3040 - F AE 4040 - F AE 4058

**ORD. NO.**

**F RR 0080 00 07**

Plinths height 50 mm



■ 07

**PLINTHS**

For cabinet F AF 3040

**ORD. NO.**

**F RR 0145 00 07**

Plinths height 50 mm



■ 07

**PLINTHS FOR TRANSPALLET**

For cabinet F AE 3040 - F AE 4040 - F AE 4058

**ORD. NO.**

**F RR 0315 00 07** Plinths height 100 mm

**F RR 0405 00 07** Facing piece



■ 07

**PLINTHS FOR TRANSPALLET**

For cabinet F AF 3040

**ORD. NO.**

**F RR 0255 00 07** Pair of plinths height 100 mm

**F RR 0445 00 07** Facing piece



■ 07

**PLINTHS FOR FORK LIFT TRUCK**

For cabinet F AE 3040 - F AE 4040 - F AE 4058

**ORD. NO.**

**F RR 0240 00 07** Pair of plinths height 60 mm

**F RR 0400 00 07** Facing piece



■ 07

**PLINTHS FOR FORK LIFT TRUCK**

For cabinet F AF 3040

**ORD. NO.**

**F RR 0250 00 07** Pair of plinths height 60 mm

**F RR 0440 00 07** Facing piece



■ 07

**TOP SHELF**

For cabinet F AE 3040

**ORD. NO.**

**F AG 9003 01 07** 717x726x20 h

oil-resistant rubber cover top with 3 edges



■ 07

**TOP SHELF**

For cabinet F AE 4040 - F AE 4058

**ORD. NO.**

**F AE 9009 01 07** 717x750x20 h

oil-resistant rubber cover top with 3 edges



■ 07

**TOP SHELF**

For cabinet F AF 3040

**ORD. NO.**

**F AF 9006 01 07** 1431x785x20 h

oil-resistant rubber cover top with 3 edges



ORD. NO. F AE 8058 21 04

**FLOOR FIXING SET**

2x

- 2 "HILTI" plugs for concrete floors  $\geq$  to classes B25/RBK250/MPa 25 N/mm<sup>2</sup>
- Recommended traction of the plug: 2.9 KN
- Plug diameter:  $\varnothing$  6 mm

ORD. NO. F AG 9204 00 99

**CABINET FLOOR FIXING SET**

- Pair of spare galvanised brackets
- $\varnothing$  6 mm hole





ORD. NO. F AG 9200 00 99

RAL 7000 F. ....01

RAL 6011 F. ....02

RAL 5012 F. ....04

RAL 7035 F. ....08

**SUPPLEMENTARY PARTS ■**

- **Spare key.** Always indicate the number on the cylinder lock of the key to be replaced.

ORD. NO. R CSC 0002 00

- **Master key.** This type of key opens all the 45 and 46 series locks.

ORD. NO. R CSC 0001 00



LENGTH = 717 mm DEPTH = 750 mm (36x36 Eh)

## CABINETS SERIES STANDARD FO



ORD. NO. SHELVES

**F AE 8058 01 04** 2

Cabinet complete with: 2 full extension retractable shelves (200 kg), 4 plastic cans 25 litres capacity, 5 plastic cans 10 litres capacity, 1 retractable safety tank for oil 40 litres capacity.

Total useful capacity of the cabinet:	150 litres
---------------------------------------	------------

Capacity of safety tank for oil:	40 litres
----------------------------------	-----------

**Dimensions mm 717x750x1450 h**

ORD. NO. SHELVES

**F AE 8058 21 04** 2

Cabinet complete with: 2 full extension retractable shelves (200 kg), 4 plastic cans 25 litres capacity, 5 plastic cans 10 litres capacity, 1 plastic drip tray 10 litres capacity, 1 safety tank for oil 77 litres capacity, 2 plugs for tank.

Total useful capacity of the cabinet:	150 litres
---------------------------------------	------------

Capacity of safety tank for oil:	77 litres
----------------------------------	-----------

**Dimensions mm 717x750x1600 h**

ORD. NO. SHELVES

**F AE 8058 41 04** 2

Cabinet complete with: 2 full extension retractable shelves (200 kg), 4 plastic cans 25 litres capacity, 5 plastic cans 10 litres capacity, 1 retractable safety tank for oil 40 litres capacity, 1 safety tank for oil 77 litres capacity, 2 plugs for tank.

Total useful capacity of the cabinet:	150 litres
---------------------------------------	------------

Total capacity of safety tanks for oil:	117 litres
---	------------

**Dimensions mm 717x750x1600 h**

ORD. NO. SHELVES

**F AE 8058 02 04** 3

Cabinet complete with: 3 full extension retractable shelves (200 kg), 4 plastic cans 25 litres capacity, 10 plastic cans 10 litres capacity, 1 retractable safety tank for oil 40 litres capacity.

Total useful capacity of the cabinet:	200 litres
---------------------------------------	------------

Capacity of safety tank for oil:	40 litres
----------------------------------	-----------

**Dimensions mm 717x750x1450 h**

ORD. NO. SHELVES

**F AE 8058 22 04** 3

Cabinet complete with: 3 full extension retractable shelves (200 kg), 4 plastic cans 25 litres capacity, 10 plastic cans 10 litres capacity, 1 plastic drip tray 10 litres capacity, 1 safety tank for oil 77 litres capacity, 2 plugs for tank.

Total useful capacity of the cabinet:	200 litres
---------------------------------------	------------

Capacity of safety tank for oil:	77 litres
----------------------------------	-----------

**Dimensions mm 717x750x1600 h**

ORD. NO. SHELVES

**F AE 8058 42 04** 3

Cabinet complete with: 3 full extension retractable shelves (200 kg), 4 plastic cans 25 litres capacity, 10 plastic cans 10 litres capacity, 1 retractable safety tank for oil 40 litres capacity, 1 safety tank for oil 77 litres capacity, 2 plugs for tank.

Total useful capacity of the cabinet:	200 litres
---------------------------------------	------------

Total capacity of safety tanks for oil:	117 litres
---	------------

**Dimensions mm 717x750x1600 h**

## ■ KEY

RAL 7000 F. ....01


RAL 6011 F. ....02

RAL 5012 F. ....04

RAL 7035 F. ....08



■ The cabinets must be secured to the floor or to the wall





## CABINETS SERIES STANDARD FO



ORD. NO.	SHELVES
<b>F AE 8058 03 04</b>	<b>2</b>
Cabinet complete with:	
2 full extension retractable shelves (200 kg),	
8 plastic cans 25 litres capacity,	
1 retractable safety tank for oil 40 litres capacity	
Total useful capacity of the cabinet:	200 litres
Capacity of safety tank for oil:	40 litres
<b>Dimensions mm 717x750x1450 h</b>	


ORD. NO.	SHELVES
<b>F AE 8058 23 04</b>	<b>2</b>
Cabinet complete with: 2 full extension retractable	
shelves (200 kg), 8 plastic cans 25 litres capacity,	
1 plastic drip tray 10 litres capacity,	
1 safety tank for oil 77 litres capacity,	
2 plugs for tank.	
Total useful capacity of the cabinet:	200 litres
Capacity of safety tank for oil:	77 litres
<b>Dimensions mm 717x750x1600 h</b>	

ORD. NO.	SHELVES
<b>F AE 8058 43 04</b>	<b>2</b>
Cabinet complete with: 2 full extension retractable	
shelves (200 kg), 8 plastic cans 25 litres capacity,	
1 retractable safety tank for oil 40 litres capacity,	
1 safety tank for oil 77 litres capacity, 2 plugs for tank.	
Total useful capacity of the cabinet:	200 litres
Total capacity of safety tanks for oil:	117 litres
<b>Dimensions mm 717x750x1600 h</b>	



RAL 7000 F. ....01 RAL 6011 F. ....02 RAL 5012 F. ....04 RAL 7035 F. ....08

KEY ■



■ The cabinets must be secured to the floor or to the wall



LENGTH = 717 mm DEPTH = 750 mm (36x36 Eh)

## CABINETS SERIES STANDARD FO

**ORD. NO.**

SHELVES

**F AE 8058 04 04****4**

Cabinet complete with:  
 4 full extension retractable shelves (200 kg),  
 20 plastic cans 10 litres capacity,  
 1 retractable safety tank for oil 23 litres capacity

Total useful capacity of the cabinet:	200 litres
---------------------------------------	------------

Capacity of safety tank for oil:	23 litres
----------------------------------	-----------

**Dimensions mm 717x750x1450 h****ORD. NO.**

SHELVES

**F AE 8058 24 04****4**

Cabinet complete with: 4 full extension retractable shelves (200 kg), 20 plastic cans 10 litres capacity, 1 plastic drip tray 10 litres capacity, 1 safety tank for oil 77 litres capacity, 2 plugs for tank.

Total useful capacity of the cabinet:	200 litres
---------------------------------------	------------

Capacity of safety tank for oil:	77 litres
----------------------------------	-----------

**Dimensions mm 717x750x1600 h****ORD. NO.**

SHELVES

**F AE 8058 44 04****4**

Cabinet complete with: 4 full extension retractable shelves (200 kg), 20 plastic cans 10 litres capacity, 1 retractable safety tank for oil 23 litres capacity, 1 safety tank for oil holding 77 litres, 2 plugs for tank.

Total useful capacity of the cabinet:	200 litres
---------------------------------------	------------

Total capacity of safety tanks for oil:	100 litres
---	------------

**Dimensions mm 717x750x1600 h**

## ■ KEY

RAL 7000 F. ....01

RAL 6011 F. ....02

RAL 5012 F. ....04

RAL 7035 F. ....08



- The cabinets must be secured to the floor or to the wall



## CABINETS SERIES STANDARD FO



ORD. NO.	SHELVES
<b>F AE 8058 05 04</b>	<b>3</b>
Cabinet complete with: 2 full extension retractable shelves (200 kg), 4 plastic cans 25 litres capacity, 5 plastic cans 10 litres capacity, 1 height adjustable shelf (150 kg) 618 mm deep, 1 retractable safety tank for oil 40 litres capacity.	
Total useful capacity of the cabinet:	150 litres
Capacity of safety tank for oil:	40 litres
<b>Dimensions mm 717x750x1450 h</b>	



ORD. NO.	SHELVES
<b>F AE 8058 25 04</b>	<b>3</b>
Cabinet complete with: 2 full extension retractable shelves (200 kg), 4 plastic cans 25 litres capacity, 5 plastic cans 10 litres capacity, 1 height adjustable shelf (150 kg) 618 mm deep, 1 plastic drip tray 10 litres capacity, 1 safety tank for oil 77 litres capacity, 2 plugs for tank.	
Total useful capacity of the cabinet:	150 litres
Capacity of safety tank for oil:	77 litres
<b>Dimensions mm 717x750x1600 h</b>	



ORD. NO.	SHELVES
<b>F AE 8058 45 04</b>	<b>3</b>
Cabinet complete with: 2 full extension retractable shelves (200 kg), 4 plastic cans 25 litres capacity, 5 plastic cans 10 litres capacity, 1 height adjustable shelf (150 kg) 618 mm deep, 1 retractable safety tank for oil 40 litres capacity, 1 safety tank for oil 77 litres capacity, 2 plugs for tank.	
Total useful capacity of the cabinet:	150 litres
Total capacity of safety tanks for oil:	117 litres
<b>Dimensions mm 717x750x1600 h</b>	



ORD. NO. F AE 8058 42 04



ORD. NO. F AE 8058 25 04

RAL 7000 F. ....01

RAL 6011 F. ....02

RAL 5012 F. ....04

RAL 7035 F. ....08

## SUPPLEMENTARY PARTS ■



■ The cabinets must be secured to the floor or to the wall



■ **Spare key.** Always indicate the number on the cylinder lock of the key to be replaced.

ORD. NO. R CSC 0002 00

■ **Master key.** This type of key opens all the 45 and 46 series locks.

ORD. NO. R CSC 0001 00



LENGTH = 717 mm DEPTH = 750 mm (36x36 Eh)

CABINETS SERIES STANDARD FO



■ INFO

RAL 7000 F. ....01

RAL 6011 F. ....02

RAL 5012 F. ....04

RAL 7035 F. ....08


[www.famispaspa.com](http://www.famispaspa.com)


## CABINETS SERIES STANDARD CS




## FLOOR FIXING SET



2x

- 2 "HILTI" plugs for concrete floors  $\geq$  to classes B25/RBK250/MP<sub>A</sub> 25 N/mm<sup>2</sup>
- Recommended traction of the plug: 2.9 KN
- Plug diameter:  $\varnothing$  6 mm

ORD. NO. F AG 9204 00 99



The lock on the door in figure **A** closes or opens the lower door in figure **B** at the same time



RAL 7000 F. ....01

RAL 6011 F. ....02

RAL 5012 F. ....04

RAL 7035 F. ....08

## SUPPLEMENTARY PARTS ■



- **Spare key.** Always indicate the number on the cylinder lock of the key to be replaced.

ORD. NO. R CSC 0002 00

- **Master key.** This type of key opens all the 45 and 46 series locks.

ORD. NO. R CSC 0001 00



LENGTH = 717 mm DEPTH = 635 mm

CABINETS SERIES STANDARD CS

Polycarbonate door with safety lock.  
Useful dimensions:  
660x525 mm h.

Suitable for monitor sizes up to 21".  
Internal dimensions of upper compartment:  
690x600x580 mm h.


Retractable keyboard shelf.  
Useful dimensions:  
620x510 mm h.

The lower compartment can be fitted with retractable and height adjustable shelves for housing hardware systems and printers.  
Internal dimensions :  
690x600x720 mm h.



Room temperature for use -5/+40 °C with umidity up to 50%  
Room temperature for use -5/+20 °C with umidity up to 90%

**3** The retractable keyboard shelf can be locked in two different positions and it is generously sized to make place for work accessories and make it more comfortable to use the keyboard.  
1 mouse pad, 2 floor brackets, 12 plastic caps and 2 levelling devices are supplied standard with the cabinet.



**7** The electrical system (protected by IP 30) of each computer cabinet is standard supplied with a 230V 10A circuit breaker and tested with a special tester according to the CEI EN 60204-1, with the following tests:  
- continuity of the earth circuit  
- applied voltage  
- insulation resistance




■ **Cabinet with or without plinths**  
Cabinet load capacity: 400 kg  
Load capacity of the adjustable shelf: 100 kg  
Load capacity of the retractable shelf: 50 kg

■ **Cabinet with wheels**  
Cabinet load capacity: 400 kg.  
Load capacity of the adjustable shelf: 100 kg  
Load capacity of the retractable shelf: 25 kg\*

\*Attention: the load capacity may be increased by 100% if the cabinet already contains a 50 kg load.

**9** Adjust the external length of the power cable by unscrewing the relative cable holder. The dual protection power cable is 3 metres long.




■ KEY

RAL 7000 F. ....01 RAL 6011 F. ....02 RAL 5012 F. ....04 RAL 7035 F. ....08



■ All indicated loads are net and refer to evenly distributed weights



## CABINETS SERIES STANDARD CS

**Dimensions mm 717x635x810 h**

Complete with: 1 height adjustable shelf, 1 retractable keyboard shelf

Computer cabinet **ORD. NO. F AS 0801 11 08**

ORD. NO. with 1 fan	type and number of wired sockets:					
	D	F	GB	I	CH	IL
<b>F AS 0801 11 04</b>	5	-	-	-	-	-
<b>F AS 0801 21 04</b>	2	3	-	-	-	-
<b>F AS 0801 31 04</b>	2	-	2	-	-	-
<b>F AS 0801 41 04</b>	2	-	-	3	-	-
<b>F AS 0801 51 04</b>	2	-	-	-	3	-
<b>F AS 0801 71 04</b>	2	-	-	-	-	3

ORD. NO. with 2 fans	type and number of wired sockets:					
	D	F	GB	I	CH	IL
<b>F AS 0802 11 04</b>	5	-	-	-	-	-
<b>F AS 0802 21 04</b>	2	3	-	-	-	-
<b>F AS 0802 31 04</b>	2	-	2	-	-	-
<b>F AS 0802 41 04</b>	2	-	-	3	-	-
<b>F AS 0802 51 04</b>	2	-	-	-	3	-
<b>F AS 0802 71 04</b>	2	-	-	-	-	3



RAL 7035



LENGTH = 717 mm DEPTH = 635 mm

CABINETS SERIES STANDARD CS



Dimensions mm 717x635x1560 h  
complete with: 2 height adjustable shelves, 1 retractable keyboard shelf


ORD. NO. with 1 fan	type and number of wired sockets:					
	D	F	GB	I	CH	IL
F AS 1601 11 04	5	-	-	-	-	-
F AS 1601 21 04	2	3	-	-	-	-
F AS 1601 31 04	2	-	2	-	-	-
F AS 1601 41 04	2	-	-	3	-	-
F AS 1601 51 04	2	-	-	-	3	-
F AS 1601 71 04	2	-	-	-	-	3

ORD. NO. with 2 fans	type and number of wired sockets:					
	D	F	GB	I	CH	IL
F AS 1602 11 04	5	-	-	-	-	-
F AS 1602 21 04	2	3	-	-	-	-
F AS 1602 31 04	2	-	2	-	-	-
F AS 1602 41 04	2	-	-	3	-	-
F AS 1602 51 04	2	-	-	-	3	-
F AS 1602 71 04	2	-	-	-	-	3

Computer cabinet  
ORD. NO. F AS 1601 12 04  
with 2 multi-purpose supports  
ORD. NO. F AS 2250 00 07

"Dark light" lamp with three joints  
ORD. NO. F BL 9980 00 08

can contain big tower



Cabinet with writing desk ORD. NO. F AA 0110 00 04 Polyurethane chair ORD. NO. F QZ 2211 00 07

KEY

RAL 7000 F. ....01 RAL 6011 F. ....02 RAL 5012 F. ....04 RAL 7035 F. ....08




The cabinets must be secured to the floor






## CABINETS SERIES STANDARD CS



**Dim. mm 717x635x1560 h**  
Complete with:  
2 height adjustable shelves  
1 retractable keyboard shelf  
1 retractable shelf

ORD. NO. with 1 fan	type and number of wired sockets:					
	D	F	GB	I	CH	IL
<b>F AS 1601 12 04</b>	5	-	-	-	-	-
<b>F AS 1601 22 04</b>	2	3	-	-	-	-
<b>F AS 1601 32 04</b>	2	-	2	-	-	-
<b>F AS 1601 42 04</b>	2	-	-	3	-	-
<b>F AS 1601 52 04</b>	2	-	-	-	3	-
<b>F AS 1601 72 04</b>	2	-	-	-	-	3

ORD. NO. with 2 fans	type and number of wired sockets:					
	D	F	GB	I	CH	IL
<b>F AS 1602 12 04</b>	5	-	-	-	-	-
<b>F AS 1602 22 04</b>	2	3	-	-	-	-
<b>F AS 1602 32 04</b>	2	-	2	-	-	-
<b>F AS 1602 42 04</b>	2	-	-	3	-	-
<b>F AS 1602 52 04</b>	2	-	-	-	3	-
<b>F AS 1602 72 04</b>	2	-	-	-	-	3




**Dim. mm 717x635x1660 h**  
Complete with:  
2 height adjustable shelves  
1 retractable keyboard shelf  
1 retractable shelf  
1 pair of 100 mm h base plinths without facing piece

**Facing piece for base plinths 100 mm h**



**Dim. mm 717x635x1760 h**  
Complete with:  
2 height adjustable shelves  
1 retractable keyboard shelf  
1 retractable shelf  
1 pair of 200 mm h base plinths without facing piece

**Facing piece for base plinths 200 mm h**



ORD. NO. with 1 fan	type and number of wired sockets:					
	D	F	GB	I	CH	IL
<b>F AS 1601 14 04</b>	5	-	-	-	-	-
<b>F AS 1601 24 04</b>	2	3	-	-	-	-
<b>F AS 1601 34 04</b>	2	-	2	-	-	-
<b>F AS 1601 44 04</b>	2	-	-	3	-	-
<b>F AS 1601 54 04</b>	2	-	-	-	3	-
<b>F AS 1601 74 04</b>	2	-	-	-	-	3

ORD. NO. with 2 fans	type and number of wired sockets:					
	D	F	GB	I	CH	IL
<b>F AS 1602 14 04</b>	5	-	-	-	-	-
<b>F AS 1602 24 04</b>	2	3	-	-	-	-
<b>F AS 1602 34 04</b>	2	-	2	-	-	-
<b>F AS 1602 44 04</b>	2	-	-	3	-	-
<b>F AS 1602 54 04</b>	2	-	-	-	3	-
<b>F AS 1602 74 04</b>	2	-	-	-	-	3

ORD. NO. with 1 fan	type and number of wired sockets:					
	D	F	GB	I	CH	IL
<b>F AS 1601 15 04</b>	5	-	-	-	-	-
<b>F AS 1601 25 04</b>	2	3	-	-	-	-
<b>F AS 1601 35 04</b>	2	-	2	-	-	-
<b>F AS 1601 45 04</b>	2	-	-	3	-	-
<b>F AS 1601 55 04</b>	2	-	-	-	3	-
<b>F AS 1601 75 04</b>	2	-	-	-	-	3

ORD. NO. with 2 fans	type and number of wired sockets:					
	D	F	GB	I	CH	IL
<b>F AS 1602 15 04</b>	5	-	-	-	-	-
<b>F AS 1602 25 04</b>	2	3	-	-	-	-
<b>F AS 1602 35 04</b>	2	-	2	-	-	-
<b>F AS 1602 45 04</b>	2	-	-	3	-	-
<b>F AS 1602 55 04</b>	2	-	-	-	3	-
<b>F AS 1602 75 04</b>	2	-	-	-	-	3

RAL 7000 F. ....01

RAL 6011 F. ....02

RAL 5012 F. ....04

RAL 7035 F. ....08

## SUPPLEMENTARY PARTS ■



■ All indicated loads are net and refer to evenly distributed weights



- 2 "HILTI" plugs for concrete floors  $\geq$  to classes B25/RBK250/MPa 25 N/mm<sup>2</sup>
- Recommended traction of the plug: 2.9 KN
- Plug diameter:  $\varnothing$  6 mm

ORD. NO. F AG 9204 00 99



LENGTH = 717 mm DEPTH = 635 mm

CABINETS SERIES STANDARD CS


**MULTI-PURPOSE SUPPORT**



4 position for the multi-purpose support (2 to the right side and 2 to the left side of the cabinet).



Cabinet **ORD. NO. F AS 1601 15 04** with base plinth and facing piece **ORD. NO. F RR 0645 01 07**



handling with a transpallet



**Dim. mm 717x635x1690 h**  
 Complete with:  
 2 height adjustable shelves  
 1 retractable keyboard shelf  
 1 retractable shelf  
 2 swivel nylon wheels with brake  
 2 fixed nylon wheels Ø 100 mm

ORD. NO. with 1 fan	type and number of wired sockets:					
	D	F	GB	I	CH	IL
<b>F AS 1601 13 04</b>	5	-	-	-	-	-
<b>F AS 1601 23 04</b>	2	3	-	-	-	-
<b>F AS 1601 33 04</b>	2	-	2	-	-	-
<b>F AS 1601 43 04</b>	2	-	-	3	-	-
<b>F AS 1601 53 04</b>	2	-	-	-	3	-
<b>F AS 1601 73 04</b>	2	-	-	-	-	3

ORD. NO. with 2 fans	type and number of wired sockets:					
	D	F	GB	I	CH	IL
<b>F AS 1602 13 04</b>	5	-	-	-	-	-
<b>F AS 1602 23 04</b>	2	3	-	-	-	-
<b>F AS 1602 33 04</b>	2	-	2	-	-	-
<b>F AS 1602 43 04</b>	2	-	-	3	-	-
<b>F AS 1602 53 04</b>	2	-	-	-	3	-
<b>F AS 1602 73 04</b>	2	-	-	-	-	3

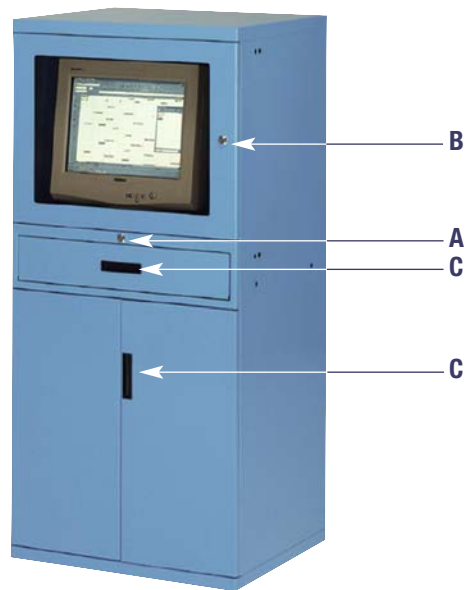


## CABINETS SERIES STANDARD CS

## EMPTY CABINET



ORD. NO.	LOAD CAPACITY kg
<b>F AS 1600 01 04</b>	<b>400</b>
overall dimensions mm <b>717x635x1560 h</b>	
Int. dim. of upper compartment mm <b>690x600x580 h</b>	
Int. dim. of lower compartment mm <b>690x600x720 h</b>	
<b>Attention:</b> to the computer cabinet it is possible to apply wheels with Ø 100/125/150 mm only	
■ Wheels see page <b>A52</b>	



ORD. NO.
<b>R CSR 0027 00</b>
Spare lock (for central lock) ref. A
<b>R CSR 0026 00</b>
Spare lock (for polycarbonate doors) ref. B
<b>R XAS 0002 99</b>
Spare rod (for pair of doors)
<b>R XDA 0002 07</b>
Spare handle (for doors) ref. C



## RETRACTABLE SHELF

ORD. NO.	LOAD CAPACITY kg
<b>F AS 2360 00 01</b>	<b>50</b>
Overall dimensions mm <b>650x585x25 h</b>	
Usable dimensions mm <b>620x510</b>	



## RETRACTABLE KEYBOARD SHELF

ORD. NO.	LOAD CAPACITY kg
<b>F AS 2350 00 01</b>	<b>50</b>
Overall dimensions mm <b>650x585x25 h</b>	
Usable dimensions mm <b>620x510</b>	



## ADJUSTABLE SHELF

ORD. NO.	LOAD CAPACITY kg
<b>F AS 2040 01 01</b>	<b>100</b>
Overall dimensions mm <b>690x595x35 h</b>	
Usable dimensions mm <b>685x510</b>	



## PAIR OF PLINTHS FOR TRANSPALLET 100 mm h

ORD. NO.

<b>F RR 1625 00 07</b>	Plinths height 100 mm
<b>F RR 0645 00 07</b>	Facing piece



## PAIR OF PLINTHS 200 mm h

ORD. NO.

<b>F RR 1635 00 07</b>	Plinths height 200 mm
<b>F RR 0645 01 07</b>	Facing piece

RAL 7000 F. ....01

RAL 6011 F. ....02

RAL 5012 F. ....04

RAL 7035 F. ....08

## SUPPLEMENTARY PARTS ■



■ All indicated loads are net and refer to evenly distributed weights



■ **Spare key.** Always indicate the number on the cylinder lock of the key to be replaced.

ORD. NO. R CSC 0002 00

■ **Master key.** This type of key opens all the 45 and 46 series locks.

ORD. NO. R CSC 0001 00



LENGTH = 717 mm DEPTH = 635 mm

## CABINETS SERIES STANDARD CS

**PROFILE**

ORD. NO.

**C ME 99 018**

1000 mm long 4-channel plastic cable duct

**GRILLES**

ORD. NO.

**F AS 3210 00 00**

External grille complete with dust filter

**HANDLE**

ORD. NO.

**F AG 9300 00 07****FAN**

ORD. NO.

**F AS 3220 00 00**


220V wired fan complete with grilles and Schuko plug

**ELECTRICAL SYSTEM**

The electrical system (protected by **IP 30**) is supplied with one 230V 10A circuit breaker, five 220-250V 10A 2P+E sockets and one 220-250V 16A 2P+E heavy-duty plug

ORD. NO.	type and number of wired sockets:					
	D	F	GB	I	CH	IL
<b>F AS 4100 10 00</b>	5	-	-	-	-	-
<b>F AS 4100 20 00</b>	2	3	-	-	-	-
<b>F AS 4100 30 00</b>	2	-	2	-	-	-
<b>F AS 4100 40 00</b>	2	-	-	3	-	-
<b>F AS 4100 50 00</b>	2	-	-	-	3	-
<b>F AS 4100 70 00</b>	2	-	-	-	-	3



## ■ INFO


[www.famispa.com](http://www.famispa.com)


## SERIES STANDARD H

**1 Eh = 17 mm**

**1 Eh (17 mm)**  
corresponds to the pitch of the slots and  
of the perforations of the drawer.



GALVANISED  
F. ....99

INFO ■

[www.famispa.com](http://www.famispa.com)



1 EH = 17 mm

SERIES STANDARD H

PLAIN PARTITIONS



FOR FRONT HEIGHTS

	ORD. NO. Lengths 24 Eh (405 mm)	ORD. NO. Lengths 27 Eh (455 mm)	ORD. NO. Lengths 30 Eh (507 mm)	ORD. NO. Lengths 36 Eh (610 mm)	ORD. NO. Lengths 54 Eh (914 mm)	ORD. NO. Lengths 64 Eh (1085 mm)	ORD. NO. Lengths 78 Eh (1323 mm)
50	F HA 2110 00 99	F HA 2120 00 99	F HA 2130 00 99	F HA 2140 00 99	F HA 2150 00 99	-	-
75	F HA 2210 00 99	F HA 2220 00 99	F HA 2230 00 99	F HA 2240 00 99	F HA 2250 00 99	F HA 2260 00 99	F HA 2270 00 99
100-125	F HA 2310 00 99	F HA 2320 00 99	F HA 2330 00 99	F HA 2340 00 99	F HA 2350 00 99	F HA 2360 00 99	F HA 2370 00 99
150-175	F HA 2410 00 99	F HA 2420 00 99	F HA 2430 00 99	F HA 2440 00 99	F HA 2450 00 99	F HA 2460 00 99	F HA 2470 00 99
200-250	F HA 2510 00 99	F HA 2520 00 99	F HA 2530 00 99	F HA 2540 00 99	F HA 2550 00 99	F HA 2560 00 99	F HA 2570 00 99
300-400	-	-	-	F HA 2640 00 99	F HA 2650 00 99	F HA 2660 00 99	F HA 2670 00 99



SLOTTED PARTITIONS



FOR FRONT HEIGHTS

	ORD. NO. Lengths 17 Eh (286 mm)	ORD. NO. Lengths 27 Eh (455 mm)	ORD. NO. Lengths 30 Eh (507 mm)	ORD. NO. Lengths 36 Eh (610 mm)	ORD. NO. Lengths 54 Eh (914 mm)	ORD. NO. Lengths 64 Eh (1085 mm)	ORD. NO. Lengths 78 Eh (1323 mm)
50	F HA 1110 00 99	F HA 1120 00 99	F HA 1130 00 99	F HA 1140 00 99	F HA 1150 00 99	-	-
75	-	F HA 1220 00 99	F HA 1230 00 99	F HA 1240 00 99	F HA 1250 00 99	F HA 1260 00 99	F HA 1270 00 99
100-125	-	F HA 1320 00 99	F HA 1330 00 99	F HA 1340 00 99	F HA 1350 00 99	F HA 1360 00 99	F HA 1370 00 99
150-175	-	F HA 1420 00 99	F HA 1430 00 99	F HA 1440 00 99	F HA 1450 00 99	F HA 1460 00 99	F HA 1470 00 99
200-250	-	F HA 1520 00 99	-	F HA 1540 00 99	F HA 1550 00 99	F HA 1560 00 99	F HA 1570 00 99
300-400	-	F HA 1620 00 99	-	F HA 1640 00 99	F HA 1650 00 99	F HA 1660 00 99	F HA 1670 00 99



SINGLE-SIDED SLOTTED PARTITIONS



FOR FRONT HEIGHTS

	ORD. NO. Lengths 27 Eh (455 mm)	ORD. NO. Lengths 36 Eh (610 mm)
50	F HA 1121 00 99	F HA 1141 00 99

■ INFO

GALVANISED  
F. .... 99



www.famispa.com



1 EH = 17 mm

## SERIES STANDARD H

## PLAIN PARTITIONS




## FOR FRONT HEIGHTS

	ORD. NO. Lengths 2 Eh (30 mm)	ORD. NO. Lengths 3 Eh (47 mm)	ORD. NO. Lengths 4 Eh (64 mm)	ORD. NO. Lengths 5 Eh (81 mm)	ORD. NO. Lengths 6 Eh (98 mm)	ORD. NO. Lengths 7 Eh (115 mm)
50	F HA 3105 00 00	F HA 3110 00 00	F HA 3115 00 00	F HA 3120 00 00	F HA 3125 00 00	F HA 3130 00 00
75	-	F HA 3210 00 00	F HA 3215 00 00	F HA 3220 00 00	F HA 3225 00 00	F HA 3230 00 00
100-125	-	F HA 3310 00 00	F HA 3315 00 00	F HA 3320 00 00	F HA 3325 00 00	F HA 3330 00 00
150-175	-	-	-	-	F HA 3425 00 00	F HA 3430 00 00
200-250	-	-	-	-	-	F HA 3530 00 00
300-400	-	-	-	-	-	-

## FOR FRONT HEIGHTS

	ORD. NO. Lengths 8 Eh (132 mm)	ORD. NO. Lengths 9 Eh (149 mm)	ORD. NO. Lengths 10 Eh (166 mm)	ORD. NO. Lengths 12 Eh (200 mm)	ORD. NO. Lengths 15 Eh (251 mm)	ORD. NO. Lengths 18 Eh (302 mm)
50	F HA 3135 00 00	F HA 3140 00 00	F HA 3145 00 00	F HA 3150 00 00	F HA 3155 00 00	F HA 3160 00 00
75	F HA 3235 00 00	F HA 3240 00 00	F HA 3245 00 00	F HA 3250 00 00	F HA 3255 00 00	F HA 3260 00 00
100-125	F HA 3335 00 00	F HA 3340 00 00	F HA 3345 00 00	F HA 3350 00 00	F HA 3355 00 00	F HA 3360 00 00
150-175	F HA 3435 00 00	F HA 3440 00 00	F HA 3445 00 00	F HA 3450 00 00	F HA 3455 00 00	F HA 3460 00 00
200-250	F HA 3535 00 00	F HA 3540 00 00	F HA 3545 00 00	F HA 3550 00 00	F HA 3555 00 00	F HA 3560 00 00
300-400	-	F HA 3640 00 00	F HA 3645 00 00	F HA 3650 00 00	F HA 3655 00 00	F HA 3660 00 00



ALUMINUM F. ....00

INFO ■

[www.famispa.com](http://www.famispa.com)


1 EH = 17 mm


SERIES STANDARD H






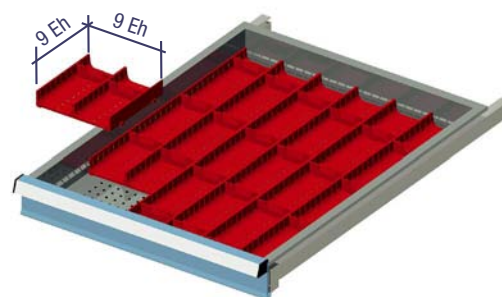
## SERIES STANDARD H

## TROUGH

Trough with 2 grooves **9x9 Eh** Dimensions mm**ORD. NO. F HC 3071 00 03** 150x150x28 h


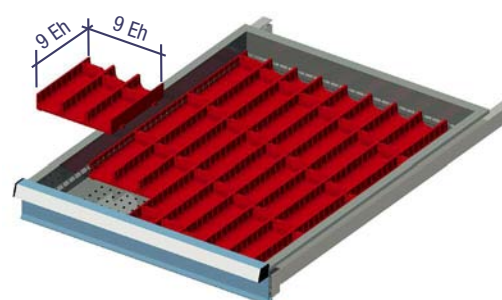
For tools Ø max. 70 mm

Trough divider 73 mm

**ORD. NO. F HC 1871 00 03**Trough with 3 grooves **9x9 Eh** Dimensions mm**ORD. NO. F HC 3471 00 03** 150x150x28 h


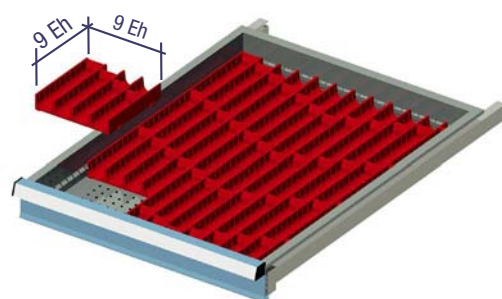
For tools Ø max. 45 mm

Trough divider 47 mm

**ORD. NO. F HC 1471 00 03**Trough with 4 grooves **9x9 Eh** Dimensions mm**ORD. NO. F HC 3871 00 03** 150x150x28 h

For tools Ø max. 33 mm

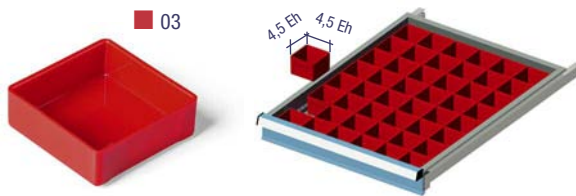
Trough divider 36 mm

**ORD. NO. F HC 1071 00 03**

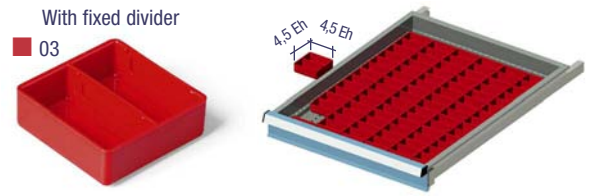
1 EH = 17 mm

## SERIES STANDARD H

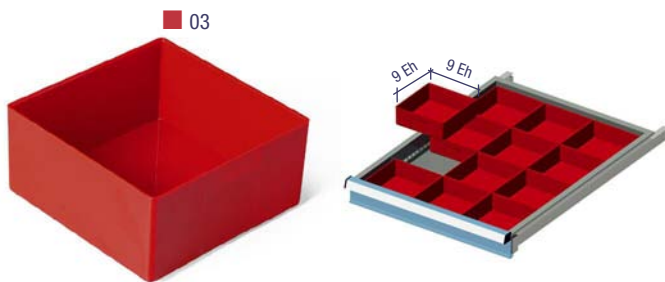
## PLASTIC BOXES



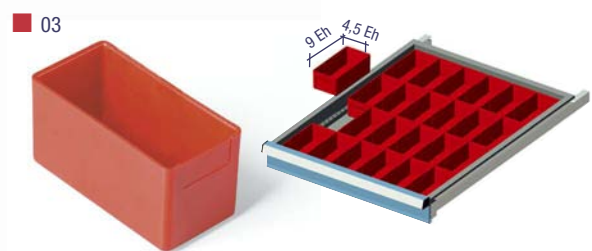
FOR FRONT HEIGHTS	ORD. NO. Plastic boxes 4,5x4,5 Eh	Dimensions mm
50	<b>F HC 4471 00 03</b>	75x75x26 h
75	<b>F HC 6071 00 03</b>	75x75x52 h



FOR FRONT HEIGHTS	ORD. NO. Plastic boxes 4,5x4,5 Eh	Dimensions mm
50	<b>F HC 4071 00 03</b>	75x75x26 h



FOR FRONT HEIGHTS	ORD. NO. Plastic boxes 9x9 Eh	Dimensions mm
50	<b>F HC 5271 00 03</b>	150x150x26 h
75	<b>F HC 6871 00 03</b>	150x150x52 h
100-125	<b>F HC 7671 00 03</b>	150x150x71 h



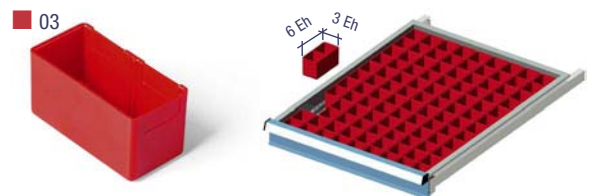
FOR FRONT HEIGHTS	ORD. NO. Plastic boxes 9x4,5 Eh	Dimensions mm
50	<b>F HC 4871 00 03</b>	150x75x26 h
75	<b>F HC 6471 00 03</b>	150x75x52 h
100-125	<b>F HC 7271 00 03</b>	150x75x71 h



Divider for boxes F HC 5671

**ORD. NO. F HC 8071 00 03**

Example of use of the  
central divider



FOR FRONT HEIGHTS	ORD. NO. Plastic boxes 6x3 Eh	Dimensions mm
75	<b>F HC 5671 00 03</b>	100x50x52 h

## LABEL HOLDER

Label holder including plastic cover + labels


**ORD. NO. F HC 9071 00 03**

Not suitable for F HC 5671 00 03

Additional labels including plastic covers

**ORD. NO. R FHD 0002 00**

Package of: 84 pz



## ■ INFO



[www.famispaspa.com](http://www.famispaspa.com)

RD F. .... 03



SERIES STANDARD H


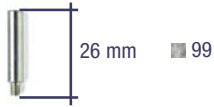
CUTTER HOLDERS



■ 03

Tool identification label pin Ø 3 mm 26 mm h

ORD. NO. F HD 0250 00 99

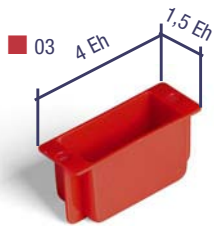


ORD. NO. CUTTER HOLDERS	Cutter holders Ø mm	Hole DIN Tool mm	Height mm
F HD 2071 00 03	12,2	13	26
F HD 2371 00 03	15,5	16	26
F HD 2671 00 03	21,5	22	26
F HD 2971 00 03	26,5	27	26
F HD 3271 00 03	31,2	32	26
F HD 3571 00 03	39,5	40	26
F HD 3871 00 03	49,5	50	26
F HD 4171 00 03	1	-	26
F HD 4471 00 03	1½	-	26

TOOL IDENTIFICATION LABEL BOXES

Label boxes dim. mm 65x25x30 h

ORD. NO. F HD 8271 00 03





The tool identification label containers must be combined with the following slotted partitions:

ORD. NO. F HA 1140 00 99 for 600 mm long drawers (36 Eh)

ORD. NO. F HA 1120 00 99 for 447 mm long drawers (27 Eh)

RED F. .... 03 GALVANISED F. .... 99

INFO ■



[www.famispa.com](http://www.famispa.com)

1 EH = 17 mm

SERIES STANDARD H

ANGLE-GROOVED TRAYS

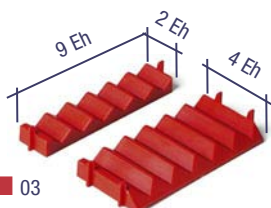


PLAIN PARTITION WIDTH 9 EH

**ORD. NO. F HA 3140 00 00** This partition must be combined with the following slotted partitions:

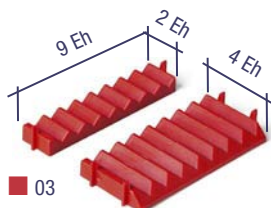
**ORD. NO. F HA 1140 00 99** for long drawers 600 mm (36 Eh)

**ORD. NO. F HA 1120 00 99** for long drawers 447 mm (27 Eh)



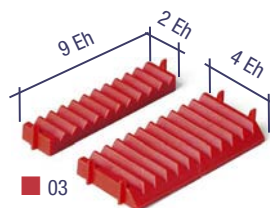
Angle tray with 6 grooves for tools max. Ø 20 mm

**ORD. NO. F HD 1871 00 03**



Angle tray with 8 grooves for tools max. Ø 14 mm

**ORD. NO. F HD 1471 00 03**



Angle tray with 11 grooves for tools max. Ø 8 mm

**ORD. NO. F HD 1071 00 03**



FOR FRONT HEIGHTS

ORD. NO. Label holders



H mm

50	<b>F HD 0105 00 00</b>	25
75-100	<b>F HD 0110 00 00</b>	50

ALLEN KEY TRAY

**ORD. NO. F HD 9271 00 03**

Dimensions mm 150x150x26 h



INFO

GALVANISED F. .... 99

RD

F. .... 03





www.famispa.com



# SERIES STANDARD H


## PAIR OF ARBOR HOLDERS



Pair of arbor holders

**ORD. NO. F HD 5071 00 03**

## MULTI-PURPOSE SUPPORTS





Multi-purpose supports


**ORD. NO. F HD 7271 00 04**

Dimensions mm

440x30x35 h



## MULTI-PURPOSE SUPPORTS





Multi-purpose supports

**ORD. NO. F HD 7571 00 04**


Dimensions mm

600x30x35 h



RED F. .... 03 BLUE F. .... 04




### INFO ■



1 EH = 17 mm

SERIES STANDARD H

LOCATION PINS


■ 99		27 mm	<b>FOR FRONT HEIGHTS</b>	<b>ORD. NO.</b> Location pins Ø 6 mm 27 mm h
			50	<b>F HD 0210 00 99</b>
■ 99		52 mm	<b>FOR FRONT HEIGHTS</b>	<b>ORD. NO.</b> Location pins Ø 6 mm 52 mm h
			75	<b>F HD 0215 00 99</b>
■ 99		77 mm	<b>FOR FRONT HEIGHTS</b>	<b>ORD. NO.</b> Location pins Ø 6 mm 77 mm h
			100-125	<b>F HD 0220 00 99</b>



SLIDING SHELF



Sliding shelf      Dimensions mm  
**ORD. NO. F HD 0310 00 99**      470x200x30 h



■ Only for width 447 mm (27 Eh)

■ INFO

GALVANISED  
F... ..99



[www.famispaspa.com](http://www.famispaspa.com)



## SERIES STANDARD H

## FOAM BASE FOR DRAWERS

FOR DRAWERS	ORD. NO.	Foam base for drawers	Dimensions mm
54x27 Eh	F HD 6171 00 00		905x450x10 h
54x36 Eh	F HD 6471 00 00		905x600x10 h
27x27 Eh	F HD 5471 00 00		450x450x10 h
36x27 Eh	F HD 5571 00 00		605x450x10 h
36x36 Eh	F HD 5871 00 00		605x605x10 h



## NON-SLIP RUBBER

FOR DRAWERS	ORD. NO.	Non-slip rubber	Dimensions mm
19x27 Eh	F HD 6505 00 07		323x450x3 h
27x27 Eh	F HD 6510 00 07		450x450x3 h
36x27 Eh	F HD 6515 00 07		600x450x3 h
54x27 Eh	F HD 6525 00 07		905x450x3 h
27x36 Eh	F HD 6560 00 07		450x600x3 h
36x36 Eh	F HD 6565 00 07		600x600x3 h
45x36 Eh	F HD 6570 00 07		758x600x3 h
54x36 Eh	F HD 6575 00 07		905x600x3 h
64x36 Eh	F HD 6580 00 07		1081x600x3 h
78x36 Eh	F HD 6585 00 07		1319x600x3 h




■ RAL 9011

## ROLL

FOR DEPTH	ORD. NO.	Non-slip rubber	Dimensions mm
27 Eh	CMV 99 201		10.000x450x3 h
36 Eh	CMV 99 202		10.000x600x3 h



## PAIR OF GUIDE RAILS FOR SUSPENSION FOLDERS



FRONT HEIGHT	ORD. NO.	Pair of guide	For drawer depth
300	F HD 0460 00 99		27 Eh

FRONT HEIGHT	ORD. NO.	Pair of guide	For drawer depth
300	F HD 0465 00 99		36 Eh

■ GALVANISED  
F. ....99

INFO ■



1 EH = 17 mm

## SERIES STANDARD H



## CABINET

## ORD. NO.

DRAWERS

## F DF B560 03 04

6

Cabinet with 6 full extension drawers

Ø 125 mm standard rubber wheels

Cabinet load capacity: 225 kg

Dimensions mm 792x600x920 h

Central lock

## PARTITIONING MATERIAL SET FOR 6 DRAWERS 36x27 EH


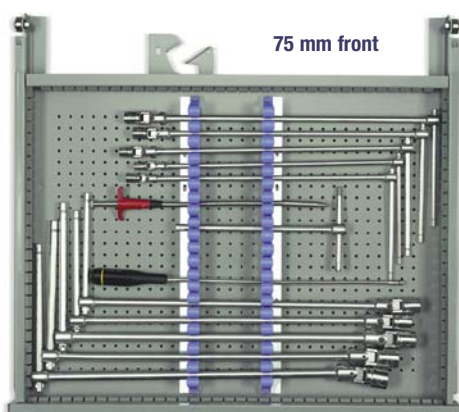

## ORD. NO.

## F FH 9907 01 00

Capacity of up to 170 tools

This set is suitable for the ORD. NO. F DF B560 03.. cabinet set (see above)

The drawers and tools are not included in this set





ORGANIZE SPACE

LET'S REORG

- STORAGE CUPBOARDS SERIES PERFORM
- SLIDING DOOR CABINETS SERIES PERFORM
- CONTAINER CABINETS SERIES PERFORM
- LOCKERS SERIES PERFORM

VERSATILE

NORMAL AND FULL EXTENSION DRAWERS

SEVERAL ACCESSORIES SERIES

STRONG AND RELIABLE





GANZE SPACE LET'S REOR

SERIES PERFORM



**ORD. NO. F AA 1100 04 08**  
RAL 7035



**ORD. NO. F AA 0110 01 08**  
RAL 7035



#### FLOOR FIXING SET



2x

- 2 "HILTI" plugs for concrete floors  $\geq$  to classes B25/RBK250/MP<sub>A</sub> 25 N/mm<sup>2</sup>
- Recommended traction of the plug: 2.9 KN
- Plug diameter:  $\varnothing$  6 mm

**ORD. NO. F AG 9204 00 99**

#### CABINET

**ORD. NO.**

**F AA 1100 04 08**

Dimensions mm 512x555x1000 h

Tools excluded

#### CABINET WITH WRITING DESK

**ORD. NO.**

**F AA 0110 01 08**

Dimensions mm 512x555x1270 h



RAL 7000 F. ....01

RAL 6011 F. ....02

RAL 5012 F. ....04

RAL 7035 F. ....08

#### SUPPLEMENTARY PARTS ■



- **Spare key.** Always indicate the number on the cylinder lock of the key to be replaced.

ORD. NO. R CSC 0002 00

- **Master key.** This type of key opens all the 45 and 46 series locks.

ORD. NO. R CSC 0001 00



LENGTH = 512 mm DEPTH = 555 mm (24x27 Eh)

CABINETS SERIES PERFORM A110



■ Top shelf load capacity 80 kg

ORD. NO.	SHELVES
<b>F AA 1100 51 04</b>	<b>2</b>
Cabinet with 2 shelves depth 500 mm load capacity 100 kg	
Cabinet load capacity: 250 kg	
<b>Dimensions mm 512x555x1000 h</b>	



ORD. NO.	DRAWERS
<b>F AA 1100 53 04</b>	<b>1</b>
Cabinet with 2 shelves depth 500 mm load capacity 100 kg	
1 normal extension drawer load capacity 50 kg	
Cabinet load capacity: 250 kg	
<b>Dimensions mm 512x555x1000 h</b>	

ORD. NO.	DRAWERS
<b>F AA 1100 54 04</b>	<b>2</b>
Cabinet with 1 shelf depth 500 mm load capacity 100 kg	
2 normal extension drawers load capacity 50 kg	
Cabinet load capacity: 250 kg	
<b>Dimensions mm 512x555x1000 h</b>	



ORD. NO.	DRAWERS
<b>F AA 1100 56 04</b>	<b>3</b>
Cabinet with 1 shelf depth 500 mm load capacity 100 kg	
3 normal extension drawers load capacity 50 kg	
Cabinet load capacity: 250 kg	
<b>Dimensions mm 512x555x1000 h</b>	

ORD. NO.	DRAWERS
<b>F AA 0110 01 04</b>	<b>1</b>
Cabinet with 1 shelf depth 500 mm load capacity 100 kg	
1 writing desk top with normal extension drawer load capacity 50 kg	
Cabinet load capacity: 250 kg	
<b>Dimensions mm 512x555x1270 h</b>	


■ KEY



- Normal extension (87%)
- If the cabinet is with drawers it must be fixed to the floor or to the wall
- All indicated loads are net and refer to evenly distributed weights

RAL 7000 F. ....01 RAL 6011 F. ....02 RAL 5012 F. ....04 RAL 7035 F. ....08

■ Partitioning material see page A224-A225



## CABINETS SERIES PERFORM A110

LENGTH = 512 mm DEPTH = 555 mm (24x27 Eh)

## EMPTY CABINET WITH DOOR



■ If one or more drawers are fitted, the cabinets must be fixed to the floor or to the wall. If the cabinets are placed one on the top of the other, they must be fixed to the wall.

■ The drawers in the cabinet have a maximum load capacity of 200 kg regardless of the load capacity of the cabinets.

## ORD. NO.

**F AA 1100 00 04**

Cabinet load capacity: 250 kg

Dimensions mm 512x555x1000 h

Internal dimensions mm 480x500x850 h

The F AA 1100 series cabinets are supplied as standard with 2 floor fixing brackets and 2 wall fixing brackets.

## ADJUSTABLE SHELF DEPTH 500 mm



## ORD. NO.

**F AC 2100 01 99**

Complete with 4 hooks

Load capacity: 100 kg

The depth of this shelf is suitable for the following containers:  
size 4A2 / size 4 / size 4A5

Dimensions mm 483x500x35 h



size 4A2



size 4



size 4A5

■ Containers see page G28-G30

## NORMAL EXTENSION DRAWERS 24x27 EH



## ORD. NO.

**F AC 1100 00 04**

Normal extension drawer load capacity: 50 kg

Internal dimensions mm 396x447x85 h

## TELESCOPIC EXTENSION DRAWERS 24x27 EH



## ORD. NO.

**F AC 1150 00 04**

Full extension drawer load capacity: 100 kg

Internal dimensions mm 396x447x85 h

RAL 7000 F. ....01

RAL 6011 F. ....02

RAL 5012 F. ....04

RAL 7035 F. ....08

## KEY ■

■ Partitioning material see page A224-A225

- Normal extension (87%)
- Full telescopic extension (100%)
- If the cabinet is with drawers it must be fixed to the floor or to the wall
- All indicated loads are net and refer to evenly distributed weights



LENGTH = 512 mm DEPTH = 555 mm (24x27 Eh)

CABINETS SERIES PERFORM A110

TOP SHELF WITH 3 EDGES



■ 07



■ Oil-resistant rubber mat

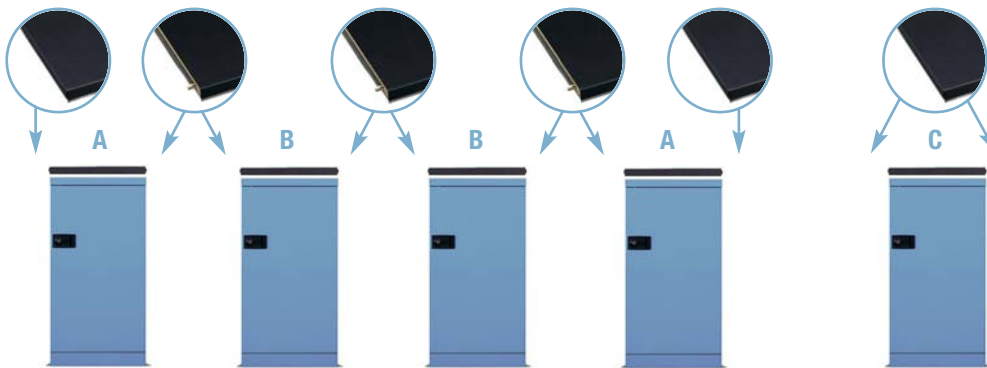
ORD. NO.

**F AC 4100 01 07**

For cabinet F AA 1100 ...

Dimensions mm 512x555x20 h

UPPER MDF TOP WITH RUBBER OR PVC COVERING DIMENSIONS 512x555x31,5 mm H



ORD. NO. **F UZ 9999 00 00**

Perforation of the cabinet top shelf for MDF top fixing.




Detail of the oil-resistant rubber



■ 07

A



■ 07

B



■ 07

C

ORD. NO.

**F UZ 3050 11 07**

MDF top with rubber covering

Side profile

For end cabinets

Oil-resistant rubber mat

ORD. NO.

**F UZ 3050 12 07**

MDF top with rubber covering

No side profile

For additional central cabinets

Oil-resistant rubber mat

ORD. NO.

**F UZ 3050 13 07**

MDF top with rubber covering

2 side profiles

For single cabinet


Oil-resistant rubber mat

■ INFO



www.famispa.com

RAI 9011 F. ....07




## CABINETS SERIES PERFORM A120

LENGTH = 1023 mm DEPTH = 555 mm (24/54x27 Eh)



**ORD. NO. F AA 1200 S1 01**  
RAL 7000

**ORD. NO. F AA 1200 01 04**  
RAL 5012

**FLOOR FIXING SET**

2x

- 2 "HILTI" plugs for concrete floors  $\geq$  to classes B25/RBK250/MPA 25 N/mm<sup>2</sup>
- Recommended traction of the plug: 2.9 KN
- Plug diameter:  $\varnothing$  6 mm

**ORD. NO. F AG 9204 00 99**

**CABINET****ORD. NO.****F AA 1200 S1 01**

1 normal extension drawer, 3 adjustable shelves, 3 vertical partitions, 3 shelf dividers, 1 size 4 container, 5 Multibox containers with safety rods, 6 guides for Multibox, 1 top shelf with oil-resistant rubber mat.

**Dim. mm 1023x555x1000 h**

Tools and drawer layout set excluded

**CABINET****ORD. NO.****F AA 1200 01 04**

1 F AA 1200 51 04 cabinet complete with 2 adjustable shelves

1 F AC 4200 01 07 top shelf with oil-resistant rubber mat

**Dimensions mm 1023x555x1000 h**



Tools excluded

RAL 7000 F. ....01

RAL 6011 F. ....02

RAL 5012 F. ....04

RAL 7035 F. ....08

**SUPPLEMENTARY PARTS ■**

- **Spare key.** Always indicate the number on the cylinder lock of the key to be replaced.

ORD. NO. R CSC 0002 00

- **Master key.** This type of key opens all the 45 and 46 series locks.

ORD. NO. R CSC 0001 00



LENGTH = 1023 mm DEPTH = 555 mm (24/54x27 Eh)

CABINETS SERIES PERFORM A120



■ Top shelf load capacity 80 kg

ORD. NO.	SHELVES
<b>F AA 1200 51 04</b>	<b>2</b>
Cabinet with 2 shelves depth 500 mm load capacity 100 kg	
Cabinet load capacity: 600 kg	
<b>Dimensions mm 1023x555x1000 h</b>	



ORD. NO.	DRAWERS
<b>F AA 1200 52 04</b>	<b>2</b>
Cabinet with 2 shelves depth 500 mm load capacity 100 kg	
1 pair of normal extension drawers load capacity 50 kg	
Cabinet load capacity: 600 kg	
<b>Dimensions mm 1023x555x1000 h</b>	



ORD. NO.	DRAWERS
<b>F AA 1200 53 04</b>	<b>3</b>
Cabinet with 1 shelf depth 500 mm load capacity 100 kg	
1 normal extension drawer load capacity 50 kg	
1 pair of normal extension drawers load capacity 50 kg	
Cabinet load capacity: 600 kg	
<b>Dimensions mm 1023x555x1000 h</b>	



ORD. NO.	DRAWERS
<b>F AA 1200 54 04</b>	<b>4</b>
Cabinet with 1 shelf depth 500 mm load capacity 100 kg	
2 pairs of normal extension drawers load capacity 50 kg	
Cabinet load capacity: 600 kg	
<b>Dimensions mm 1023x555x1000 h</b>	



ORD. NO.	DRAWERS
<b>F AA 1200 55 04</b>	<b>2</b>
Cabinet with 1 shelf depth 500 mm load capacity 100 kg	
2 normal extension drawers load capacity 50 kg	
Cabinet load capacity: 600 kg	
<b>Dimensions mm 1023x555x1000 h</b>	

■ KEY

RAL 7000 F. ....01 RAL 6011 F. ....02 RAL 5012 F. ....04 RAL 7035 F. ....08

■ Partitioning material see page A224-A225



- Normal extension (87%)
- If the cabinet is with drawers it must be fixed to the floor or to the wall
- All indicated loads are net and refer to evenly distributed weights





CABINETS SERIES PERFORM A120

EMPTY CABINET WITH DOOR



■ If one or more drawers are fitted, the cabinets must be fixed to the floor or to the wall. If the cabinets are placed one on the top of the other, they must be fixed to the wall.

■ The drawers in the cabinet have a maximum load capacity of 350 kg regardless of the load capacity of the cabinets.

ORD. NO.

**F AA 1200 00 04**

Cabinet load capacity: 600 kg

Dimensions mm **1023x555x1000 h**

Internal dimensions mm 990x500x850 h

The F AA 1200 series cabinets are supplied as standard with 2 floor fixing brackets, 2 wall fixing brackets and 2 levelling devices.

ADJUSTABLE SHELF DEPTH 500 mm



size 4A2



size 4

■ Containers see page G28-G30



size 4A5

ORD. NO.

STRENGTHENING BAR

LOAD CAPACITY kg

**F AC 2500 01 99**

0

100

**F AC 2500 03 99**

1

180

Complete with 4 hooks

The depth of this shelf is suitable for the following containers: size 4A2 / size 4 / size 4A5

Dimensions mm **995x500x35 h**

PAIR OF NORMAL AND TELESCOPIC EXTENSION DRAWERS 24x27 EH



NORMAL AND TELESCOPIC EXTENSION DRAWERS 54x27 EH



ORD. NO.

EXTENSION

**F AC 1600 00 04**

NORMAL

**F AC 1650 00 04**

TELESCOPIC

Normal extension drawer load capacity: 50 kg

Full extension drawer load capacity: 60 kg

Internal dimensions mm **396x447x85 h** (each drawer)

ORD. NO.

EXTENSION

**F AC 1200 00 04**

NORMAL

**F AC 1250 00 04**

TELESCOPIC

Normal extension drawer load capacity: 50 kg


Full extension drawer load capacity: 100 kg

Internal dimensions mm **906x447x85 h**

RAL 7000 F. ....01 RAL 6011 F. ....02 RAL 5012 F. ....04 RAL 7035 F. ....08

KEY ■

- Partitioning material see page A224-A225
- Normal extension (87%)
- Full telescopic extension (100%)
- If the cabinet is with drawers it must be fixed to the floor or to the wall
- All indicated loads are net and refer to evenly distributed weights



LENGTH = 1023 mm DEPTH = 555 mm (24/54x27 Eh)

CABINETS SERIES PERFORM A120

**TELESCOPIC EXTENSION SUSPENSION FOLDER FRAME FOR SUSPENSION FOLDER DIN A4**

**ORD. NO.**

**F AC 7500 00 07**

The suspension folder frames are supplied with telescopic extension guide rails (100% extension) with 30 kg load capacity.

**Overall dimensions: 990x500 mm**

For suspension folders DIN A4



**TOP SHELF WITH 3 EDGES**



■ 07

**ORD. NO.**

**F AC 4200 01 07**

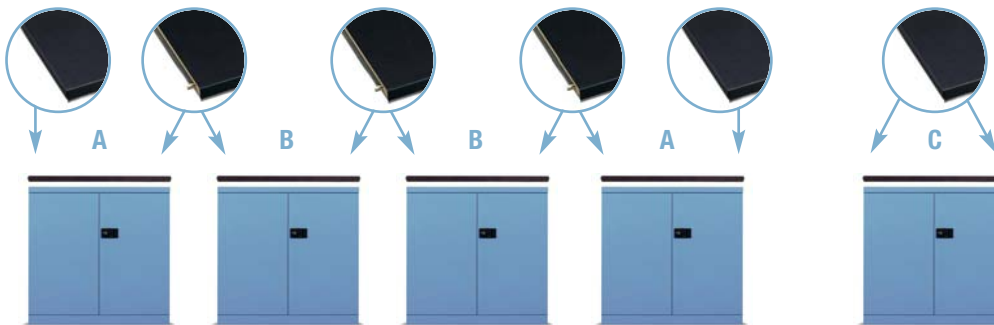
For cabinet F AA 1200 ...

**Dimensions mm 1023x555x20 h**



■ Oil-resistant rubber mat

**UPPER MDF TOP WITH RUBBER OR PVC COVERING DIMENSIONS 1023x555x31,5 mm H**



**ORD. NO. F UZ 9999 00 00**

Perforation of the cabinet top shelf for MDF top fixing.



Detail of the oil-resistant rubber



A

**ORD. NO.**

**F UZ 3060 11 07**

MDF top with rubber covering

Side profile

For end cabinets

Oil-resistant rubber mat



B

**ORD. NO.**

**F UZ 3060 12 07**

MDF top with rubber covering

No side profile

For additional central cabinets

Oil-resistant rubber mat



C

**ORD. NO.**

**F UZ 3060 13 07**

MDF top with rubber covering

2 side profiles

For single cabinet

Oil-resistant rubber mat

■ INFO

RAI 9011 F. .... 07



www.famispa.com



## CABINETS SERIES PERFORM A140

LENGTH = 1194 mm DEPTH = 555 mm (24/64x27 Eh)



**ORD. NO. F AA 1500 01 08**  
RAL 7035



**ORD. NO. F AA 1500 S2 04**  
RAL 5012

**FLOOR FIXING SET**

2x

- 2 "HILTI" plugs for concrete floors  $\geq$  to classes B25/RBK250/MP<sub>A</sub> 25 N/mm<sup>2</sup>
- Recommended traction of the plug: 2.9 KN
- Plug diameter:  $\varnothing$  6 mm

**ORD. NO. F AG 9204 00 99**

**CABINET****ORD. NO.****F AA 1500 01 08**

- 1 F AA 1500 51 08 cabinet complete with
- 2 adjustable shelves
- 1 F AC 4300 01 07 top shelf with oil resistant rubber mat

**Dimensions mm 1194x555x1000 h**

Tools excluded

**CABINET****ORD. NO.****F AA 1500 S2 04**

- 1 pair of normal extension drawers
- 3 adjust. shelves, 3 vertical partitions, 3 shelf dividers
- 7 Multibox containers with safety rods
- 8 guides for Multibox, 1 size 4 container
- 1 top shelf with oil-resistant rubber mat

**Dim. mm 1194x555x1000 h**


Tools excluded

RAL 7000 F. ....01

RAL 6011 F. ....02

RAL 5012 F. ....04

RAL 7035 F. ....08

**SUPPLEMENTARY PARTS ■**

- **Spare key.** Always indicate the number on the cylinder lock of the key to be replaced.

ORD. NO. R CSC 0002 00

- **Master key.** This type of key opens all the 45 and 46 series locks.

ORD. NO. R CSC 0001 00



LENGTH = 1194 mm DEPTH = 555 mm (24/64x27 Eh)

CABINETS SERIES PERFORM A140



■ Top shelf load capacity 80 kg

ORD. NO.	SHELVES
<b>F AA 1500 51 04</b>	<b>2</b>
Cabinet with 2 shelves depth 500 mm load capacity 100 kg	
Cabinet load capacity: 600 kg	
<b>Dimensions mm 1194x555x1000 h</b>	
Central lock	



ORD. NO.	DRAWERS
<b>F AA 1500 52 04</b>	<b>2</b>
Cabinet with 1 shelf depth 500 mm load capacity 100 kg	
1 pair of normal extension drawers load capacity 50 kg	
Cabinet load capacity: 600 kg	
<b>Dimensions mm 1194x555x1000 h</b>	
Central lock	



ORD. NO.	DRAWERS
<b>F AA 1500 55 04</b>	<b>3</b>
Cabinet with 1 shelf depth 500 mm load capacity 100 kg	
1 normal extension drawer load capacity 50 kg	
1 pair of normal extension drawers load capacity 50 kg	
Cabinet load capacity: 600 kg	
<b>Dimensions mm 1194x555x1000 h</b>	
Central lock	



ORD. NO.	DRAWERS
<b>F AA 1500 56 04</b>	<b>4</b>
Cabinet with 1 shelf depth 500 mm load capacity 100 kg	
2 pairs of normal extension drawers load capacity 50 kg	
Cabinet load capacity: 600 kg	
<b>Dimensions mm 1194x555x1000 h</b>	
Central lock	



ORD. NO.	DRAWERS
<b>F AA 1500 57 04</b>	<b>2</b>
Cabinet with 1 shelf depth 500 mm load capacity 100 kg	
2 normal extension drawers load capacity 50 kg	
Cabinet load capacity: 600 kg	
<b>Dimensions mm 1194x555x1000 h</b>	
Central lock	


■ KEY

RAL 7000 F. ....01 RAL 6011 F. ....02 RAL 5012 F. ....04 RAL 7035 F. ....08

■ Partitioning material see page A224-A225



- Normal extension (87%)
- Full telescopic extension (100%)
- If the cabinet is with drawers it must be fixed to the floor or to the wall
- All indicated loads are net and refer to evenly distributed weights



## CABINETS SERIES PERFORM A140

LENGTH = 1194 mm DEPTH = 555 mm (24/64x27 Eh)

## EMPTY CABINET WITH DOOR



■ 01  
■ 02  
■ 04  
■ 08

■ If one or more drawers are fitted, the cabinets must be fixed to the floor or to the wall. If the cabinets are placed one on the top of the other, they must be fixed to the wall.



■ The drawers in the cabinet have a maximum load capacity of 350 kg regardless of the load capacity of the cabinets.

## ORD. NO.

**F AA 1500 00 04**

Cabinet load capacity: 600 kg

**Dimensions mm 1194x555x1000 h**

Internal dimensions mm 1160x500x850 h

The F AA 1500 series cabinets are supplied as standard with 2 floor fixing brackets, 2 wall fixing brackets and 2 levelling devices.

## ADJUSTABLE SHELF DEPTH 500 mm



■ 99



size 4A2



size 4

■ Containers see page G28-G30



size 4A5

## ORD. NO.

STRENGTHENING BAR

LOAD CAPACITY kg

**F AC 2550 01 99**

0

100

**F AC 2550 03 99**

1

180

Complete with 4 hooks

The depth of this shelf is suitable for the following containers:  
size 4A2 / size 4 / size 4A5

**Dimensions mm 1165x500x35 h**

## PAIR OF NORMAL AND TELESCOPIC EXTENSION DRAWERS 27x27 EH



■ 01  
■ 02  
■ 04

## ORD. NO.

EXTENSION

**F AC 1700 00 04**

NORMAL

**F AC 1750 00 04**

TELESCOPIC

Normal extension drawer load capacity: 50 kg

Full extension drawer load capacity: 60 kg

Internal dimensions mm **447x447x85 h** (each drawer)

## NORMAL AND TELESCOPIC EXTENSION DRAWERS 64x27 EH



■ 01  
■ 02  
■ 04

## ORD. NO.

EXTENSION

**F AC 1300 00 04**

NORMAL

**F AC 1350 00 04**

TELESCOPIC

Normal extension drawer load capacity: 50 kg

Full extension drawer load capacity: 100 kg

Internal dimensions mm **1076x447x85 h**

RAL 7000 F. ....01

RAL 6011 F. ....02

RAL 5012 F. ....04

RAL 7035 F. ....08

## KEY ■

- Partitioning material see page A224-A225
- Normal extension (87%)
- Full telescopic extension (100%)
- If the cabinet is with drawers it must be fixed to the floor or to the wall



LENGTH = 1194 mm DEPTH = 555 mm (24/64x27 Eh)

CABINETS SERIES PERFORM A140

TOP SHELF WITH 3 EDGES



Oil-resistant rubber mat

ORD. NO.

**F AC 4300 01 07**

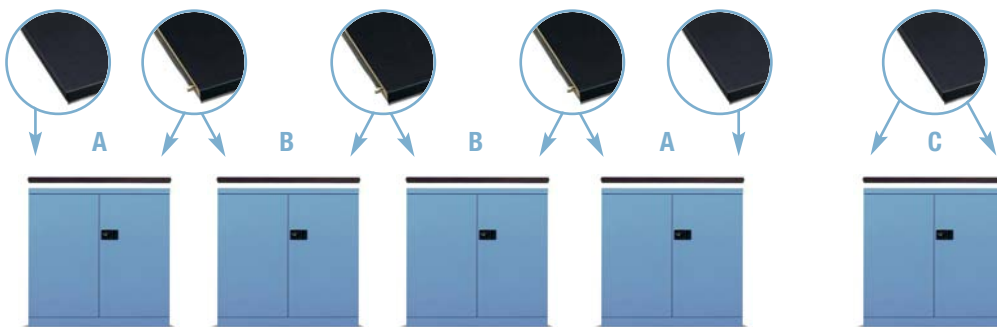
For cabinet F AA 1500 ...

Dimensions mm 1194x555x20 h

UPPER MDF TOP WITH RUBBER OR PVC COVERING DIMENSIONS 1194x555x31,5 mm H

COD. ART F UZ 9999 00 00

Perforation of the cabinet top shelf for MDF top fixing.



Detail of the oil-resistant rubber



A



B



C

ORD. NO.

**F UZ 3070 11 07**

MDF top with rubber covering

Side profile

For end cabinets

Oil-resistant rubber mat

ORD. NO.

**F UZ 3070 12 07**

MDF top with rubber covering

No side profile

For additional central cabinets

Oil-resistant rubber mat

ORD. NO.

**F UZ 3070 13 07**

MDF top with rubber covering

2 side profiles

For single cabinet


Oil-resistant rubber mat

■ INFO



www.famispa.com

RAI 9011 F. ....07



## CABINETS SERIES PERFORM-LOOK

## PERFORATED PANEL FOR WALL FIXING



- 01
- 02
- 04
- 08

■ Set of hooks see page C66

■ Supplied without fixing plugs.

## ORD. NO.

**F BL 1220 00 04**

Perforated panel for wall fixing

Load capacity 25 kg

Dimensions mm: 988x13x456 h



## EXAMPLE INCLUDING:

■ RAL 5012

## ORD. NO.

**F AA ZA02 00 04**

1 cabinet ORD. NO. **F AA 1250 01 04** with 2 adjustable shelves

1 cabinet ORD. NO. **F AA 1240 01 04** with 2 adjustable shelves

1 cabinet ORD. NO. **F AA 1200 00 04** with 2 adjustable shelves

1 cabinet ORD. NO. **F AA 1200 00 04** with 4 adjustable shelves + 23 Multibox containers+ 3 containers

1 cabinet ORD. NO. **F AA 1400 00 04** with 4 adjustable shelves

4 perforated panels ORD. NO. **F BL 1220 00 04**

1 set of 95 hooks ORD. NO. **F BL 9517 00 99**

2 MDF tops with rubber covering ORD. NO. **F UZ 3060 11 07**

10 non-slip mattings ORD. NO. **F PX 2541 00 01**

14 edging pieces ORD. NO. **F PX 0241 00 05**

2 corner pieces ORD. NO. **F PX 0741 00 05**

RAL 7000 F. ....01

RAL 6011 F. ....02

RAL 5012 F. ....04

RAL 7035 F. ....08

## INFO ■

[www.famispa.com](http://www.famispa.com)









ORD. NO. F AA 1303 S1 08  
RAL 7035

ORD. NO. F AA 1302 03 08  
RAL 7035

#### FLOOR FIXING SET



2x

- 2 "HILTI" plugs for concrete floors  $\geq$  to classes B25/RBK250/MPA 25 N/mm<sup>2</sup>
- Recommended traction of the plug: 2.9 KN
- Plug diameter:  $\varnothing$  6 mm

ORD. NO. F AG 9204 00 99

#### CABINET

##### ORD. NO.

#### F AA 1303 S1 08

- 4 adjustable shelves, 8 size 1 blue containers
- 20 size 2 grey containers
- 8 size 3A2 blue containers, 8 size 3 blue containers
- 8 container rails
- 2 perforated panels, 1 set of 92 hooks
- Dim. mm 1023x400x2000 h

Tools excluded

#### CABINET

##### ORD. NO.

#### F AA 1302 03 08

- 4 adjustable shelves
- Dimensions mm 1023x400x2000 h

RAL 7000 F. ....01

RAL 6011 F. ....02

RAL 5012 F. ....04

RAL 7035 F. ....08

#### SUPPLEMENTARY PARTS ■

- **Spare key.** Always indicate the number on the cylinder lock of the key to be replaced.

ORD. NO. R CSC 0002 00

- **Master key.** This type of key opens all the 45 and 46 series locks.

ORD. NO. R CSC 0001 00



LENGTH = 1023 mm DEPTH = 400 mm

## CABINETS SERIES PERFORM A124



ORD. NO.

SHELVES

**F AA 1303 02 04****1**

Cabinet with 4 perforated panels, 1 shelf depth 250 mm load capacity 25 kg

Load capacity: 800 kg. **Dimensions mm 1023x400x2000 h**

Load capacity of each individual door with perforated panels: 40 kg

**ORD. NO. F AA 1303 52 04**Including: 1 cabinet ORD. NO. **F AA 1303 02 04**, 1 set of 142 hooks  
ORD. NO. **F BL 9525 00 99**, 1 set of 13 hooks ORD. NO. **F BL 9539 00 99**

ORD. NO.

SHELVES

**F AA 1300 02 04****6**

Cabinet with 6 shelves depth 345 mm load capacity 100 kg

Load capacity: 800 kg

**Dimensions mm 1023x400x2000 h****ORD. NO. F AA 1300 52 04**Including: 1 cabinet ORD. NO. **F AA 1300 02 04**,  
28 size 3 grey containers

■ 3 mm thickness polycarbonate doors



ORD. NO.

SHELVES

**F AA 1300 01 04****4**

Cabinet with 4 shelves depth 345 mm load capacity 100 kg

Load capacity: 800 kg

**Dimensions mm 1023x400x2000 h**

ORD. NO.

SHELVES

**F AA 1302 03 04****4**

Cabinet with 4 shelves depth 345 mm load capacity 100 kg

Load capacity: 800 kg

**Dimensions mm 1023x400x2000 h**

## ■ KEY

RAL 7000 F. ....01

RAL 6011 F. ....02

RAL 5012 F. ....04

RAL 7035 F. ....08



- The cabinets must be secured to the floor or to the wall
- The cabinets with perforated doors must be secured to the wall
- Top shelf load capacity 80 kg
- All indicated loads are net and refer to evenly distributed weights



## CABINETS SERIES PERFORM A124

LENGTH = 1023 mm DEPTH = 400 mm

## EMPTY CABINET WITH DOORS



■ 01  
■ 02  
■ 04  
■ 08

## ORD. NO.

**F AA 1300 00 04**

Load capacity: 800 kg

**Dimensions mm 1023x400x2000 h**

Internal dimensions mm 995x345x1850 h

The F AA 1300 series cabinets are supplied as standard with 2 floor fixing brackets, 2 wall fixing brackets and 2 levelling devices.

## EMPTY CABINET WITH DOORS WITH PERFORATED PANELS



■ 01  
■ 02  
■ 04  
■ 08

## ORD. NO.

**F AA 1303 00 04**

Load capacity: 800 kg

Load capacity of each individual doors: 40 kg

**Dimensions mm 1023x400x2000 h**

Internal dimensions mm 995x345x1850 h

The F AA 1303 series cabinets are supplied as standard with 2 floor fixing brackets, 2 wall fixing brackets and 2 levelling devices.

EMPTY CABINET WITH 3 mm THICKNESS  
POLYCARBONATE DOORS

■ 01  
■ 02  
■ 04  
■ 08

## ORD. NO.

**F AA 1302 00 04**

Load capacity: 800 kg

**Dimensions mm 1023x400x2000 h**

Internal dimensions mm 995x345x1850 h

The F AA 1302 series cabinets are supplied as standard with 2 floor fixing brackets, 2 wall fixing brackets and 2 levelling devices.

RAL 7000 F. ....01

RAL 6011 F. ....02

RAL 5012 F. ....04

RAL 7035 F. ....08

## KEY ■

- The cabinets must be secured to the floor or to the wall
- The cabinets with perforated doors must be secured to the wall
- Top shelf load capacity 80 kg
- All indicated loads are net and refer to evenly distributed weights



LENGTH = 1023 mm DEPTH = 400 mm

CABINETS SERIES PERFORM A124

**ADJUSTABLE SHELF  
DEPTH 345 mm**



99

■ This type of shelf can be fitted only if the **perforated back panel** is not fitted.



■ Containers see page G28-G30

**ORD. NO.**

DIM. mm

LOAD CAPACITY kg

**F AC 2350 01 99**

995x345x35 h

100

With 4 hooks

The depth of this shelf is suitable for the following containers:  
size 3A2 / size 3



size 3



size 3A2

**ADJUSTABLE SHELF  
DEPTH 250 mm**



99

■ This type of shelf **can** be fitted even in the presence of the **perforated back panel**.



■ Containers see page G28-G30

**ORD. NO.**

DIM. mm

LOAD CAPACITY kg

**F AC 2330 06 99**

995x250x35 h

25

With 2 guides

The depth of this shelf is suitable for the following containers:  
size 2



size 2

**CONTAINER  
HOOKER RAILS**



99

■ This type of rail can be applied to the doors with perforated panels or perforated panels fitted inside the cabinet.



■ Containers see page G28-G30

**ORD. NO.**

DIM. mm

LOAD CAPACITY kg

**F BL 7438 00 99**

445x86 h

10

The following containers can be hooked to this type of rail:  
size 1 / size 2




size 1



size 2

**PERFORATED  
PANELS**



- 01
- 02
- 04
- 08

■ This type of panel is fitted inside the cabinet by means of 4 brackets complete of screws. A maximum of 4 panels can be fitted in height.



■ Hooks see page C66

**ORD. NO.**

DIM. mm

LOAD CAPACITY kg

**F AC 8100 01 04**

988x13x456 h

25

With 4 brackets, 4 screws and 4 washers

Not suitable for doors

■ **KEY**

- RAL 7000 F. ....01
- RAL 6011 F. ....02
- RAL 5012 F. ....04
- RAL 7035 F. ....08



■ All indicated loads are net and refer to evenly distributed weights






**ORD. NO. F AA 1403 55 04**  
RAL 5012



**ORD. NO. F AA 1402 01 08**  
RAL 7035



### FLOOR FIXING SET



2x

- 2 "HILTI" plugs for concrete floors  $\geq$  to classes B25/RBK250/MP<sub>A</sub> 25 N/mm<sup>2</sup>
- Recommended traction of the plug: 2.9 KN
- Plug diameter:  $\varnothing$  6 mm

**ORD. NO. F AG 9204 00 99**

### CABINET

#### ORD. NO.

#### F AA 1403 55 04

- 3 normal extension drawers, 8 adjustable shelves
- 40 size 1 blue containers
- 44 size 2 grey containers
- 16 size 3A2 blue containers
- 16 container rails

**Dim. mm 1023x555x2000 h**

Tools excluded

### CABINET

#### ORD. NO.

#### F AA 1402 01 08

- 4 galvanised adjustable shelves
- Dimensions mm 1023x555x2000 h**
- Tools excluded

RAL 7000 F. ....01

RAL 6011 F. ....02

RAL 5012 F. ....04

RAL 7035 F. ....08

### SUPPLEMENTARY PARTS ■



- Partitioning material see page A224-A225




- **Spare key.** Always indicate the number on the cylinder lock of the key to be replaced.  
ORD. NO. R CSC 0002 00
- **Master key.** This type of key opens all the 45 and 46 series locks.  
ORD. NO. R CSC 0001 00



LENGTH = 1023 mm DEPTH = 555 mm (54x27 Eh) (24x27 Eh)

CABINETS SERIES PERFORM A130



 The drawers in the cabinet have a maximum load capacity of 350 kg regardless of the load capacity of the cabinets.

 Top shelf load capacity 80 kg

ORD. NO.	SHELVES
<b>F AA 1400 01 04</b>	<b>4</b>
Cabinet with 4 shelves depth 500 mm load capacity 100 kg	
Load capacity: 800 kg	
Dimensions mm 1023x555x2000 h	



ORD. NO.	DRAWERS
<b>F AA 1400 02 04</b>	<b>3</b>
Cabinet with 4 shelves depth 500 mm load capacity 100 kg	
3 normal extension drawers load capacity (50 kg)	
Load capacity: 800 kg	
Dimensions mm 1023x555x2000 h	



ORD. NO.	DRAWERS
<b>F AA 1400 07 04</b>	<b>1</b>
Cabinet with 4 shelves depth 500 mm load capacity 100 kg	
1 normal extension drawer load capacity (50 kg)	
Load capacity: 800 kg	
Dimensions mm 1023x555x2000 h	


KEY



- The cabinets must be secured to the floor or to the wall
- Top shelf load capacity 80 kg
- Normal extension (87%)
- All indicated loads are net and refer to evenly distributed weights

RAL 7000 F. ....01 RAL 6011 F. ....02 RAL 5012 F. ....04 RAL 7035 F. ....08

■ Partitioning material see page A224-A225



## CABINETS SERIES PERFORM A130

LENGTH = 1023 mm DEPTH = 555 mm (54x27 Eh) (24x27 Eh)




## ORD. NO.

## DRAWERS

**F AA 1400 11 04****9**

Cabinet with 2 shelves depth 500 mm load capacity 100 kg

9 normal extension drawers load capacity 50 kg

Load capacity: 800 kg. **Dimensions mm 1023x555x2000 h**

## ORD. NO.

## SHELVES

**F AA 1400 13 04****7**

Cabinet with 7 shelves depth 500 mm load capacity 100 kg

Load capacity: 800 kg. **Dimensions mm 1023x555x2000 h****ORD. NO. F AA 1400 63 04**Including: 1 cabinet ORD. NO. **F AA 1400 13 04**

12 size 4A2 blue containers, 12 size 4 grey containers.

**Dimensions mm 1023x555x2000 h**

## ORD. NO.

## SHELVES

**F AA 1400 15 04****11**

Cabinet with 11 shelves depth 500 mm load capacity 100 kg


Load capacity: 800 kg. **Dimensions mm 1023x555x2000 h****ORD. NO. F AA 1400 65 04**Including: 1 cabinet ORD. NO. **F AA 1400 15 04**,

3 size 272-4 blue stacking containers, 55 blue Multibox 3551, 11 blue

Multibox 3051, 77 guides for Multibox, 66 safety rods for Multibox

■ **REQUEST CATALOGUE**For further information about multibox, please check catalogue **no. 400 section G.**

Cabinets with MULTIBOX are supplied with safety rods to prevent the container exiting completely and with guides rails for precise sliding.



RAL 7000 F. ....01

RAL 6011 F. ....02

RAL 5012 F. ....04

RAL 7035 F. ....08

## KEY ■

■ Partitioning material see page **A224-A225**

- The cabinets must be secured to the floor or to the wall
- Top shelf load capacity 80 kg
- Normal extension (87%)
- All indicated loads are net and refer to evenly distributed weights



LENGTH = 1023 mm DEPTH = 555 mm (54x27 Eh) (24x27 Eh)

CABINETS SERIES PERFORM A130



■ RAL 7000 + ■ RAL 7035

**EXAMPLE INCLUDING:****ORD. NO.****DRAWERS****F AA 1400 08 EF****2**

Cabinet with 2 normal extension drawers, load capacity: 800 kg

Dimensions mm 1023x555x2000 h

**KEY**

RAL 7000 F. ....01

RAL 6011 F. ....02

RAL 5012 F. ....04

RAL 7035 F. ....08

■ Partitioning material see page A224-A225



- The cabinets must be secured to the floor or to the wall
- Top shelf load capacity 80 kg
- Normal extension (87%)



## CABINETS SERIES PERFORM A130

LENGTH = 1023 mm DEPTH = 555 mm (54x27 Eh) (24x27 Eh)



ORD. NO.

SHELVES

**F AA 1402 01 04****4**

Cabinet with 4 shelves depth 500 mm load capacity 100 kg

Load capacity: 800 kg

Dimensions mm 1023x555x2000 h



ORD. NO.

SHELVES

**F AA 1402 02 04****2**

Cabinet with 2 perforated panels, 2 shelves depth 500 mm load capacity 100 kg

Load capacity: 800 kg. Dimensions mm 1023x555x2000 h

**ORD. NO. F AA 1402 52 04**Including: 1 cabinet ORD. NO. **F AA 1402 03 04**,1 set of 43 hooks ORD. NO. **F BL 9515 00 99**

Dim. mm 1023x555x2000 h



ORD. NO.

SHELVES

**F AA 1402 03 04****4**

Cabinet with 2 shelves depth 500 mm load capacity 100 kg

2 retractable frames for DIN A4 load capacity 30 kg

Load capacity: 800 kg. Dimensions mm 1023x555x2000 h



ORD. NO.

SHELVES

**F AA 1402 04 04****4**

Cabinet with 2 perforated panels, 1 shelf depth 480 mm load capacity 50 kg

3 shelves depth 500 mm load capacity 100 kg

Load capacity: 800 kg. Dimensions mm 1023x555x2000 h

**ORD. NO. F AA 1402 54 04**Including: 1 cabinet ORD. NO. **F AA 1402 04 04**, 6 size 4A2 blue containers,6 size 4 grey containers, 1 set of 32 hooks ORD. NO. **F BL 9514 00 99**

Dimensions mm 1023x555x2000 h

RAL 7000 F. ....01

RAL 6011 F. ....02

RAL 5012 F. ....04

RAL 7035 F. ....08

## KEY ■



■ Partitioning material see page **A224-A225**

- The cabinets must be secured to the floor or to the wall
- Top shelf load capacity 80 kg
- 3 mm thickness polycarbonate doors
- All indicated loads are net and refer to evenly distributed weights



LENGTH = 1023 mm DEPTH = 555 mm (54x27 Eh) (24x27 Eh)

## CABINETS SERIES PERFORM A130



## ORD. NO.

## DRAWERS

**F AA 1402 05 04****3**

Cabinet with 2 perforated panels, 1 shelf depth 480 mm load capacity 50 kg  
 1 shelf depth 500 mm load capacity 100 kg, 3 normal extension drawers 50 kg  
 Load capacity: 800 kg. Dimensions mm 1023x555x2000 h

**ORD. NO. F AA 1402 55 04**

Including: 1 cabinet ORD. NO. F AA 1402 05 04,  
 1 set of 22 hooks ORD. NO. F BL 9522 00 99



## ORD. NO.

## DRAWERS

**F AA 1402 06 04****4**

Cabinet with 3 perforated panels, 1 shelf depth 480 mm load capacity 50 kg  
 4 normal extension drawers load capacity 50 kg. Load capacity: 800 kg  
 Dimensions mm 1023x555x2000 h

**ORD. NO. F AA 1402 56 04**

Including: 1 cabinet ORD. NO. F AA 1402 06 04,  
 1 set of 95 hooks ORD. NO. F BL 9517 00 99

## EXAMPLE INCLUDING:

## ORD. NO.

**F AA ZA03 00 08**

1 cabinet ORD. NO. F AA 1550 01 08 with 2 adjustable shelves  
 1 cabinet ORD. NO. F AA 1540 01 08 with 5 adjustable shelves  
 + 35 Multibox containers with safety rods  
 + 40 guides for Multibox containers  
 + 1 normal extension drawer  
 1 cabinet with polycarbonate doors ORD. NO. F AA 1402 00 08 with  
 4 adjustable shelves



■ RAL 7035

## ■ KEY

RAL 7000 F. ....01

RAL 6011 F. ....02

RAL 5012 F. ....04

RAL 7035 F. ....08

■ Partitioning  
 material see  
 page A224-  
 A225



- The cabinets must be secured to the floor or to the wall
- Top shelf load capacity 80 kg
- Normal extension (87%)
- 3 mm thickness polycarbonate doors
- All indicated loads are net and refer to evenly distributed weights



## CABINETS SERIES PERFORM A130

LENGTH = 1023 mm DEPTH = 555 mm (54x27 Eh) (24x27 Eh)



## ORD. NO.

## SHELVES

**F AA 1403 01 04****5**

Cabinet with 5 shelves depth 345 mm load capacity 50 kg  
 2 shelves depth 500 mm load capacity 100 kg, 12 container rails  
 Load capacity: 800 kg. **Dimensions mm 1023x555x2000 h**

ORD. NO. **F AA 1403 51 04**

Including: 1 cabinet ORD. NO. **F AA 1403 01 04**, 48 size 1 blue containers,  
 5 size 2 grey containers, 20 size 3A2 blue containers, 9 size 4 grey containers  
**Dimensions mm 1023x555x2000 h**



## ORD. NO.

## DRAWERS

**F AA 1403 05 04****3**

Cabinet with 4 shelves depth 250 mm load capacity 25 kg  
 3 shelves depth 345 mm load capacity 50 kg, 1 shelf depth 500 mm load  
 capacity 100 kg, 16 container rails, 3 normal extension drawers load capacity  
 50 kg. Load capacity: 800 kg. **Dimensions mm 1023x555x2000 h**

ORD. NO. **F AA 1403 55 04**

Including: 1 cabinet ORD. NO. **F AA 1403 05 04**, 40 size 1 blue containers,  
 44 size 2 grey containers, 16 size 3A2 blue containers.  
**Dimensions mm 1023x555x2000 h**



## ORD. NO.

## DRAWERS

**F AA 1403 06 04****3**

Cabinet with 4 shelves depth 345 mm load capacity 50 kg, 2 shelves depth 500 mm  
 load capacity 100 kg, 12 container rails, 3 normal extension drawers load  
 capacity 50 kg. Load capacity: 800 kg. **Dimensions mm 1023x555x2000 h**

ORD. NO. **F AA 1403 56 04**

Including: 1 cabinet ORD. NO. **F AA 1403 06 04**, 48 size 1 blue containers,  
 5 size 2 grey containers, 20 size 3A2 blue containers.  
**Dimensions mm 1023x555x2000 h**



## ORD. NO.

## SHELVES

**F AA 1403 08 04****4**

Cabinet with 2 perforated panels, 4 shelves depth 345 mm load capacity 50 kg,  
 8 container rails. Load capacity: 800 kg  
**Dim. mm 1023x555x2000 h**

ORD. NO. **F AA 1403 58 04**

Including: 1 cabinet ORD. NO. **F AA 1403 08 04**, 8 size 1 blue containers,  
 20 size 2 grey containers, 8 size 3A2 blue containers, 8 size 3 blue containers,  
 1 set of 92 hooks ORD. NO. **F BL 9521 00 99**. **Dim. mm 1023x555x2000 h**

RAL 7000 F. ....01

RAL 6011 F. ....02

RAL 5012 F. ....04

RAL 7035 F. ....08

## KEY ■



■ Partitioning  
 material see  
 page **A224-**  
**A225**

■ Load capaci-  
 ty of each  
 individual door  
 with perforated  
 panels: 40 kg

- The cabinets must be secured to the floor or to the wall
- The cabinets with perforated doors must be secured to the wall
- Top shelf load capacity 80 kg
- Normal extension (87%)
- All indicated loads are net and refer to evenly distributed weights



LENGTH = 1023 mm DEPTH = 555 mm (54x27 Eh) (24x27 Eh)

## CABINETS SERIES PERFORM A130



## ORD. NO. SHELVES

**F AA 1403 10 04** 2

Cabinet with 2 perforated panels, 1 shelf depth 480 mm load capacity 50 kg,  
1 shelf depth 500 mm load capacity 100 kg, 8 container rails  
Load capacity: 800 kg

Dimensions mm 1023x555x2000 h

## ORD. NO. F AA 1403 60 04

Including: 1 cabinet ORD. NO. **F AA 1403 10 04**, 8 size 1 blue containers,  
16 size 2 grey containers, 1 set of 43 hooks ORD. NO. **F BL 9515 00 99**  
Dimensions mm 1023x555x2000 h



## ORD. NO. DRAWERS

**F AA 1403 11 04** 3

Cabinet with 2 perforated panels, 1 shelf depth 480 mm load capacity 50 kg,  
1 shelf depth 500 mm load capacity 100 kg, 8 container rails  
3 normal extension drawers load capacity 50 kg. Load capacity: 800 kg

Dimensions mm 1023x555x2000 h

## ORD. NO. F AA 1403 61 04

Including: 1 cabinet ORD. NO. **F AA 1403 11 04**, 8 size 1 blue containers,  
16 size 2 grey containers, 1 set of 22 hooks ORD. NO. **F BL 9522 00 99**  
Dimensions mm 1023x555x2000 h



## ORD. NO. DRAWERS

**F AA 1403 14 04** 4

Cabinet with 3 perforated panels, 1 shelf depth 480 mm load capacity 50 kg,  
14 container rails, 4 normal extension drawers load capacity 50 kg  
Load capacity: 800 kg. Dimensions mm 1023x555x2000 h

## ORD. NO. F AA 1403 64 04

Including: 1 cabinet ORD. NO. **F AA 1403 14 04**, 14 size 1 blue containers,  
28 size 2 grey containers, 1 set of 95 hooks ORD. NO. **F BL 9517 00 99**



RAL 7000

## EXAMPLE INCLUDING:

## ORD. NO. DRAWERS

**F AA 1403 S1 01** 3

1 cabinet ORD. NO. **F AA 1403 07 01**, 1 wooden worktop ORD. NO. **F AC 7620 00 00**  
12 size 1 blue containers, 48 size 2 blue containers

Dimensions mm 1023x555x2000 h

Tools excluded



- The cabinets must be secured to the floor or to the wall
- The cabinets with perforated doors must be secured to the wall
- Top shelf load capacity 80 kg
- Normal extension (87%)
- All indicated loads are net and refer to evenly distributed weights

## KEY

RAL 7000 F. ....01

RAL 6011 F. ....02

RAL 5012 F. ....04

RAL 7035 F. ....08

■ Partitioning material see page A224-A225

■ Load capacity of each individual door with perforated panels: 40 kg



## CABINETS SERIES PERFORM



■ RAL 7000 +  
■ RAL 5012

**EXAMPLE INCLUDING:**

ORD. NO.	SHELVES
<b>F AA 1403 S2 71</b>	<b>1</b>
1 cabinet ORD. NO. F AA 1403, 1 wooden worktop ORD. NO. F AC 7620 00 00	
8 size 1 blue containers, 16 size 2 grey containers, 1 set of 64 hooks	
<b>Dimensions mm 1023x555x2000 h</b>	
Tools and partitioning material excluded	

RAL 7000 F. ....01 RAL 6011 F. ....02 RAL 5012 F. ....04 RAL 7035 F. ....08

**SUPPLEMENTARY PARTS ■**

■ Partitioning material see page **A224-A225**



■ **Spare key.** Always indicate the number on the cylinder lock of the key to be replaced.

ORD. NO. R CSC 0002 00

■ **Master key.** This type of key opens all the 45 and 46 series locks.

ORD. NO. R CSC 0001 00



LENGTH = 1023 mm DEPTH = 555 mm (54x27 Eh) (24x27 Eh)

CABINETS SERIES PERFORM A220



Workstation: see catalogue no. 300.



ORD. NO.	SHELVES
<b>F AA 1800 01 04</b>	<b>4</b>
Cabinet with 4 shelves depth 500 mm load capacity 100 kg	
Load capacity: 800 kg	
Dimensions mm 1023x555x2200 h	



ORD. NO.	DRAWERS
<b>F AA 1800 02 04</b>	<b>3</b>
Cabinet with 4 shelves depth 500 mm load capacity 100 kg,	
3 normal extension drawers load capacity 50 kg. Load capacity: 800 kg	
Dimensions mm 1023x555x2200 h	

KEY

- RAL 7000 F. ....01
- RAL 6011 F. ....02
- RAL 5012 F. ....04
- RAL 7035 F. ....08

■ Partitioning material see page A224-A225

■ Workstations: see page C4



- The cabinets must be secured to the floor or to the wall
- The cabinets with perforated doors must be secured to the wall
- Top shelf load capacity 80 kg



CABINETS SERIES PERFORM

EMPTY CABINET WITH DOORS



ORD. NO.

**F AA 1400 00 04**

Load capacity: 800 kg

**Dimensions mm 1023x555x2000 h**

Internal dimensions mm 995x500x1850 h

The F AA 1400 series cabinets are supplied as standard with 2 floor fixing brackets, 2 wall fixing brackets and 2 levelling devices.

EMPTY CABINET WITH DOORS WITH PERFORATED PANELS



ORD. NO.

**F AA 1403 00 04**

Load capacity: 800 kg

Load capacity of each individual door: 40 kg

**Dimensions mm 1023x555x2000 h**

Internal dimensions mm 995x500x1850 h

The F AA 1403 series cabinets are supplied as standard with 2 floor fixing brackets, 2 wall fixing brackets and 2 levelling devices.

EMPTY CABINET WITH 3 mm THICKNESS POLYCARBONATE DOORS



ORD. NO.

**F AA 1402 00 04**

Load capacity: 800 kg

**Dimensions mm 1023x555x2000 h**

Internal dimensions mm 995x500x1850 h

The F AA 1402 series cabinets are supplied as standard with 2 floor fixing brackets, 2 wall fixing brackets and 2 levelling devices.



EMPTY CABINET WITH ROLLER SHUTTER

ORD. NO.

**F AA 1800 00 04**

Load capacity: 800 kg

**Dimensions mm 1023x555x2200 h**

Internal dimensions mm 995x500x1820 h

The F AA 1800 series cabinets are supplied as standard with 2 floor fixing brackets, 2 wall fixing brackets and 2 levelling devices.

■ The cabinets must be secured to the floor or to the wall. If one or more drawers are fitted, the cabinets must be secured to the floor or to the wall (if the drawers are fitted at a height over 1000 mm from the floor, the cabinet must be secured to the wall only). **The cabinets with perforated doors must be secured to the wall.**

■ The drawers in the cabinet have a maximum load capacity of 350 kg regardless of the load capacity of the cabinets.

PAIR OF NORMAL AND TELESCOPIC EXTENSION DRAWERS 24x27 EH



ORD. NO.

**F AC 1600 00 04**

EXTENSION

NORMAL

**F AC 1650 00 04**

TELESCOPIC

Normal extension drawer load capacity: 50 kg

Full extension drawer load capacity: 60 kg

**Internal dim. mm 396x447x85 h** (each drawer)

NORMAL AND TELESCOPIC EXTENSION DRAWERS 54x27 EH



ORD. NO.

**F AC 1200 00 04**

EXTENSION

NORMAL

**F AC 1250 00 04**

TELESCOPIC

Normal extension drawer load capacity: 50 kg

Full extension drawer load capacity: 100 kg

**Internal dim. mm 906x447x85 h**

TELESCOPIC EXTENSION SUSPENSION FOLDER FRAME FOR SUSPENSION FOLDER DIN A4



ORD. NO.

**F AC 7500 00 07**

OVERALL DIM. mm

990x500

The suspension folder frames are supplied with telescopic extension guide rails (100% extension) with 30 kg load capacity.

For suspension folders DIN A4

RAL 7000 F. ....01

RAL 6011 F. ....02

RAL 5012 F. ....04

RAL 7035 F. ....08

KEY ■



■ All indicated loads are net and refer to evenly distributed weights

■ Partitioning material see page A224-A225

- The cabinets must be secured to the floor or to the wall
- The cabinets with perforated doors must be secured to the wall
- Top shelf load capacity 80 kg (F AA 1400 /1402/1403)
- Normal extension (87%)
- Telescopic extension (100%)



LENGTH = 1023 mm DEPTH = 555 mm (54x27 Eh) (24x27 Eh)

CABINETS SERIES PERFORM

**ADJUSTABLE SHELF  
DEPTH 500 mm**



99

■ This type of shelf can be fitted only if the **perforated back panel** is **not** fitted. It is **not** possible to fit Multibox series containers on shelves with **1 strengthening bar**.

ORD. NO.	DIM. mm	STRENGTH. BAR	LOAD CAP. kg
F AC 2500 01 99	995x500x35 h	0	100
F AC 2500 03 99	995x500x35 h	1	180

The depth of this shelf is suitable for the following containers:  
size 4A2 / size 4 / size 4A5



size 4A2      size 4      size 4A5



■ Containers see page G28-G30

**ADJUSTABLE SHELF  
DEPTH 480 mm**



99


■ This type of shelf **can** be fitted even in the presence of the **perforated back panel**.

ORD. NO.	DIM. mm	LOAD CAPACITY kg
F AC 2480 07 99	995x480x35 h	50

The depth of this shelf is suitable for the following containers:  
size 4A2 / size 4 / size 4A5



size 4A5      size 4      size 4A2



■ Containers see page G28-G30

**ADJUSTABLE SHELF  
DEPTH 345 mm**



99

■ This type of shelf **can** be fitted when the **perforated back panel** is used or when the size 1 containers are hooked on the perforated door panels.

ORD. NO.	DIM. mm	LOAD CAPACITY kg
F AC 2350 07 99	995x345x35 h	50

The depth of this shelf is suitable for the following containers:  
size 3A2 / size 3



size 3      size 3A2



■ Containers see page G28-G30

**ADJUSTABLE SHELF  
DEPTH 250 mm**



99

■ This type of shelf **can** be fitted when the **perforated back panel** is used or when the size 2 containers are hooked on the perforated door panels.

ORD. NO.	DIM. mm	LOAD CAPACITY kg
F AC 2330 07 99	995x345x35 h	25

The depth of this shelf is suitable for the following containers:  
size 2



size 2



■ Containers see page G28-G30

**CONTAINER RAILS**



99

■ This type of rail can be applied to the doors with perforated panels or to the perforated panels fitted inside the cabinet.

ORD. NO.	DIM mm	LOAD CAPACITY kg
F BL 7438 00 99	445x86 h	10

The depth of this shelf is suitable for the following containers:  
size 1 / size 2



size 1      size 2



■ Containers see page G28-G30

**PERFORATED  
PANELS**




01  
02  
04  
08

■ This type of panel is fitted inside the cabinet by means of 4 brackets complete of screws. A maximum of 4 panels can be fitted in height.

ORD. NO.	DIM. mm	LOAD CAPACITY kg
F AC 8100 01 04	988x13x456 h	25

With 4 brackets, 4 screws e 4 washers      Not suitable for doors




■ Hooks see page C66




## CABINETS SERIES PERFORM A

## 27x27 Eh




ORD. NO.	FOR FRONT HEIGHTS
<b>F FH 0100 01 00</b>	100

Set including:	
1 Slotted partition	455 mm




ORD. NO.	FOR FRONT HEIGHTS
<b>F FH 0100 02 00</b>	100

Set including:	
1 Slotted partition	455 mm
1 Plain partition	200 mm
1 Plain partition	251 mm




ORD. NO.	FOR FRONT HEIGHTS
<b>F FH 0100 04 00</b>	100

Set including:	
2 Slotted partitions	455 mm
3 Plain partitions	149 mm




ORD. NO.	FOR FRONT HEIGHTS
<b>F FH 0100 07 00</b>	100

Set including:	
9 Plastic boxes	150x150 mm



ORD. NO.	FOR FRONT HEIGHTS
<b>F FH 0100 08 00</b>	100

Set including:	
6 Plastic boxes	150x75 mm
6 Plastic boxes	150x150 mm

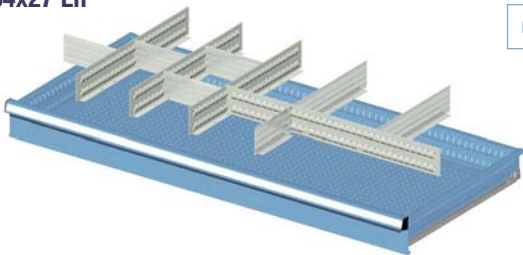


ORD. NO.	FOR FRONT HEIGHTS
<b>F FH 0100 09 00</b>	100

Set including:	
18 Plastic boxes	150x75 mm


## 64x27 Eh

■ Partitioning material see page A180




ORD. NO.	FOR FRONT HEIGHTS
<b>F FH 0250 03 00</b>	100

Set including:	
3 Slotted partitions	455 mm
1 Slotted partition	600 mm
3 Plain partitions	149 mm
2 Plain partitions	166 mm
2 Plain partitions	302 mm



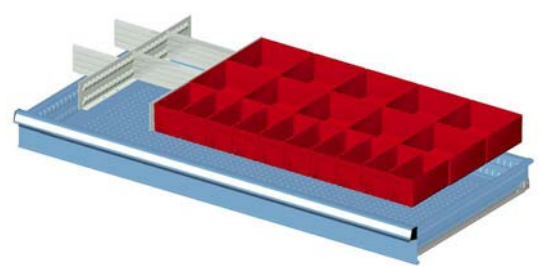
ORD. NO.	FOR FRONT HEIGHTS
<b>F FH 0250 05 00</b>	100

Set including:	
1 Slotted partition	455 mm
14 Plastic boxes	150x75 mm
14 Plastic boxes	150x150 mm



ORD. NO.	FOR FRONT HEIGHTS
<b>F FH 0250 04 00</b>	100

Set including:	
3 Slotted partitions	455 mm
1 Plain partition	166 mm
3 Plain partitions	302 mm




ORD. NO.	FOR FRONT HEIGHTS
<b>F FH 0250 06 00</b>	100

Set including:	
2 Slotted partitions	455 mm
2 Plain partitions	132 mm
2 Plain partitions	200 mm
10 Plastic boxes	150x75 mm
10 Plastic boxes	150x150 mm


24X27 EH / 54X27 EH

CABINETS SERIES PERFORM A


24x27 Eh




ORD. NO.	FOR FRONT HEIGHTS
<b>F FH 0050 01 00</b>	100
Set including:	
1 Slotted partition	455 mm
2 Plain partitions	200 mm




ORD. NO.	FOR FRONT HEIGHTS
<b>F FH 0050 02 00</b>	100
Set including:	
2 Slotted partitions	455 mm
3 Plain partitions	132 mm




ORD. NO.	FOR FRONT HEIGHTS
<b>F FH 0050 03 00</b>	100
Set including:	
3 Slotted partitions	455 mm
4 Plain partitions	98 mm



ORD. NO.	FOR FRONT HEIGHTS
<b>F FH 0050 07 00</b>	100
Set including:	
1 Slotted partition	455 mm
4 Plastic boxes	150x75 mm
4 Plastic boxes	150x150 mm



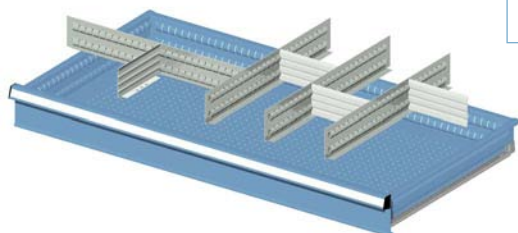
ORD. NO.	FOR FRONT HEIGHTS
<b>F FH 0050 08 00</b>	100
Set including:	
3 Plastic boxes	150x75 mm
6 Plastic boxes	150x150 mm




ORD. NO.	FOR FRONT HEIGHTS
<b>F FH 0050 09 00</b>	100
Set including:	
15 Plastic boxes	150x75 mm

■ Partitioning material see page A180


54x27 Eh




ORD. NO.	FOR FRONT HEIGHTS
<b>F FH 0200 01 00</b>	100
Set including:	
4 Slotted partitions	455 mm
4 Plain partitions	149 mm



ORD. NO.	FOR FRONT HEIGHTS
<b>F FH 0200 02 00</b>	100
Set including:	
5 Slotted partitions	455 mm
10 Plain partitions	149 mm



ORD. NO.	FOR FRONT HEIGHTS
<b>F FH 0200 05 00</b>	100
Set including:	
36 Plastic boxes	150x75 mm



ORD. NO.	FOR FRONT HEIGHTS
<b>F FH 0200 06 00</b>	100
Set including:	
12 Plastic boxes	150x75 mm
12 Plastic boxes	150x150 mm

## CABINETS SERIES PERFORM A7000

ORD. NO. F AB 7302 01 01  
RAL 7000ORD. NO. F AB 7200 02 04  
RAL 5012ORD. NO. F AB 7100 03 08  
RAL 7035

## FLOOR FIXING SET



2x

- 2 "HILTI" plugs for concrete floors  $\geq$  to classes B25/RBK250/MP<sub>A</sub> 25 N/mm<sup>2</sup>
- Recommended traction of the plug: 2.9 KN
- Plug diameter:  $\varnothing$  6 mm

ORD. NO. F AG 9204 00 99

## CABINET

ORD. NO.

F AB 7100 03 08

Complete with:  
4 galvanised adjustable shelves  
1 centre support

Dim. mm 2046x450x2000 h

Storage containers excluded

## CABINET

ORD. NO.

F AB 7200 02 04

Complete with:  
2 galvanised adjustable shelves  
1 centre support

Dim. mm 2046x450x1200 h

## CABINET

ORD. NO.

F AB 7302 01 01

Complete with:  
8 galvanised adjustable shelves  
1 centre support

Dim. mm 2046x450x2000 h

Tools excluded

RAL 7000 F. ....01 RAL 6011 F. ....02 RAL 5012 F. ....04 RAL 7035 F. ....08

## SUPPLEMENTARY PARTS ■



■ 4 mm  
thickness  
polycarbonate  
doors



■ **Spare key.** Always indicate the number on the cylinder lock of the key to be replaced.

ORD. NO. R CSC 0002 00

■ **Master key.** This type of key opens all the 45 and 46 series locks.

ORD. NO. R CSC 0001 00



LENGTH = 2046 mm DEPTH = 450 mm

CABINETS SERIES PERFORM A700



ORD. NO.	SHELVES
<b>F AB 7100 02 04</b>	<b>2</b>
Cabinet with 2 shelves depth 370 mm load capacity 100 kg	
1 centre support	
Cabinet load capacity: 300 kg per compartment	
<b>Dimensions mm 2046x450x1000 h</b>	



ORD. NO.	SHELVES
<b>F AB 7100 03 04</b>	<b>4</b>
Cabinet with 4 shelves depth 370 mm load capacity 100 kg	
1 centre support	
Cabinet load capacity: 300 kg per compartment	
<b>Dimensions mm 2046x450x1000 h</b>	



ORD. NO.	SHELVES
<b>F AB 7200 03 04</b>	<b>4</b>
Cabinet with 4 shelves depth 370 mm load capacity 100 kg	
1 centre support	
Cabinet load capacity: 300 kg per compartment	
<b>Dimensions mm 2046x450x1200 h</b>	



ORD. NO.	SHELVES
<b>F AB 7200 06 04</b>	<b>2</b>
Cabinet with 2 shelves depth 370 mm load capacity 100 kg	
2 retractable frames for DIN A4 folders load capacity 30 kg	
1 centre support	
Cabinet load capacity: 300 kg per compartment	
<b>Dimensions mm 2046x450x1200 h</b>	


ORD. NO.	F AB 7200 53 04
Including: 1 cabinet ORD. NO. F AB 7200 03 04, 2 size 2 grey containers, 8 size 3 blue containers	

■ KEY

RAL 7000 F. ....01 RAL 6011 F. ....02 RAL 5012 F. ....04 RAL 7035 F. ....08



- If the cabinet is with retractable frames it must be fixed to the floor or to the wall
- Top shelf load capacity 80 kg
- All indicated loads are net and refer to evenly distributed weights



## CABINETS SERIES PERFORM A700



ORD. NO.	SHELVES
<b>F AB 7300 01 04</b>	<b>8</b>
Cabinet with 8 shelves depth 370 mm load capacity 100 kg	
1 centre support	
Cabinet load capacity: 400 kg per compartment	
<b>Dimensions mm 2046x450x2000 h</b>	



ORD. NO.	SHELVES
<b>F AB 7300 03 04</b>	<b>10</b>
Cabinet with 10 shelves depth 370 mm load capacity 100 kg, 1 centre support	
Cabinet load capacity: 400 kg per compartment	
<b>Dimensions mm 2046x450x2000 h</b>	

ORD. NO. F AB 7300 53 04
Including: 1 cabinet ORD. NO. F AB 7300 03 04, 6 size 2 grey containers, 8 size 3A2 blue containers, 16 size 3 blue containers



ORD. NO.	SHELVES
<b>F AB 7300 05 04</b>	<b>4</b>
Cabinet with 4 shelves depth 370 mm load capacity 100 kg	
4 retractable frames for DIN A4 folders load capacity 300 kg	
1 centre support	
Cabinet load capacity: 400 kg per compartment	
<b>Dimensions mm 2046x450x2000 h</b>	



ORD. NO.	SHELVES
<b>F AB 7302 01 04</b>	<b>8</b>
Cabinet with 8 shelves depth 370 mm load capacity 100 kg, 1 centre support	
Cabinet load capacity: 400 kg per compartment	
<b>Dimensions mm 2046x450x2000 h</b>	

ORD. NO. F AB 7302 51 04
Including: 1 cabinet ORD. NO. F AB 7302 01 04, 2 size 2 grey containers, 4 size 3A2 blue containers, 4 size 3 blue containers

RAL 7000 F. ....01 RAL 6011 F. ....02 RAL 5012 F. ....04 RAL 7035 F. ....08

## KEY ■



- 4 mm thickness polycarbonate doors

- The cabinets must be secured to the floor or to the wall
- Top shelf load capacity 80 kg
- All indicated loads are net and refer to evenly distributed weights



LENGTH = 2046 mm DEPTH = 450 mm

CABINETS SERIES PERFORM A700



■ RAL 7000

**EXAMPLE INCLUDING:**

**ORD. NO.**

**F AB ZA01 00 01**

1 cabinet ORD. NO. **F AB 7302 00 01** with 5 adjustable shelves, 4 perforated panels e 1 set of 95 hooks (tools excluded)

1 cabinet ORD. NO. **F AB 7100 01 01** with 6 adjustable shelves, 8 size 3A2 blue containers e 24 size 3 blue containers

1 upper shelf ORD. NO. **F UZ 3040 13 07**, 8 Practibox ORD. NO. **F PG 1571 01 01**

10 non-slip mattings ORD. NO. **F PX 2541 00 01** with edging and corner

**Dimensions mm 4092x450x2000 h**

Tools excluded

■ INFO

RAL 7000 F. ....01

RAL 6011 F. ....02

RAL 5012 F. ....04

RAL 7035 F. ....08



[www.famispaspa.com](http://www.famispaspa.com)



CABINETS SERIES PERFORM A700

EMPTY CABINET WITH DOORS AND CENTRE SUPPORT



- 01
- 02
- 04
- 08

ORD. NO.

**F AB 7100 01 04**

Load capacity: 300 kg per compartment

**Dimensions mm 2046x450x1000 h**

Internal dimensions of each compartment mm 995x370x850 h

The F AB 7100 series cabinets are supplied as standard with 2 floor fixing brackets, 2 wall fixing brackets and 2 levelling devices.

EMPTY CABINET WITH DOORS AND CENTRE SUPPORT



- 01
- 02
- 04
- 08

ORD. NO.

**F AB 7200 01 04**

Load capacity: 300 kg per compartment

**Dimensions mm 2046x450x1200 h**

Internal dimensions of each compartment mm 995x370x1050 h

The F AB 7200 series cabinets are supplied as standard with 2 floor fixing brackets, 2 wall fixing brackets and 2 levelling devices.

EMPTY CABINET WITH DOORS AND CENTRE SUPPORT



- 01
- 02
- 04
- 08

ORD. NO.

**F AB 7300 00 04**

Load capacity: 400 kg per compartment

**Dimensions mm 2046x450x2000 h**

Internal dimensions of each compartment mm 995x370x1850 h

The F AB 7300 series cabinets are supplied as standard with 4 floor fixing brackets, 4 wall fixing brackets and 4 levelling devices.

EMPTY CABINET WITH POLYCARBONATE DOORS AND CENTRE SUPPORT



- 01
- 02
- 04
- 08

ORD. NO.

**F AB 7302 00 04**

Load capacity: 400 kg per compartment

**Dimensions mm 2046x450x2000 h**

Internal dimensions of each compartment mm 995x370x1850 h

The F AB 7302 series cabinets are supplied as standard with 4 floor fixing brackets, 4 wall fixing brackets and 4 levelling devices.

■ 4 mm thickness polycarbonate doors

■ **Fixing cabinets series F AB 7100 / F AB 7200**  
The cabinet should be fixed to the floor or to the wall. If the cabinets are placed on the top of the other, they must be secured to the wall.

■ **Fixing cabinets series F AB 7300 / F AB 7302**  
The cabinets must be secured to the floor or to the wall. If the cabinets are placed on the top of the other, they must be secured to the wall.

FULL EXTENSION SUSPENSION FOLDER FRAME FOR SUSPENSION FOLDER DIN A4

ORD. NO.

**F AC 7400 00 07**

The suspension folder frames are supplied with full extension guide rails (100% extension) with 30 kg load capacity

**Overall dimensions: 990x370 mm**


For suspension folders DIN A4



- RAL 7000 F. ....01
- RAL 6011 F. ....02
- RAL 5012 F. ....04
- RAL 7035 F. ....08

KEY ■

■ All indicated loads are net and refer to evenly distributed weights



LENGTH = 2046 mm DEPTH = 450 mm

CABINETS SERIES PERFORM A700

**ADJUSTABLE SHELF**  
DEPTH 370 mm



This type of shelf can be assembled only if the perforated back panel is not fitted.



Containers see page G28-G30

ORD. NO.	DIM. mm	STRENGTH. BAR	LOAD CAPACITY kg
F AC 2450 01 99	995x370x35 h	0	100
F AC 2450 03 99	995x370x35 h	1	150

With 4 hooks

The depth of this shelf is suitable for the following containers:  
size 3A2 / size 3



size 3



size 3A2

**TOP SHELF WITH 3 EDGES**




07



Oil-resistant rubber

**PERFORATED PANEL**



01 02 04 08

This type of panel is fitted inside the cabinet by means of 4 brackets complete of screws. A maximum of 4 panels can be fitted in height.

Hooks see page C66

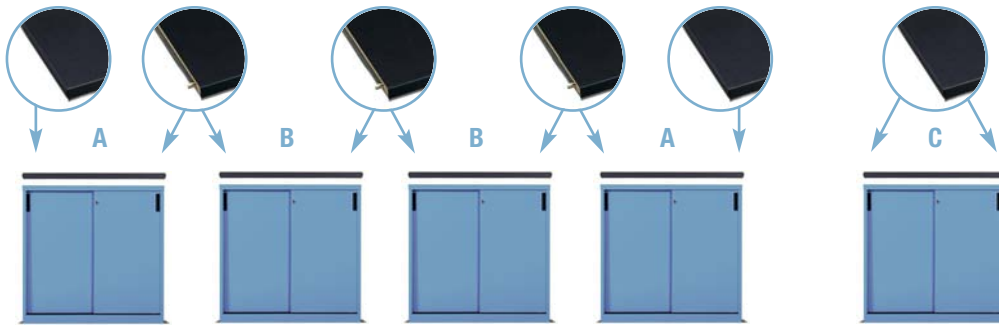
ORD. NO.	DIM. mm
F AC 4450 01 07	2046x450x20 h

For cabinet F AB 7100 / 7200

ORD. NO.	DIM. mm	LOAD CAPACITY kg
F AC 8100 01 04	988x13x456 h	25

With 4 brackets, 4 screws and 4 washers

**UPPER MDF TOP WITH RUBBER OR PVC COVERING DIMENSIONS 2046x450x31,5 mm H**



**ORD. NO. F UZ 9997 00 00**

Drilling of the cabinet upper shelf for the MDF top fixing.



Detail of the oil-resistant rubber



A



B



C

ORD. NO.
F UZ 3040 11 07
MDF top with rubber covering
Side profile
For end cabinets
Oil-resistant rubber mat

ORD. NO.
F UZ 3040 12 07
MDF top with rubber covering
No side profile
For additional central cabinets
Oil-resistant rubber mat

ORD. NO.
F UZ 3040 13 07
MDF top with rubber covering
2 side profiles
For single cabinet
Oil-resistant rubber mat

KEY

RAL 7000 F. ....01 RAL 6011 F. ....02 RAL 5012 F. ....04 RAL 7035 F. ....08



All indicated loads are net and refer to evenly distributed weights





## CABINETS SERIES PERFORM A500

ORD. NO. F AB 5302 02 08  
RAL 7035ORD. NO. F AB 5200 03 04  
RAL 5012ORD. NO. F AB 5100 03 01  
RAL 7000

## FLOOR FIXING SET



2x

- 2 "HILTI" plugs for concrete floors  $\geq$  to classes B25/RBK250/MP<sub>A</sub> 25 N/mm<sup>2</sup>
- Recommended traction of the plug: 2.9 KN
- Plug diameter:  $\varnothing$  6 mm

ORD. NO. F AG 9204 00 99

## CABINET

ORD. NO.

F AB 5100 03 01

Complete with:  
2 galvanised adjustable shelves  
Dim. mm 1500x450x1000 h

Accessories excluded

## CABINET

ORD. NO.

F AB 5200 03 04

Complete with:  
2 galvanised adjustable shelves  
Dim. mm 1500x450x1200 h

## CABINET

ORD. NO.

F AB 5302 02 08

Complete with:  
8 galvanised adjustable shelves  
1 centre support  
Dim. mm 1500x450x2000 h

Accessories excluded

RAL 7000 F. ....01

RAL 6011 F. ....02

RAL 5012 F. ....04

RAL 7035 F. ....08

## SUPPLEMENTARY PARTS ■



- **Spare key.** Always indicate the number on the cylinder lock of the key to be replaced.

ORD. NO. R CSC 0002 00

- **Master key.** This type of key opens all the 45 and 46 series locks.

ORD. NO. R CSC 0001 00



LENGTH = 1500 mm DEPTH = 450 mm (78x36 Eh)

CABINETS SERIES PERFORM A500



ORD. NO. SHELVES

**F AB 5100 02 04** 1

Cabinet with 1 shelf depth 370 mm load capacity 100 kg

**Without** centre support

Cabinet load capacity: 600 kg. **Dimensions mm 1500x450x1000 h**

ORD. NO. SHELVES

**F AB 5100 06 04** 2

Cabinet with 2 shelves depth 370 mm load capacity 150 kg

1 centre support

Cabinet load capacity: 600 kg. **Dimensions mm 1500x450x1000 h**



ORD. NO. SHELVES

**F AB 5200 03 04** 2

Cabinet with 2 shelves depth 370 mm load capacity 100 kg

**Without** centre support

Cabinet load capacity: 600 kg. **Dimensions mm 1500x450x1200 h**

ORD. NO. SHELVES

**F AB 5200 08 04** 4

Cabinet with 4 shelves depth 370 mm load capacity 150 kg

1 centre support

Cabinet load capacity: 600 kg. **Dimensions mm 1500x450x1200 h**

**ORD. NO. F AB 5200 53 04**

Including: 1 cabinet ORD. NO. **F AB 5200 03 04**, 6 size 3 blue containers

**EXAMPLE INCLUDING:**

**ORD. NO.**

**F AB ZA02 00 EF**

2 cabinets without doors ORD. NO. **F AB 5101 00 01**  
with 2 adjustable shelves each

2 pairs of sliding doors ORD. NO. **F AC 0210 00 08**

2 upper shelves ORD. NO. **F UZ 3030 11 07**

**Dimensions mm 3000x450x1030 h**

Tools excluded



■ RAL 7035 + ■ RAL 7000

■ **KEY**

■ RAL 7000 F. ....01 ■ RAL 6011 F. ....02 ■ RAL 5012 F. ....04 ■ RAL 7035 F. ....08



- We suggest to secure the cabinet to the floor or to the wall
- Top shelf load capacity 80 kg
- All indicated loads are net and refer to evenly distributed weights



## CABINETS SERIES PERFORM A500



## ORD. NO.

## SHELVES

**F AB 5300 02 04****4**

Cabinet with 4 shelves depth 370 mm load capacity 100 kg

**Without** centre support

Cabinet load capacity: 800 kg

**Dimensions mm 1500x450x2000 h**

## ORD. NO.

## SHELVES

**F AB 5300 04 04****5**

Cabinet with 5 shelves depth 370 mm load capacity 100 kg

**Without** centre support. Cabinet load capacity: 800 kg**Dimensions mm 1500x450x2000 h****ORD. NO. F AB 5300 54 04**Including: 1 cabinet ORD. NO. **F AB 5300 04 04**, 12 size 3 blue containers

## ORD. NO.

## SHELVES

**F AB 5300 07 04****10**

Cabinet with 10 shelves depth 370 mm load capacity 150 kg, 1 centre support

Cabinet load capacity: 800 kg

**Dimensions mm 1500x450x2000 h****ORD. NO. F AB 5300 57 04**Including: 1 cabinet ORD. NO. **F AB 5300 07 04**, 24 size 3 blue containers

## ORD. NO.

## SHELVES

**F AB 5302 02 04****8**

Cabinet with 8 shelves depth 370 mm load capacity 150 kg, 1 centre support

Cabinet load capacity: 800 kg

**Dimensions mm 1500x450x2000 h****ORD. NO. F AB 5302 52 04**Including: 1 cabinet ORD. NO. **F AB 5302 02 04**, 9 size 3 blue containers

RAL 7000 F. ....01

RAL 6011 F. ....02

RAL 5012 F. ....04

RAL 7035 F. ....08

## KEY ■



■ 3 mm  
thickness  
polycarbonate  
doors

- The cabinets must be secured to the floor or to the wall
- Top shelf load capacity 80 kg
- All indicated loads are net and refer to evenly distributed weights



LENGTH = 1500 mm DEPTH = 450 mm

CABINETS SERIES PERFORM A500



**EXAMPLE INCLUDING:**

**ORD. NO.**

**F AB ZA03 00 3U**

2 cabinets ORD. NO. **F AB 5302 00 3U**, 1 centre support ORD. NO. **F AC 3300 00 99**

2 cabinets ORD. NO. **F AB 5200 00 3U**, 8 galvanised adjustable shelves ORD. NO. **F AC 2250 01 99**, 8 galvanised adjustable shelves ORD. NO. **F AC 2650 01 99**

2 upper shelves ORD. NO. **F UZ 3030 31 00**

2 perforated panels prepared for wall fixing (supplied without plugs) ORD. NO. **F BL 1220 00 3U**

**Dimensions mm 6000x450x2000 h**

Tools excluded

■ **INFO**

RAL 7000 F. ....01

RAL 6011 F. ....02

RAL 5012 F. ....04

RAL 7035 F. ....08



[www.famispaspa.com](http://www.famispaspa.com)



## CABINETS SERIES PERFORM A500

## EMPTY CABINET WITH DOORS WITHOUT CENTRE SUPPORT



■ 01  
■ 02  
■ 04  
■ 08

## ORD. NO.

**F AB 5100 00 04**

Load capacity: 600 kg

**Dimensions mm 1500x450x1000 h**

Internal dimensions mm 1470x370x850 h

The F AB 5100 series cabinets are supplied as standard with 2 floor fixing brackets, 2 wall fixing brackets and 2 levelling devices.

## EMPTY CABINET WITH DOORS WITHOUT CENTRE SUPPORT



■ 01  
■ 02  
■ 04  
■ 08

## ORD. NO.

**F AB 5200 00 04**

Load capacity: 600 kg

**Dimensions mm 1500x450x1200 h**

Internal dimensions mm 1470x370x1050 h

The F AB 5200 series cabinets are supplied as standard with 2 floor fixing brackets, 2 wall fixing brackets and 2 levelling devices.

## EMPTY CABINET WITH DOORS WITHOUT CENTRE SUPPORT



■ 01  
■ 02  
■ 04  
■ 08

## ORD. NO.

**F AB 5300 00 04**

Load capacity: 800 kg

**Dimensions mm 1500x450x2000 h**

Internal dimensions mm 1470x370x1850 h

The F AB 5300 series cabinets are supplied as standard with 2 floor fixing brackets, 2 wall fixing brackets and 2 levelling devices.

## EMPTY CABINET WITH POLYCARBONATE DOORS WITHOUT CENTRE SUPPORT



■ 01  
■ 02  
■ 04  
■ 08

## ORD. NO.

**F AB 5302 00 04**

Load capacity: 800 kg

**Dimensions mm 1500x450x2000 h**

Internal dimensions mm 1470x370x1850 h

The F AB 5302 series cabinets are supplied as standard with 2 floor fixing brackets, 2 wall fixing brackets and 2 levelling devices.

■ 3 mm thickness polycarbonate doors

## ■ Fixing cabinets series F AB 5100 / F AB 5200

The cabinet should be fixed to the floor or to the wall. If the cabinets are placed on the top of the other, they must be secured to the wall.

## ■ Fixing cabinets series F AB 5300 / F AB 5302

The cabinets must be secured to the floor or to the wall. If the cabinets are placed on the top of the other, they must be secured to the wall.

## TOP SHELF WITH 3 EDGES

## ORD. NO.

DIM. mm

**F AC 4350 01 07****1500x450x20 h**

For cabinet F AB 5100 / 5200



■ 07



■ Oil-resistant rubber mat

RAL 7000 F. ....01 RAL 6011 F. ....02 RAL 5012 F. ....04 RAL 7035 F. ....08

INFO ■

www.famispa.com



LENGTH = 1500 mm DEPTH = 450 mm

CABINETS SERIES PERFORM A500

ADJUSTABLE SHELF DEPTH 370 mm



■ 99

ADJUSTABLE SHELF DEPTH 370 mm



■ 99

ORD. NO.	DIM. mm	LOAD CAPACITY kg
<b>F AC 2650 01 99</b>	1470x370x35 h	100
With 4 hooks		
The depth of this shelf is suitable for the following containers: size 3A2 / size 3		

ORD. NO.	DIM. mm	LOAD CAPACITY kg
<b>F AC 2250 01 99</b>	722x370x35 h	150
With 4 hooks		
The depth of this shelf is suitable for the following containers: size 3A2 / size 3		



size 3A2



size 3

■ This type of shelf can only be used if there is **no centre support**.

■ Containers see page **G28-G30**



size 3A2



size 3

■ This type of shelf can **only** be used when there is a **centre support**.

■ Containers see page **G28-G30**

CENTRE SUPPORT FOR CABINETS


ORD. NO.	REF.
<b>F AC 3100 00 99</b>	A
<b>F AC 3200 00 99</b>	B
<b>F AC 3300 00 99</b>	C

■ The centre support cannot be ordered separately from the cabinet



■ 99

**A**  
For cabinet 450 mm depth and 1000 mm height



■ 99

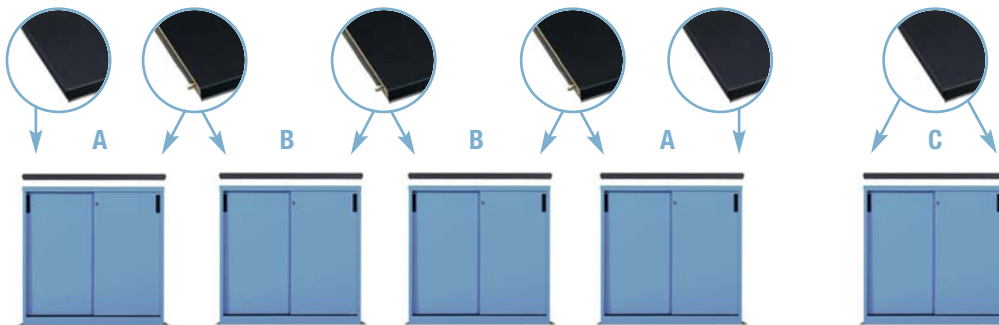
**B**  
For cabinet 450 mm depth and 1200 mm height



■ 99

**C**  
For cabinet 450 mm depth and 2000 mm height

UPPER MDF TOP WITH RUBBER OR PVC COVERING DIMENSIONS 1500x450x31,5 mm H



ORD. NO. **F UZ 9998 00 00**

Drilling of the cabinet upper shelf for the MDF top fixing.




Detail of the oil-resistant rubber



■ 07

**A**



■ 07

**B**



■ 07

**C**

ORD. NO.
<b>F UZ 3030 11 07</b>
MDF top with rubber covering
Side profile
For end cabinets Oil-resistant rubber mat

ORD. NO.
<b>F UZ 3030 12 07</b>
MDF top with rubber covering
No side profile
For additional central cabinets Oil-resist. rubber mat

ORD. NO.
<b>F UZ 3030 13 07</b>
MDF top with rubber covering
2 side profiles
For single cabinet Oil-resistant rubber mat

■ KEY

RAL 7000 F. ....01

RAL 6011 F. ....02

RAL 5012 F. ....04

RAL 7035 F. ....08



■ All indicated loads are net and refer to evenly distributed weights



## CABINETS SERIES PERFORM A300

ORD. NO. F AB 3300 03 08  
RAL 7035ORD. NO. F AB 3200 02 01  
RAL 7000ORD. NO. F AB 3100 02 04  
RAL 5012

## FLOOR FIXING SET



2x

- 2 "HILTI" plugs for concrete floors  $\geq$  to classes B25/RBK250/MP<sub>A</sub> 25 N/mm<sup>2</sup>
- Recommended traction of the plug: 2.9 KN
- Plug diameter:  $\varnothing$  6 mm

ORD. NO. F AG 9204 00 99

## CABINET

ORD. NO.

F AB 3100 02 04

Complete with:

2 galvanised adjustable shelves

Dim. mm 1023x450x1000 h

Tools excluded

## CABINET

ORD. NO.

F AB 3200 02 01

Complete with:

2 galvanised adjustable shelves

Dim. mm 1023x450x1200 h

## CABINET

ORD. NO.

F AB 3300 03 08

Complete with:

5 galvanised adjustable shelves

Dim. mm 1023x450x2000 h

Tools excluded

RAL 7000 F. ....01

RAL 6011 F. ....02

RAL 5012 F. ....04

RAL 7035 F. ....08

## SUPPLEMENTARY PARTS ■



- **Spare key.** Always indicate the number on the cylinder lock of the key to be replaced.

ORD. NO. R CSC 0002 00

- **Master key.** This type of key opens all the 45 and 46 series locks.

ORD. NO. R CSC 0001 00



LENGTH = 1023 mm DEPTH = 450 mm

CABINETS SERIES PERFORM A300



ORD. NO.	SHELVES
<b>F AB 3100 01 04</b>	<b>1</b>
Cabinet with 1 shelf depth 370 mm load capacity 100 kg	
Cabinet load capacity: 600 kg	
Dimensions mm 1023x450x1000 h	



ORD. NO.	SHELVES
<b>F AB 3100 02 04</b>	<b>2</b>
Cabinet with 2 shelves depth 370 mm load capacity 100 kg	
Cabinet load capacity: 600 kg	
Dimensions mm 1023x450x1000 h	



ORD. NO.	SHELVES
<b>F AB 3100 04 04</b>	<b>3</b>
Cabinet with 3 shelves depth 370 mm load capacity 100 kg	
Cabinet load capacity: 600 kg	
Dimensions mm 1023x450x1000 h	

**ORD. NO. F AB 3100 54 04**  
Including: 1 cabinet ORD. NO. **F AB 3100 04 04**  
8 size 3 blue containers, 8 size 3A2 blue containers



ORD. NO.	SHELVES
<b>F AB 3200 02 04</b>	<b>2</b>
Cabinet with 2 shelves depth 370 mm load capacity 100 kg	
Cabinet load capacity: 600 kg	
Dimensions mm 1023x450x1200 h	



ORD. NO.	SHELVES
<b>F AB 3200 04 04</b>	<b>3</b>
Cabinet with 3 shelves depth 370 mm load capacity 100 kg	
Cabinet load capacity: 600 kg	
Dimensions mm 1023x450x1200 h	

■ We suggest to secure the cabinet to the floor or to the wall

■ Top shelf load capacity 80 kg

**ORD. NO. F AB 3200 54 04**  
Including: 1 cabinet ORD. NO. **F AB 3200 04 04**  
4 size 3 blue containers

■ The cabinet must be fixed to the floor or to the wall



ORD. NO.	SHELVES
<b>F AB 3300 01 04</b>	<b>4</b>
Cabinet with 4 shelves depth 370 mm load capacity 100 kg	
Cabinet load capacity: 800 kg	
Dimensions mm 1023x450x2000 h	



ORD. NO.	SHELVES
<b>F AB 3300 03 04</b>	<b>5</b>
Cabinet with 5 shelves depth 370 mm load capacity 100 kg	
Cabinet load capacity: 800 kg	
Dimensions mm 1023x450x2000 h	



ORD. NO.	SHELVES
<b>F AB 3300 04 04</b>	<b>6</b>
Cabinet with 6 shelves depth 370 mm load capacity 100 kg	
Cabinet load capacity: 800 kg	
Dimensions mm 1023x450x2000 h	



CABINETS SERIES PERFORM A300

EMPTY CABINET WITH DOORS



- 01
- 02
- 04
- 08

ORD. NO.

**F AB 3100 00 04**

Cabinet load capacity: 600 kg

Dimensions mm 1023x450x1000 h

Internal dimensions mm 995x370x850 h

The F AB 3100 series cabinets are supplied as standard with 2 floor fixing brackets, 2 wall fixing brackets and 2 levelling devices.

■ **Fixing cabinets series F AB 3100 / F AB 3200**  
The cabinet should be fixed to the floor or to the wall. If the cabinets are placed on the top of the other, they must be secured to the wall.

EMPTY CABINET WITH DOORS



- 01
- 02
- 04
- 08

ORD. NO.

**F AB 3200 00 04**

Cabinet load capacity: 600 kg

Dimensions mm 1023x450x1200 h

Internal dimensions mm 995x370x1050 h

The F AB 3200 series cabinets are supplied as standard with 2 floor fixing brackets, 2 wall fixing brackets and 2 levelling devices.

■ **Fixing cabinets series F AB 3300**  
The cabinet must be secured to the floor or to the wall. If the cabinets are placed on the top of the other, they must be secured to the wall.

EMPTY CABINET WITH DOORS



- 01
- 02
- 04
- 08

ORD. NO.

**F AB 3300 00 04**

Cabinet load capacity: 800 kg

Dimensions mm 1023x450x2000 h

Internal dimensions mm 995x370x1850 h

The F AB 3300 series cabinets are supplied as standard with 2 floor fixing brackets, 2 wall fixing brackets and 2 levelling devices.

TOP SHELF WITH 3 EDGES



07

ORD. NO.

**F AC 4150 01 07**

Dimensions mm 1023x450x20 h

For cabinet F AB 3100 / 3200 ...

■ Oil-resistant rubber



ADJUSTABLE SHELF DEPTH 370 mm



99

ORD. NO.

STRENGTH. BAR LOAD CAPACITY

<b>F AC 2450 01 99</b>	0	100 kg
<b>F AC 2450 03 99</b>	1	150 kg

With 4 hooks

The depth of this shelf is suitable for the following containers: size 3A2/size 3.

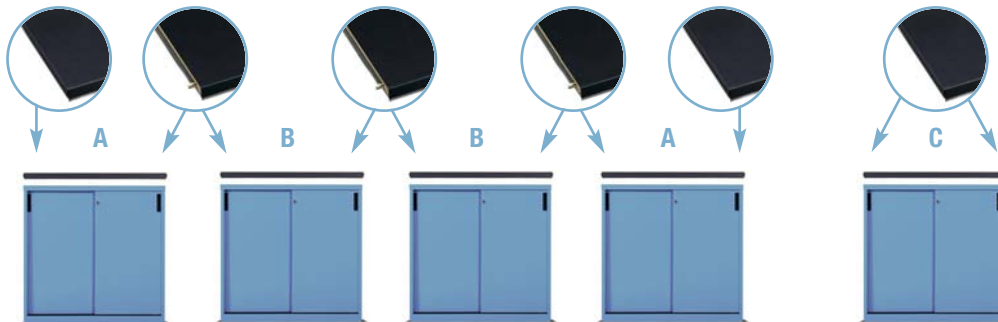
Dimensions mm 995x370x35 h



■ Containers see page G28-G30

■ This type of shelf can be assembled only if the **perforated back panel** is **not** fitted.

UPPER MDF TOP WITH RUBBER OR PVC COVERING DIMENSIONS 1023x450x31,5 mm H



ORD. NO. **F UZ 9999 00 00**

Drilling of the cabinet upper shelf for the MDF top fixing.



Detail of the oil-resistant rubber



07

ORD. NO.

**F UZ 3010 11 07**

MDF top with rubber covering

Side profile

For end cabinets

Oil-resistant rubber



07

ORD. NO.

**F UZ 3010 12 07**

MDF top with rubber covering

No side profile

For additional central cabinets

Oil-resistant rubber



07

ORD. NO.

**F UZ 3010 13 07**

MDF top with rubber covering

2 side profiles

For single cabinet

Oil-resistant rubber

LENGTH = 1023 mm DEPTH = 450

CABINETS SERIES PERFORM A300

### PERFORATED PANEL



■ 01 ■ 02 ■ 04 ■ 08

■ This type of panel is fitted inside the cabinet by means of 4 brackets complete of screws. A maximum of 4 panels can be fitted in height.

■ Hooks see page C66

#### ORD. NO.

LOAD CAPACITY kg

**F AC 8100 01 04**

25

Dimensions mm 988x13x456 h

With 4 brackets, 4 screws and 4 washers

#### EXAMPLE INCLUDING:

##### ORD. NO.

**F AB 3300 S1 51**

1 cabinet without doors ORD. NO. **F AB 3301 00 04** with 6 adjustable shelves

1 pair of sliding doors ORD. NO. **F AC 0150 00 01**

16 size 3 blue containers ORD. NO. **F PM 4151 00 04**

12 size 3 grey containers ORD. NO. **F PM 4151 00 01**

Dimensions mm 1023x450x2000 h



■ RAL 5012 + ■ RAL 7000

#### EXAMPLE INCLUDING:

##### ORD. NO.

**F AB ZA04 00 08**

1 cabinet ORD. NO. **F AB 3300 00 08** with 3 adjust. shelves, 2 perforated panels, 1 set of 41 hooks (tools are excluded) and 12 size 3 blue containers,

2 cabinets ORD. NO. **F AB 3200 00 08** with 2 adjustable shelves each, 2 upper shelves ORD. NO. **F UZ 3010 11 07**


Dimensions mm 3069x450x2000 h

Tools excluded



■ RAL 7035

## CABINETS SERIES PERFORM A800

ORD. NO. F AB 8302 03 01  
RAL 7000ORD. NO. F AB 8100 08 08  
RAL 7035

## FLOOR FIXING SET



2x

- 2 "HILTI" plugs for concrete floors  $\geq$  to classes B25/RBK250/MP<sub>A</sub> 25 N/mm<sup>2</sup>
- Recommended traction of the plug: 2.9 KN
- Plug diameter:  $\varnothing$  6 mm

ORD. NO. F AG 9204 00 99

## CABINET

## ORD. NO.

F AB 8100 08 08

Cabinet with 2 galvanised adjustable shelves

2 normal extension drawers

1 centre support

Dimensions mm 2046x600x1000 h

## CABINET

## ORD. NO.

F AB 8302 03 01

Cabinet with 2 perforated panels

6 galvanised adjustable shelves

3 normal extension drawers

1 centre support

Dimensions mm 2046x600x2000 h

Tools and storage containers excluded

RAL 7000 F. ....01

RAL 6011 F. ....02

RAL 5012 F. ....04

RAL 7035 F. ....08

## SUPPLEMENTARY PARTS ■

- **Spare key.** Always indicate the number on the cylinder lock of the key to be replaced.

ORD. NO. R CSC 0002 00

- **Master key.** This type of key opens all the 45 and 46 series locks.

ORD. NO. R CSC 0001 00



LENGTH = 2046 mm DEPTH = 600 mm (54x27 Eh / 24x27 Eh)

CABINETS SERIES PERFORM A800



ORD. NO.	DRAWERS
<b>F AB 8100 02 04</b>	<b>4</b>
Cabinet with 2 shelves depth 500 mm load capacity 100 kg	
2 pair of normal extension drawers load capacity 50 kg	
1 centre support	
Cabinet load capacity: 600 kg per compartment	
<b>Dimensions mm 2046x600x1000 h</b>	



ORD. NO.	DRAWERS
<b>F AB 8100 08 04</b>	<b>2</b>
Cabinet with 2 shelves depth 500 mm load capacity 100 kg	
2 normal extension drawers load capacity 50 kg	
1 centre support	
Cabinet load capacity: 600 kg per compartment	
<b>Dimensions mm 2046x600x1000 h</b>	



ORD. NO.	DRAWERS
<b>F AB 8100 09 04</b>	<b>2</b>
Cabinet with 4 shelves depth 500 mm load capacity 100 kg	
2 normal extension drawers load capacity 50 kg	
1 centre support	
Cabinet load capacity: 600 kg per compartment	
<b>Dimensions mm 2046x600x1000 h</b>	



ORD. NO.	SHELVES
<b>F AB 8100 10 04</b>	<b>2</b>
Cabinet with 2 shelves depth 500 mm load capacity 100 kg	
1 centre support	
Cabinet load capacity: 600 kg per compartment	
<b>Dimensions mm 2046x600x1000 h</b>	



ORD. NO.	SHELVES
<b>F AB 8100 11 04</b>	<b>4</b>
Cabinet with 4 shelves depth 500 mm load capacity 100 kg	
1 centre support	
Cabinet load capacity: 600 kg per compartment	
<b>Dimensions mm 2046x600x1000 h</b>	

■ KEY



- If the cabinet is with drawers it must be fixed to the floor or to the wall
- Top shelf load capacity 80 kg
- Normal extension (87%)
- All indicated loads are net and refer to evenly distributed weights

RAL 7000 F. ....01 RAL 6011 F. ....02 RAL 5012 F. ....04 RAL 7035 F. ....08

■ Partitioning material see page A224-A225



## CABINETS SERIES PERFORM A800



## ORD. NO.

## SHELVES

**F AB 8300 01 04****8**

Cabinet with 8 shelves depth 500 mm load capacity 100 kg

1 centre support

Cabinet load capacity: 800 kg per compartment

**Dimensions mm 2046x600x2000 h**

## ORD. NO.

## DRAWERS

**F AB 8300 02 04****4**

Cabinet with 4 shelves depth 500 mm load capacity 100 kg

4 normal extension drawers load capacity 50 kg, 1 centre support

Cabinet load capacity: 800 kg per compartment

**Dimensions mm 2046x600x2000 h**

## ORD. NO.

## DRAWERS

**F AB 8300 09 04****6**

Cabinet with 8 shelves depth 500 mm load capacity 100 kg

6 normal extension drawers load capacity 50 kg, 1 centre support

Cabinet load capacity: 800 kg per compartment

**Dimensions mm 2046x600x2000 h**

## ORD. NO.

## SHELVES

**F AB 8302 01 04****4**

Cabinet with 8 shelves depth 500 mm load capacity 100 kg

1 centre support

Cabinet load capacity: 800 kg per compartment

**Dimensions mm 2046x600x2000 h**

RAL 7000 F. ....01

RAL 6011 F. ....02

RAL 5012 F. ....04

RAL 7035 F. ....08

## KEY ■

■ Partitioning material see page A224-A225

- The cabinets must be secured to the floor or to the wall
- 4 mm thickness polycarbonate doors
- Top shelf load capacity 80 kg
- Normal extension (87%)
- All indicated loads are net and refer to evenly distributed weights



LENGTH = 2046 mm DEPTH = 600 mm (54x27 Eh / 24x27 Eh)

CABINETS SERIES PERFORM A800

EMPTY CABINET WITH DOORS AND CENTRE SUPPORT



The drawers in the cabinet have a maximum load capacity of 350 kg regardless of the load capacity of the cabinets.

**Fixing cabinets series F AB 8100**  
If one or more drawers are fitted, the cabinets must be secured to the floor or to the wall. If the cabinets are placed on the top of the other, they must be secured to the wall.

**Fixing cabinets series F AB 8300 / F AB 8302**  
The cabinets must be secured to the floor or to the wall. If the cabinets are placed on the top of the other, they must be secured to the wall.

ORD. NO.

**F AB 8100 01 04**

Cabinet load capacity: 600 kg per compartment

Dimensions mm 2046x600x1000 h

Internal dimensions of each compartment mm 995x500x850 h

The F AB 8100 series cabinets are supplied as standard with 2 floor fixing brackets, 2 wall fixing brackets and 2 levelling devices.

EMPTY CABINET WITH DOORS AND CENTRE SUPPORT



ORD. NO.

**F AB 8300 00 04**

Cabinet load capacity: 800 kg per compartment

Dimensions mm 2046x600x2000 h

Internal dimensions of each compartment mm 995x500x1850 h

The F AB 8300 series cabinets are supplied as standard with 4 floor fixing brackets, 4 wall fixing brackets and 4 levelling devices.

EMPTY CABINET WITH DOORS AND CENTRE SUPPORT



ORD. NO.

**F AB 8302 00 04**

Cabinet load capacity: 800 kg per compartment

Dimensions mm 2046x600x2000 h

Internal dimensions of each compartment mm 995x500x1850 h

The F AB 8302 series cabinets are supplied as standard with 4 floor fixing brackets, 4 wall fixing brackets and 4 levelling devices.

FULL EXTENSION SUSPENSION FOLDER FRAME FOR SUSPENSION FOLDER DIN A4

ORD. NO.

**F AC 7500 00 07**

The suspension folder frames are supplied with telescopic extension guide rails (100% extension) with 30 kg load capacity.

Overall dimensions: 990x500 mm

For suspension folders DIN A4




KEY

RAL 7000 F. ....01 RAL 6011 F. ....02 RAL 5012 F. ....04 RAL 7035 F. ....08



- 4 mm thickness polycarbonate doors
- Top shelf load capacity 80 kg
- All indicated loads are net and refer to evenly distributed weights



CABINETS SERIES PERFORM A800

**TOP SHELF WITH 3 EDGES**



■ 07

ORD. NO.

DIM. mm

**F AC 4500 01 07**

2046x600x20 h

For cabinet F AB 8100



■ Oil-resistant rubber

**ADJUSTABLE SHELF DEPTH 500 mm**



■ 99

ORD. NO.

DIM. mm

STRENGTH. BAR LOAD CAPACITY kg

**F AC 2500 01 99**

995x500x35 h

0

100

**F AC 2500 03 99**

995x500x35 h

1

180

Complete with 4 hooks

The depth of this shelf is suitable for the following containers:  
size 4A2 / size 4 / size 4A5

■ This type of shelf can be assembled only if the **perforated back panel is not fitted**.



size 4A2



size 4



size 4A5



■ Containers see page **G28-G30**

**ADJUSTABLE SHELF DEPTH 480 mm**



■ 99

ORD. NO.

DIM. mm

LOAD CAPACITY kg

**F AC 2480 07 99**

995x480x35 h

50

Complete with 2 guide rails

The depth of this shelf is suitable for the following containers:  
size 4A2 / size 4 / size 4A5

■ This type of shelf **can** be fitted even in the presence of the **perforated back panel**.



size 4A2



size 4




size 4A5



■ Containers see page **G28-G30**

**PERFORATED PANEL**



■ 01  
■ 02  
■ 04  
■ 08

ORD. NO.

DIM. mm

LOAD CAPACITY kg

**F AC 8100 01 04**


988x13x456 h

25

Complete with 4 brackets, 4 screws and 4 washers

Not suitable for doors



■ This type of panel is fitted inside the cabinet by means of 4 brackets complete of screws. A maximum of 4 panels can be fitted in the height.



■ Hooks see page **C66**

RAL 7000 F. ....01 RAL 6011 F. ....02 RAL 5012 F. ....04 RAL 7035 F. ....08

**KEY ■**



■ All indicated loads are net and refer to evenly distributed weights



LENGTH = 2046 mm DEPTH = 600 mm (54x27 Eh / 24x27 Eh)

CABINETS SERIES PERFORM A800

**NORMAL AND FULL EXTENSION DRAWERS 54x27 EH**



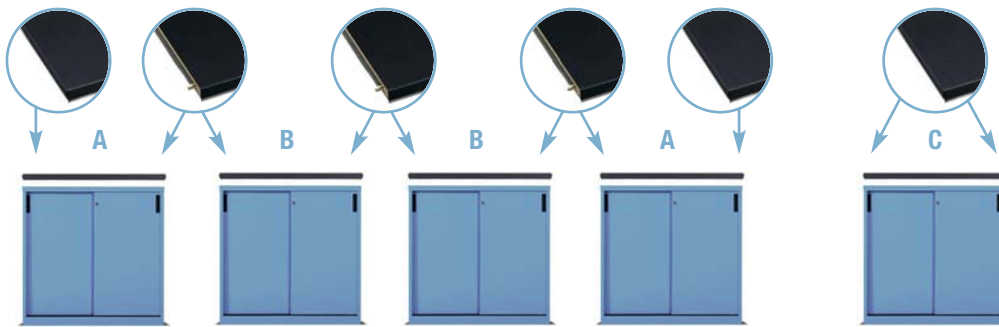
ORD. NO.	EXTENSION
<b>F AC 1200 00 04</b>	NORMAL
<b>F AC 1250 00 04</b>	TELESCOPIC
Normal extension drawer load capacity: 50 kg	
Full extension drawer load capacity: 100 kg	
Internal dimensions mm 906x447x85 h	

**PAIR OF NORMAL AND FULL EXTENSION DRAWERS 24x27 EH**



ORD. NO.	EXTENSION
<b>F AC 1600 00 04</b>	NORMAL
<b>F AC 1650 00 04</b>	TELESCOPIC
Normal extension drawer load capacity: 50 kg	
Full extension drawer load capacity: 60 kg	
Internal dimensions mm 396x447x85 h (each drawer)	

**UPPER MDF TOP WITH RUBBER OR PVC COVERING DIMENSIONS 2046x600x31,5 mm H**




**ORD. NO. F UZ 9997 00 00**

Drilling of the cabinet upper shelf for the MDF top fixing.



Detail of the oil-resistant rubber



ORD. NO.
<b>F UZ 3170 11 07</b>
MDF top with rubber covering
Side profile
For end cabinets
Oil-resistant rubber



ORD. NO.
<b>F UZ 3170 12 07</b>
MDF top with rubber covering
No side profile
For additional central cabinets
Oil-resistant rubber



ORD. NO.
<b>F UZ 3170 13 07</b>
MDF top with rubber covering
2 side profiles
For single cabinet
Oil-resistant rubber


■ KEY



- Normal extension (87%)
- Telescopic extension (100%)
- All indicated loads are net and refer to evenly distributed weights

■ Partitioning material see page A224-A225

RAL 7000 F. ....01 RAL 6011 F. ....02 RAL 5012 F. ....04





## CABINETS SERIES PERFORM A600



**ORD. NO. F AB 6100 06 01**  
RAL 7000

**ORD. NO. F AB 6302 02 08**  
RAL 7035

### FLOOR FIXING SET



2x

- 2 "HILTI" plugs for concrete floors  $\geq$  to classes B25/RBK250/MPA 25 N/mm<sup>2</sup>
- Recommended traction of the plug: 2.9 KN
- Plug diameter:  $\varnothing$  6 mm

**ORD. NO. F AG 9204 00 99**

### CABINET

**ORD. NO.**

**F AB 6100 06 01**

Cabinet with 4 galvanised adjustable shelves  
1 centre support

**Dimensions mm 1500x600x1000 h**

Storage containers excluded

### CABINET

**ORD. NO.**

**F AB 6302 02 08**

Cabinet with 8 galvanised adjustable shelves  
1 centre support

**Dimensions mm 1500x600x2000 h**

Storage containers excluded

RAL 7000 F. ....01

RAL 6011 F. ....02

RAL 5012 F. ....04

RAL 7035 F. ....08

### SUPPLEMENTARY PARTS ■



- **Spare key.** Always indicate the number on the cylinder lock of the key to be replaced.

ORD. NO. R CSC 0002 00

- **Master key.** This type of key opens all the 45 and 46 series locks.

ORD. NO. R CSC 0001 00



LENGTH = 1500 mm DEPTH = 600 mm

CABINETS SERIES PERFORM A600



ORD. NO.	SHELVES
<b>F AB 6100 02 04</b>	<b>1</b>
Cabinet with 1 shelf depth 500 mm load capacity 100 kg	
Cabinet load capacity: 600 kg	
<b>Dimensions mm 1500x600x1000 h</b>	

ORD. NO.	SHELVES
<b>F AB 6100 03 04</b>	<b>2</b>
Cabinet with 2 shelves depth 500 mm load capacity 100 kg.	
Cabinet load capacity: 600 kg. <b>Dimensions mm 1500x600x1000 h</b>	

**ORD. NO. F AB 6100 53 04**  
Including: 1 cabinet ORD. NO. **F AB 6100 03 04**, 4 size 4A2 blue containers



ORD. NO.	SHELVES
<b>F AB 6100 05 04</b>	<b>2</b>
Cabinet with 2 shelves depth 500 mm load capacity 150 kg, 1 centre support	
Cabinet load capacity: 600 kg. <b>Dimensions mm 1500x600x1000 h</b>	

ORD. NO.	SHELVES
<b>F AB 6100 06 04</b>	<b>4</b>
Cabinet with 4 shelves depth 500 mm load capacity 150 kg, 1 centre support	
Cabinet load capacity: 600 kg	
<b>Dimensions mm 1500x600x1000 h</b>	

**ORD. NO. F AB 6100 56 04**  
Including: 1 cabinet ORD. NO. **F AB 6100 06 04**, 8 size 4 grey containers



■ RAL 7035

**EXAMPLE INCLUDING:**

ORD. NO.
<b>F AB ZA06 00 08</b>
1 cabinet ORD. NO. <b>F AB 6100 06 08</b> with 4 adjus. shelves, 1 centre support and 8 size 4 blue containers
1 cabinet ORD. NO. <b>F DF 1090 Z0 08</b> with lock, 7 drawers and partitioning set
1 cabinet ORD. NO. <b>F DC 1090 Z0 08</b> with lock, 7 drawers and partitioning set
1 MDF top with rubber covering ORD. NO. <b>F UZ 3160 11 07</b>
1 MDF top with rubber covering ORD. NO. <b>F UZ 3120 11 07</b>
1 MDF top with rubber covering ORD. NO. <b>F UZ 3130 12 07</b>
<b>Dimensions mm 2782x600x1030 h</b>
Tools excluded

■ KEY

■ RAL 7000 F. ....01 ■ RAL 6011 F. ....02 ■ RAL 5012 F. ....04 ■ RAL 7035 F. ....08



- We suggest to secure the cabinet to the floor or to the wall
- Top shelf load capacity 80 kg
- All indicated loads are net and refer to evenly distributed weights



CABINETS SERIES PERFORM A600



ORD. NO.	SHELVES
<b>F AB 6300 02 04</b>	<b>4</b>
Cabinet with 4 shelves depth 500 mm load capacity 100 kg	
Cabinet load capacity: 800 kg	
<b>Dimensions mm 1500x600x2000 h</b>	

ORD. NO.	SHELVES
<b>F AB 6300 03 04</b>	<b>5</b>
Cabinet with 5 shelves depth 500 mm load capacity 100 kg	
Cabinet load capacity: 800 kg	
<b>Dimensions mm 1500x600x2000 h</b>	

**ORD. NO. F AB 6300 53 04**  
Including: 1 cabinet ORD. NO. F AB 6300 03 04, 4 size 4A2 blue containers, 8 size 4 grey containers



ORD. NO.	SHELVES
<b>F AB 6300 05 04</b>	<b>8</b>
Cabinet with 8 shelves depth 500 mm load capacity 150 kg	
1 centre support	
Cabinet load capacity: 800 kg	
<b>Dimensions mm 1500x600x2000 h</b>	


ORD. NO.	SHELVES
<b>F AB 6302 02 04</b>	<b>8</b>
Cabinet with 8 shelves depth 500 mm load capacity 150 kg, 1 centre support	
Cabinet load capacity: 800 kg	
<b>Dimensions mm 1500x600x2000 h</b>	

**ORD. NO. F AB 6302 52 04**  
Including: 1 cabinet ORD. NO. F AB 6302 02 04, 5 size 4 grey containers

RAL 7000 F. ....01 RAL 6011 F. ....02 RAL 5012 F. ....04 RAL 7035 F. ....08

KEY ■

- The cabinets must be secured to the floor or to the wall
- 3 mm thickness polycarbonate doors
- Top shelf load capacity 80 kg
- All indicated loads are net and refer to evenly distributed weights



LENGTH = 1500 mm DEPTH = 600 mm

CABINETS SERIES PERFORM A600



■ RAL 7035 + ■ RAL 5012

**EXAMPLE INCLUDING:**

**ORD. NO.**

**F AB ZA07 00 50**

1 cabinet without doors ORD. NO. **F AB 6301 00 08** with 8 adjustable shelves, 1 centre support and 9 size 3 blue containers, 1 pair of doors ORD. NO. **F AC 0255 00 04**

1 cabinet without doors ORD. NO. **F AB 6301 00 08** with 3 adjustable shelves, 1 pair of doors ORD. NO. **F AC 0255 00 04**

**Dimensions mm 3000x600x2000 h**

Tools excluded

■ **KEY**

■ RAL 7000 F. ....01 ■ RAL 6011 F. ....02 ■ RAL 5012 F. ....04 ■ RAL 7035 F. ....08



- The cabinets must be secured to the floor or to the wall
- 3 mm thickness polycarbonate doors
- Top shelf load capacity 80 kg



CABINETS SERIES PERFORM A600

EMPTY CABINET WITH DOORS WITHOUT CENTRE SUPPORT



■ **Fixing cabinets series F AB 6100**  
Ideally the cabinet should be fixed to the floor or to the wall. If the cabinets are placed on the top of the other, they must be secured to the wall.

■ **Fixing cabinets series F AB 6300 / F AB 6302**  
The cabinets must be secured to the floor or to the wall. If the cabinets are placed on the top of the other, they must be secured to the wall.

ORD. NO.

**F AB 6100 00 04**

Cabinet load capacity: 600 kg

**Dimensions mm 1500x600x1000 h**

Internal dimensions mm 1470x500x850 h

The F AB 6100 series cabinets are supplied as standard with 2 floor fixing brackets, 2 wall fixing brackets and 2 levelling devices.

EMPTY CABINET WITH DOORS WITHOUT CENTRE SUPPORT



ORD. NO.

**F AB 6300 00 04**

Cabinet load capacity: 800 kg

**Dimensions mm 1500x600x2000 h**

Internal dimensions mm 1470x500x1850 h

The F AB 6300 series cabinets are supplied as standard with 2 floor fixing brackets, 2 wall fixing brackets and 2 levelling devices.

EMPTY CABINET WITH POLYCARBONATE DOORS WITHOUT CENTRE SUPPORT

■ 3 mm thickness polycarbonate doors



ORD. NO.

**F AB 6302 00 04**

Cabinet load capacity: 800 kg

**Dimensions mm 1500x600x2000 h**

Internal dimensions mm 1470x500x1850 h

The F AB 6302 series cabinets are supplied as standard with 2 floor fixing brackets, 2 wall fixing brackets and 2 levelling devices.

CENTRE SUPPORT FOR CABINET

ORD. NO.

REF.


**F AC 3500 00 99**

A

**F AC 3600 00 99**

B

■ The centre support cannot be ordered separately from the cabinet.



**A**  
For cabinet 600 mm depth and 1000 mm height

**B**  
For cabinet 600 mm depth and 2000 mm height

RAL 7000 F. ....01 RAL 6011 F. ....02 RAL 5012 F. ....04 RAL 7035 F. ....08

KEY ■

- The cabinets must be secured to the floor or to the wall
- 3 mm thickness polycarbonate doors
- Top shelf load capacity 80 kg
- All indicated loads are net and refer to evenly distributed weights



LENGTH = 1500 mm DEPTH = 600 mm

CABINETS SERIES PERFORM A600

ADJUSTABLE SHELF DEPTH 500 mm



ORD. NO.	LOAD CAPACITY kg
<b>F AC 2700 01 99</b>	100
Complete with 4 hooks	
The depth of this shelf is suitable for the following containers: size 4A2 / size 4 / size 4A5	
Dimensions mm 1470x500x35 h	



■ This type of shelf can only be used if there is **no centre support**.

■ Containers see page **G28-G30**

ADJUSTABLE SHELF DEPTH 500 mm



ORD. NO.	LOAD CAPACITY kg
<b>F AC 2300 01 99</b>	150
Complete with 4 hooks	
The depth of this shelf is suitable for the following containers: size 4A2 / size 4 / size 4A5	
Dimensions mm 722x500x35 h	



■ This type of shelf can **only** be used when there is a **centre support**.

■ Containers see page **G28-G30**

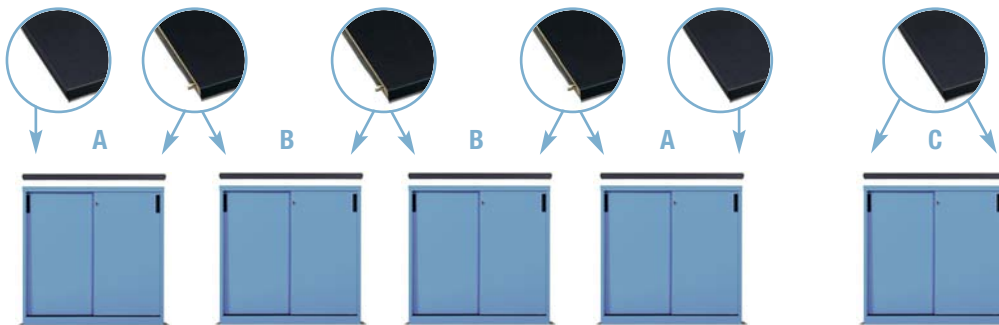
TOP SHELF WITH 3 EDGES

ORD. NO.
<b>F AC 4400 01 07</b>
Dimensions mm 1500x600x20 h
For cabinet F AB 6100 ...



■ Oil-resistant rubber

UPPER MDF TOP WITH RUBBER OR PVC COVERING DIMENSIONS 1500x600x31,5 mm H



ORD. NO. F UZ 9998 00 00

Drilling of the cabinet upper shelf for the MDF top fixing.



Detail of the oil-resistant rubber



ORD. NO.
<b>F UZ 3160 11 07</b>
MDF top with rubber covering
Side profile
For end cabinets



ORD. NO.
<b>F UZ 3160 12 07</b>
MDF top with rubber covering
No side profile
For additional central cabinets



ORD. NO.
<b>F UZ 3160 13 07</b>
MDF top with rubber covering
2 side profiles
For single cabinet

■ KEY

RAL 7000 F. ....01 RAL 6011 F. ....02 RAL 5012 F. ....04 RAL 7035 F. ....08



■ All indicated loads are net and refer to evenly distributed weights



## CABINETS SERIES PERFORM A400

ORD. NO. F AB 4300 02 08  
RAL 7035ORD. NO. F AB 4100 08 01  
RAL 7000

## FLOOR FIXING SET



2x

- 2 "HILTI" plugs for concrete floors  $\geq$  to classes B25/RBK250/MP<sub>A</sub> 25 N/mm<sup>2</sup>
- Recommended traction of the plug: 2.9 KN
- Plug diameter:  $\varnothing$  6 mm

ORD. NO. F AG 9204 00 99

## CABINET

ORD. NO.

F AB 4100 08 01

Cabinet with 2 galvanised adjustable shelves

1 centre support

Dimensions mm 1023x600x1000 h

## CABINET

ORD. NO.

F AB 4300 02 08

Cabinet with 8 galvanised adjustable shelves

1 centre support

Dimensions mm 1023x600x2000 h

Accessories excluded

RAL 7000 F. ....01

RAL 6011 F. ....02

RAL 5012 F. ....04

RAL 7035 F. ....08

## SUPPLEMENTARY PARTS ■

- **Spare key.** Always indicate the number on the cylinder lock of the key to be replaced.

ORD. NO. R CSC 0002 00

- **Master key.** This type of key opens all the 45 and 46 series locks.

ORD. NO. R CSC 0001 00



LENGTH = 1023 mm DEPTH = 600 mm (24x27 Eh)

CABINETS SERIES PERFORM A400



**ORD. NO.** **F AB 4100 02 04**

**DRAWERS** **2**

Cabinet with 2 shelves depth 500 mm load capacity 100 kg  
2 normal extension drawers load capacity 50 kg, 1 centre support  
Cabinet load capacity: 600 kg. **Dimensions mm 1023x600x1000 h**



**ORD. NO.** **F AB 4100 03 04**

**DRAWERS** **2**

Cabinet with 4 shelves depth 500 mm load capacity 100 kg  
2 normal extension drawers load capacity 50 kg, 1 centre support  
Cabinet load capacity: 600 kg. **Dimensions mm 1023x600x1000 h**



**ORD. NO.** **F AB 4100 07 04**

**SHELVES** **1**

Cabinet with 1 shelf depth 500 mm load capacity 100 kg, **without** centre support  
Cabinet load capacity: 600 kg. **Dimensions mm 1023x600x1000 h**



**ORD. NO.** **F AB 4100 08 04**

**SHELVES** **2**

Cabinet with 2 shelves depth 500 mm load capacity 100 kg, **without** centre support  
Cabinet load capacity: 600 kg. **Dimensions mm 1023x600x1000 h**



**EXAMPLE INCLUDING:**

■ RAL 5012 + ■ RAL 7035

**ORD. NO.**

**F AB ZA09 00 50**

- 1 cabinet without doors ORD. NO. **F AB 4101 00 08** with 2 adjustable shelves, 1 pair of sliding doors ORD. NO. **F AC 0110 00 04**
- 1 cabinet without doors ORD. NO. **F AB 4101 01 08** with 1 centre support, 1 pair of sliding doors ORD. NO. **F AC 0110 00 04**, 8 normal ext. drawers ORD. NO. **F AC 1100 00 04** with 6 partitioning set, 8 full extension drawers ORD. NO. **F AC 1150 00 04** with 6 partitioning set
- 1 cabinet with doors ORD. NO. **F AB 4150 01 50** with 2 adjustable shelves, 1 cabinet with doors ORD. NO. **F AB 4140 01 50** with 2 adjustable shelves
- 1 cabinet without doors ORD. NO. **F AB 4301 00 08** with 4 adjustable shelves, 1 pair of sliding doors ORD. NO. **F AC 0150 00 04**, 4 perforated panels ORD. NO. **F BL 1220 00 04**
- 1 set of 95 hooks ORD. NO. **F BL 9517 00 99** (tools are excluded), 2 upper shelves ORD. NO. **F UZ 3140 11 07**

**Dimensions mm 4092x600x2000 h**



CABINETS SERIES PERFORM A400



ORD. NO.	DRAWERS
<b>F AB 4300 03 04</b>	<b>4</b>
Cabinet with 4 shelves depth 500 mm load capacity 100 kg	
6 normal extension drawers load capacity 50 kg	
1 centre support	
Cabinet load capacity: 800 kg	
Dimensions mm 1023x600x2000 h	



ORD. NO.	DRAWERS
<b>F AB 4300 09 04</b>	<b>4</b>
Cabinet with 8 shelves depth 500 mm load capacity 100 kg	
4 normal extension drawers load capacity 50 kg	
1 centre support	
Cabinet load capacity: 800 kg	
Dimensions mm 1023x600x2000 h	




ORD. NO.	SHELVES
<b>F AB 4300 11 04</b>	<b>4</b>
Cabinet with 4 shelves depth 500 mm load capacity 100 kg	
<b>Without</b> centre support	
Cabinet load capacity: 800 kg	
Dimensions mm 1023x600x2000 h	



ORD. NO.	SHELVES
<b>F AB 4300 12 04</b>	<b>5</b>
Cabinet with 5 shelves depth 500 mm load capacity 100 kg	
<b>Without</b> centre support	
Cabinet load capacity: 800 kg	
Dimensions mm 1023x600x2000 h	

RAL 7000 F. ....01 RAL 6011 F. ....02 RAL 5012 F. ....04 RAL 7035 F. ....08

KEY ■



■ Partitioning material see page **A224-A225**

- The cabinets must be secured to the floor or to the wall
- Top shelf load capacity 80 kg
- Normal extension (87%)
- Telescopic extension (100%)
- All indicated loads are net and refer to evenly distributed weights



LENGTH = 1023 mm DEPTH = 600 mm (24x27 Eh)

CABINETS SERIES PERFORM A400

EMPTY CABINET WITH DOORS WITHOUT CENTRE SUPPORT



■ The drawers in the cabinet have a maximum load capacity of 350 kg regardless of the load capacity of the cabinets.

■ **Fixing cabinets series F AB 4100**  
If one or more drawers are fitted, the cabinets must be secured to the floor or to the wall. If the cabinets are placed on the top of the other, they must be secured to the wall.

■ **Fixing cabinets series F AB 8300 / F AB 8302**  
The cabinets must be secured to the floor or to the wall. If the cabinets are placed on the top of the other, they must be secured to the wall.

ORD. NO.

**F AB 4100 00 04**

Cabinet load capacity: 600 kg

**Dimensions mm 1023x600x1000 h**


Internal dimensions mm 995x500x850 h

The F AB 4100 series cabinets are supplied as standard with 2 floor fixing brackets, 2 wall fixing brackets and 2 levelling devices.

EMPTY CABINET WITH DOORS WITHOUT CENTRE SUPPORT



CENTRE SUPPORT FOR CABINET



ORD. NO.

**F AB 4300 00 04**

Cabinet load capacity: 800 kg

**Dimensions mm 1023x600x2000 h**

Internal dimensions mm 995x500x1850 h

The F AB 4300 series cabinets are supplied as standard with 2 floor fixing brackets, 2 wall fixing brackets and 2 levelling devices.

ORD. NO.

REF.

**F AC 3150 00 99**

A

**F AC 3350 00 99**

B

■ The centre support cannot be ordered separately from the cabinet.

TOP SHELF WITH 3 EDGES

ORD. NO.

**F AC 4250 01 07**

**Dimensions mm 1023x600x20 h**

For cabinet F AB 4100 ...



■ Oil-resistant rubber

■ KEY

RAL 7000 F. ....01 RAL 6011 F. ....02 RAL 5012 F. ....04 RAL 7035 F. ....08



- The cabinets must be secured to the floor or to the wall
- Top shelf load capacity 80 kg
- All indicated loads are net and refer to evenly distributed weights



CABINETS SERIES PERFORM A400



**ADJUSTABLE SHELF  
DEPTH 500 mm**

ORD. NO.	DIM. mm	LOAD CAPACITY kg
<b>F AC 2100 01 99</b>	<b>483x500x35 h</b>	<b>100</b>

Complete with 4 hooks

The depth of this shelf is suitable for the following containers:  
size 4A2 / size 4 / size 4A5

■ This type of shelf can **only** be used when there is a **centre support**.

■ Containers see page G28-G30



**ADJUSTABLE SHELF  
DEPTH 500 mm**



ORD. NO.	DIM. mm	STRENGTH. BAR	LOAD CAPACITY kg
<b>F AC 2500 01 99</b>	<b>995x500x35 h</b>	<b>0</b>	<b>100</b>
<b>F AC 2500 03 99</b>	<b>995x500x35 h</b>	<b>1</b>	<b>180</b>

Complete with 4 hooks

The depth of this shelf is suitable for the following containers:  
size 4A2 / size 4 / size 4A5

■ This type of shelf can **only** be used if there is **no centre support** and **no perforated back panel**.

■ Containers see page G28-G30



**ADJUSTABLE SHELF  
DEPTH 480 mm**



ORD. NO.	DIM. mm	LOAD CAPACITY kg
<b>F AC 2480 07 99</b>	<b>995x480x35 h</b>	<b>50</b>

Complete with 2 guide rails


The depth of this shelf is suitable for the following containers:  
size 4A2 / size 4 / size 4A5

■ This type of shelf **can** be fitted even in the presence of the **perforated back panel without centre support**.

■ Containers see page G28-G30



**PERFORATED PANEL**



ORD. NO.	DIM. mm	LOAD CAPACITY kg
<b>F AC 8100 01 04</b>	<b>988x13x456 h</b>	<b>25</b>

Complete with 4 brackets, 4 screws and 4 washers

Not suitable for doors

■ This type of panel is fitted inside the cabinet by means of 4 brackets complete of screws. A maximum of 4 panels can be fitted in height.



■ Hooks see page C66

RAL 7000 F. ....01 RAL 6011 F. ....02 RAL 5012 F. ....04 RAL 7035 F. ....08

**KEY ■**



■ All indicated loads are net and refer to evenly distributed weights



LENGTH = 1023 mm DEPTH = 600 mm (24x27 Eh)

CABINETS SERIES PERFORM A400

NORMAL AND FULL EXTENSION DRAWERS 24x27 EH



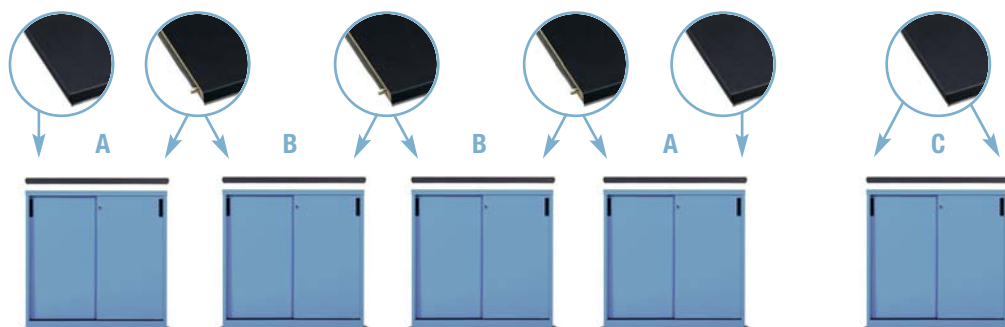
ORD. NO.	EXTENSION
F AC 1100 00 04	NORMAL
F AC 1150 00 04	TELESCOPIC
Normal extension drawer load capacity: 50 kg	
Full extension drawer load capacity: 100 kg	
Internal dimensions mm 396x447x85 h	

PAIR OF NORMAL AND FULL EXTENSION DRAWERS 24x27 EH



ORD. NO.	EXTENSION
F AC 1600 00 04	NORMAL
F AC 1650 00 04	TELESCOPIC
Normal extension drawer load capacity: 50 kg	
Full extension drawer load capacity: 60 kg	
Internal dimensions mm 396x447x85 h (for each drawer)	

UPPER MDF TOP WITH RUBBER OR PVC COVERING DIMENSIONS 1023x600x31,5 mm H



ORD. NO. F UZ 9999 00 00

Drilling of the cabinet upper shelf for the MDF top fixing.



Detail of the oil-resistant rubber



ORD. NO.
F UZ 3140 11 07
MDF top with rubber covering
Side profile
For end cabinets
Oil-resistant rubber

ORD. NO.
F UZ 3140 12 07
MDF top with rubber covering
No side profile
For additional central cabinets
Oil-resistant rubber

ORD. NO.
F UZ 3140 13 07
MDF top with rubber covering
2 side profiles
For single cabinet
Oil-resistant rubber

KEY



- Normal extension (87%)
- Telescopic extension (100%)
- All indicated loads are net and refer to evenly distributed weights

■ Partitioning material see page A224-A225

RAL 7000 F. ....01 RAL 6011 F. ....02 RAL 5012 F. ....04



## CABINETS SERIES PERFORM 1200



**ORD. NO. F AK 2080 53 04**  
RAL 5012

**ORD. NO. F AK 1066 54 08**  
RAL 7035

**ORD. NO. F AK 2040 52 08**  
RAL 7035

**FLOOR FIXING SET**

2x

- 2 "HILTI" plugs for concrete floors  $\geq$  to classes B25/RBK250/MPa 25 N/mm<sup>2</sup>
- Recommended traction of the plug: 2.9 KN
- Plug diameter:  $\varnothing$  6 mm

**ORD. NO. F AG 9204 00 99**

**CABINET****ORD. NO.**

**F AK 2040 52 08**

Complete with:

- 6 shelves depth 235 mm (50 kg)
- 4 back plinths for containers
- 24 size 1 blue containers
- 12 size 2 grey containers

**Dim. mm 700x270x1000 h**

**CABINET****ORD. NO.**

**F AK 1066 54 08**

Complete with:

- 12 shelves depth 235 mm (50 kg)
- 7 back plinths for containers
- 42 size 1 blue containers
- 24 size 2 grey containers

**Dim. mm 700x270x1655 h**

**CABINET****ORD. NO.**

**F AK 2080 53 04**

Complete with:

- 12 shelves depth 235 mm (50 kg)
- 52 size 2 grey containers



**Dim. mm 700x270x2000 h**

RAL 7000 F. ....01

RAL 6011 F. ....02

RAL 5012 F. ....04

RAL 7035 F. ....08

**SUPPLEMENTARY PARTS ■**

- **Spare key.** Always indicate the number on the cylinder lock of the key to be replaced.

ORD. NO. R CSC 0002 00


- **Master key.** This type of key opens all the 45 and 46 series locks.

ORD. NO. R CSC 0001 00



LENGTH = 700 mm DEPTH = 270 mm

CABINETS SERIES PERFORM 1200



ORD. NO.	SHELVES
<b>F AK 2040 51 04</b>	<b>8</b>
Cabinet with 8 shelves depth 235 mm load capacity 50 kg	
9 back plinths for containers, 54 size 1 blue containers	
Cabinet load capacity: 450 kg	
<b>Dimensions mm 700x270x1000 h</b>	

ORD. NO.	SHELVES
<b>F AK 2040 52 04</b>	<b>6</b>
Cabinet with 6 shelves depth 235 mm load capacity 50 kg	
4 back plinths for cont., 24 size 1 blue containers, 12 size 2 grey containers	
Cabinet load capacity: 450 kg	
<b>Dimensions mm 700x270x1000 h</b>	



ORD. NO.	SHELVES
<b>F AK 1040 51 04</b>	<b>8</b>
Cabinet with 8 shelves depth 235 mm load capacity 50 kg	
9 back plinths for containers, 54 size 1 blue containers	
Cabinet load capacity: 450 kg	
<b>Dimensions mm 700x270x1000 h</b>	

ORD. NO.	SHELVES
<b>F AK 2040 53 04</b>	<b>5</b>
Cabinet with 5 shelves depth 235 mm load capacity 50 kg	
24 size 2 grey containers	
Cabinet load capacity: 450 kg	
<b>Dimensions mm 700x270x1000 h</b>	



ORD. NO.	SHELVES
<b>F AK 1040 53 04</b>	<b>5</b>
Cabinet with 5 shelves depth 235 mm load capacity 50 kg	
24 size 2 grey containers	
Cabinet load capacity: 450 kg	
<b>Dimensions mm 700x270x1000 h</b>	

ORD. NO.	SHELVES
<b>F AK 1040 52 04</b>	<b>6</b>
Cabinet with 6 shelves depth 235 mm load capacity 50 kg	
4 back plinths for cont., 24 size 1 blue containers, 12 size 2 grey containers	
Cabinet load capacity: 450 kg	
<b>Dimensions mm 700x270x1000 h</b>	

KEY

RAL 7000 F. ....01 RAL 6011 F. ....02 RAL 5012 F. ....04 RAL 7035 F. ....08



- The cabinets must be secured to the floor or to the wall
- Top shelf load capacity 50 kg
- All indicated loads are net and refer to evenly distributed weights



## CABINETS SERIES PERFORM 1200



ORD. NO.	SHELVES
<b>F AK 2066 54 04</b>	<b>12</b>

Cabinet with 12 shelves depth 235 mm load capacity 50 kg  
7 back plinths for containers,  
42 size 1 blue containers, 24 size 2 grey containers  
Cabinet load capacity: 500 kg  
**Dimensions mm 700x270x1655 h**



ORD. NO.	SHELVES
<b>F AK 1066 54 04</b>	<b>12</b>

Cabinet with 12 shelves depth 235 mm load capacity 50 kg  
7 back plinths for containers,  
42 size 1 blue containers, 24 size 2 grey containers  
Cabinet load capacity: 500 kg  
**Dimensions mm 700x270x1655 h**



ORD. NO.
<b>F AK 1066 63 04</b>

Cabinet with 1 Practibox frame 1500 mm in height,  
2 ORD. NO. **F PG 1071 01 01**, 4 ORD. NO. **F PG 1571 01 01**, 3 ORD. NO. **F PG 2071 01 01**,  
1 ORD. NO. **F PG 2571 01 01**, 1 ORD. NO. **F PG 3071 01 01**  
Cabinet load capacity: 500 kg  
**Dimensions mm 700x270x1655 h**



ORD. NO.	SHELVES
<b>F AK 2080 52 04</b>	<b>15</b>

Cabinet with 15 shelves depth 235 mm load capacity 50 kg  
9 back plinths for containers,  
54 size 1 blue containers, 28 size 2 grey containers  
Cabinet load capacity: 500 kg  
**Dimensions mm 700x270x2000 h**



ORD. NO.	SHELVES
<b>F AK 1080 52 04</b>	<b>15</b>

Cabinet with 15 shelves depth 235 mm load capacity 50 kg  
9 back plinths for containers,  
54 size 1 blue containers, 28 size 2 grey containers  
Cabinet load capacity: 500 kg  
**Dimensions mm 700x270x2000 h**



ORD. NO.
<b>F AK 1080 58 04</b>

Cabinet with 1 Practibox frame 1750 mm in height,  
1 ORD. NO. **F PG 1071 01 01**, 6 ORD. NO. **F PG 1571 01 01**, 2 ORD. NO. **F PG 2071 01 01**,  
2 ORD. NO. **F PG 2571 01 01**, 1 ORD. NO. **F PG 3071 01 01**  
Cabinet load capacity: 500 kg  
**Dimensions mm 700x270x2000 h**

RAL 7000 F. ....01

RAL 6011 F. ....02

RAL 5012 F. ....04

RAL 7035 F. ....08

## KEY ■

- The cabinets must be secured to the floor or to the wall
- Top shelf load capacity 50 kg
- All indicated loads are net and refer to evenly distributed weights



LENGTH = 700 mm DEPTH = 270 mm

CABINETS SERIES PERFORM 1200

EMPTY CABINET



ORD. NO. CABINET LOAD CAPACITY kg

**F AK 2080 00 04** 500

Dim. mm 700x270x2000 h

Internal dim. mm 650x235x1885 h

The F AK 2080 series cabinets are supplied as standard with 2 floor fixing brackets, 2 wall fixing brackets and 2 levelling devices.

EMPTY CABINET



ORD. NO. CABINET LOAD CAPACITY kg

**F AK 2066 00 04** 500


Dim. mm 700x270x1655 h

Internal dim. mm 650x235x1535 h

The F AK 2066 series cabinets are supplied as standard with 2 floor fixing brackets, 2 wall fixing brackets and 2 levelling devices.

The cabinets must be secured to the floor or to the wall.

EMPTY CABINET



ORD. NO. CABINET LOAD CAPACITY kg


**F AK 2040 00 04** 450

Dim. mm 700x270x1000 h

Internal dim. mm 650x235x885 h

The F AK 2040 series cabinets are supplied as standard with 2 floor fixing brackets, 2 wall fixing brackets and 2 levelling devices.

EMPTY CABINET WITH DOORS



ORD. NO. CABINET LOAD CAPACITY kg

**F AK 1080 00 04** 500

Dim. mm 700x270x2000 h

Internal dim. mm 650x235x1885 h

The F AK 1080 series cabinets are supplied as standard with 2 floor fixing brackets, 2 wall fixing brackets and 2 levelling devices.

EMPTY CABINET WITH DOORS



ORD. NO. CABINET LOAD CAPACITY kg

**F AK 1066 00 04** 500


Dim. mm 700x270x1655 h

Internal dim. mm 650x235x1535 h

The F AK 1066 series cabinets are supplied as standard with 2 floor fixing brackets, 2 wall fixing brackets and 2 levelling devices.

The cabinets must be secured to the floor or to the wall.

EMPTY CABINET WITH DOORS



ORD. NO. CABINET LOAD CAPACITY kg

**F AK 1040 00 04** 450

Dim. mm 700x270x1000 h

Internal dim. mm 650x235x885 h

The serie F AK 1040 series cabinets are supplied as standard with 2 floor fixing brackets, 2 wall fixing brackets and 2 levelling devices.

ADJUSTABLE SHELF DEPTH 235 mm



When the size 1 containers are fitted, the stop must be used on the shelf.

Containers see page G28-G30

ORD. NO. LOAD CAPACITY kg

**F AK 9020 01 99** 50

Complete with 4 hooks

The depth of this shelf is suitable for the following containers: size 1 / size 2

Dimensions mm 675x235x17 h



STOP FOR CONTAINERS  
SIZE 1



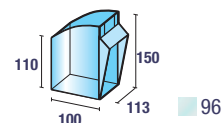
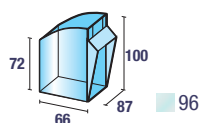
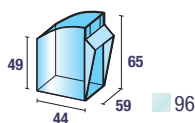
ORD. NO. **F AK 9040 00 99**

fitting of the stop





PRACTIBOX



■ 01



■ 01



■ 01

ORD. NO.

**F PG 1071 01 01**

Drawer unit with 9 compartments  
Dimensions mm 600x51x77 h

ORD. NO.

**F PG 1571 01 01**

Drawer unit with 6 compartments  
Dimensions mm 600x98x112 h

ORD. NO.

**F PG 2071 01 01**

Drawer unit with 5 compartments  
Dimensions mm 600x138x164 h

RAL 7000 F. ....01


INFO ■

[www.famispa.com](http://www.famispa.com)






■ RAL 5012



ORD. NO.

**F PG 0541 00 01**

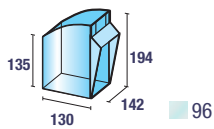
Practibox frame  
for cabinets series **F AK 1066 / 2066**  
Dimensions mm 600x41x1500 h



ORD. NO.

**F PG 0551 00 01**

Practibox frame  
for cabinets series **F AK 1080 / 2080**  
Dimensions mm 600x41x1750 h

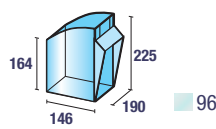


■ 01

ORD. NO.

**F PG 2571 01 01**

Drawer unit with 4 compartments  
Dimensions mm 600x174x206 h



■ 01

ORD. NO.

**F PG 3071 01 01**

Drawer unit with 3 compartments  
Dimensions mm 600x206x240 h



■ PRACTIBOX can be stacked and assembled into the frame.

■ INFO

RAL 7000 F. ....01





[www.famispa.com](http://www.famispa.com)



## CABINETS SERIES PERFORM



RAL 5012 +  
RAL 7000 F. ....51



## SUPPLEMENTARY PARTS ■

■ **Spare key.** Always indicate the number on the cylinder lock of the key to be replaced.

ORD. NO. R CSC 0002 00

■ **Master key.** This type of key opens all the 45 and 46 series locks.

ORD. NO. R CSC 0001 00



WIDTH = 585 mm DEPTH = 402 mm

SERIES PERFORM GS501



■ For benches see page A286

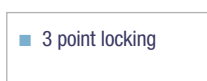


■ Standard colours

blue RAL 5012 + grey RAL 7000  
F ..... 51



■ Locker with 3 compartments



■ 3 point locking

■ 51



ORD. NO.

**F AN 5010 01 51**

Cabinet with cylinder lock




Dimensions mm 585x402x1750 h

■ SUPPLEMENTARY PARTS



- Replacement lock with 2 keys:
- Pair of replacement rods with accessories:

ORD. NO. R CSR 0025 00  
ORD. NO. R XAN 0002 99



RAL 5012 + RAL 7000 F.....51

SERIES PERFORM GS110



■ 01 ■ 02 ■ 04 ■ 08

■ Locker with fixed upper shelf, 3 height-adjustable lateral shelves and fixed separation panel.




■ 01  
■ 02  
■ 04  
■ 08

**ORD. NO.**  
**F AN 1101 01 01**  
Cabinet with cylinder lock  
Dimensions mm 1023x555x2000 h



RAL 7000 F. ....01 RAL 6011 F. ....02 RAL 5012 F. ....04 RAL 7035 F. ....08

**SUPPLEMENTARY PARTS ■**



- Replacement lock with 2 keys:
- Pair of replacement rods with accessories:

ORD. NO. R CSR 0011 00  
ORD. NO. R XAC 0010 99



WIDTH = 585 mm DEPTH = 500 mm

SERIES PERFORM GS120



■ 51



■ For benches see page A286



■ Standard colours

blue RAL 5012 + grey RAL 7000  
F ... .. 51



■ Locker with fixed shelves and fixed separation panel

ORD. NO.	ACCESSORIES	DIMENSIONS mm
F AN 1201 01 51	without feet	585x500x1750 h
F AN 1201 07 51	with feet	585x500x1950 h

cylinder lock

ORD. NO.	ACCESSORIES	DIMENSIONS mm
F AN 1201 11 51	without feet	585x500x1750 h
F AN 1201 17 51	with feet	585x500x1950 h

locking mechanism



■ SUPPLEMENTARY PARTS




- Replacement lock with 2 keys: ORD. NO. R CSR 0018 00
- Replacement locking mechanism: ORD. NO. R CSR 0024 00



■ The plastic legs are supplied unassembled

RAL 5012 + RAL 7000 F. ... ..51




SERIES PERFORM GS130

■ ■ 51

With compartment for helmet



■ Locker with height-adjustable shelf for helmet



■ Standard colours  
blue RAL 5012 + grey RAL 7000  
F .. ... 51



■ For benches see page A286

■ ■ 51




ORD. NO.	COMPARTMENTS NO.	ACCESSORIES	DIMENSIONS mm
F AN 1302 01 51	2	without feet	610x500x1750 h
F AN 1302 07 51	2	with feet	610x500x1950 h
F AN 1303 01 51	3	without feet	900x500x1750 h
F AN 1303 07 51	3	with feet	900x500x1950 h
F AN 1304 01 51	4	without feet	1195x500x1750 h
F AN 1304 07 51	4	with feet	1195x500x1950 h

cylinder lock

ORD. NO.	COMPARTMENTS NO.	ACCESSORIES	DIMENSIONS mm
F AN 1302 11 51	2	without feet	610x500x1750 h
F AN 1302 17 51	2	with feet	610x500x1950 h
F AN 1303 11 51	3	without feet	900x500x1750 h
F AN 1303 17 51	3	with feet	900x500x1950 h
F AN 1304 11 51	4	without feet	1195x500x1750 h
F AN 1304 17 51	4	with feet	1195x500x1950 h

locking mechanism

RAL 5012 + RAL 7000 F... ..51



■ The plastic legs are supplied unassembled



SUPPLEMENTARY PARTS ■

- Replacement lock with 2 keys: ORD. NO. R CSR 0018 00
- Replacement locking mechanism: ORD. NO. R CSR 0024 00



UNIT WIDTH = 300 mm DEPTH = 500 mm

SERIE **PERFORM** GS230



■ 51

With slanting top and compartment for helmet



■ For benches see page **A286**



■ **Standard colours**

blue RAL 5012 + grey RAL 7000  
F .. ... 51



■ Locker with height-adjustable shelf for helmet

ORD. NO.	COMPARTMENTS NO.	ACCESSORIES	DIMENSIONS mm
F AN 2302 01 51	2	without feet	610x500x1940 h
F AN 2302 07 51	2	with feet	610x500x2140 h
F AN 2303 01 51	3	without feet	900x500x1940 h
F AN 2303 07 51	3	with feet	900x500x2140 h
F AN 2304 01 51	4	without feet	1195x500x1940 h
F AN 2304 07 51	4	with feet	1195x500x2140 h

cylinder lock

ORD. NO.	COMPARTMENTS NO.	ACCESSORIES	DIMENSIONS mm
F AN 2302 11 51	2	without feet	610x500x1940 h
F AN 2302 17 51	2	with feet	610x500x2140 h
F AN 2303 11 51	3	without feet	900x500x1940 h
F AN 2303 17 51	3	with feet	900x500x2140 h
F AN 2304 11 51	4	without feet	1195x500x1940 h
F AN 2304 17 51	4	with feet	1195x500x2140 h

locking mechanism

■ 51



■ **SUPPLEMENTARY PARTS**




- Replacement lock with 2 keys: ORD. NO. R CSR 0018 00
- Replacement locking mechanism: ORD. NO. R CSR 0024 00



■ The plastic legs are supplied unassembled

RAL 5012 + RAL 7000 F. ... 51





SERIES PERFORM GS140



ORD. NO.	COMPARTMENTS NO.	ACCESSORIES	DIMENSIONS mm
F AN 1402 01 51	2	without feet	805x500x1750 h
F AN 1402 07 51	2	with feet	805x500x1950 h
F AN 1403 01 51	3	without feet	1195x500x1750 h
F AN 1403 07 51	3	with feet	1195x500x1950 h

cylinder lock

ORD. NO.	COMPARTMENTS NO.	ACCESSORIES	DIMENSIONS mm
F AN 1402 11 51	2	without feet	805x500x1750 h
F AN 1402 17 51	2	with feet	805x500x1950 h
F AN 1403 11 51	3	without feet	1195x500x1750 h
F AN 1403 17 51	3	with feet	1195x500x1950 h

locking mechanism

RAL 5012 + RAL 7000 F... ..51



■ The plastic legs are supplied unassembled



SUPPLEMENTARY PARTS ■

- Replacement lock with 2 keys: ART. R CSR 0018 00
- Replacement locking mechanism: ART. R CSR 0024 00

UNIT WIDTH = 400 mm DEPTH = 500 mm

SERIES **PERFORM** GS240



■ 51

**With slanting top and compartment for helmet**



■ For benches see page **A286**



■ **Standard colours**  
blue RAL 5012 + grey RAL 7000  
F .. ... 51



■ Locker with height-adjustable shelf for helmet

■ 51

ORD. NO.	COMPARTMENTS NO.	ACCESSORIES	DIMENSIONS mm
F AN 2402 01 51	2	without feet	805x500x1940 h
F AN 2402 07 51	2	with feet	805x500x2140 h
F AN 2403 01 51	3	without feet	1195x500x1940 h
F AN 2403 07 51	3	with feet	1195x500x2140 h

cylinder lock

ORD. NO.	COMPARTMENTS NO.	ACCESSORIES	DIMENSIONS mm
F AN 2402 11 51	2	without feet	805x500x1940 h
F AN 2402 17 51	2	with feet	805x500x2140 h
F AN 2403 11 51	3	without feet	1195x500x1940 h
F AN 2403 17 51	3	with feet	1195x500x2140 h

locking mechanism



■ **SUPPLEMENTARY PARTS**




- Replacement lock with 2 keys: ART. R CSR 0018 00
- Replacement locking mechanism: ART. R CSR 0024 00




■ The plastic legs are supplied unassembled

RAL 5012 + RAL 7000 F. ... 51




SERIES PERFORM GS150

■ ■ 51



■ Locker with fixed shelf and adjustable separation panel



■ **Standard colours**  
blue RAL 5012 + grey RAL 7000  
F .. ... .. 51



■ For benches see page **A286**

■ ■ 51



ORD. NO.	COMPARTMENTS NO.	ACCESSORIES	DIMENSIONS mm
F AN 1502 01 51	2	without feet	805x500x1750 h
F AN 1502 07 51	2	with feet	805x500x1950 h
F AN 1503 01 51	3	without feet	1195x500x1750 h
F AN 1503 07 51	3	with feet	1195x500x1950 h

cylinder lock

ORD. NO.	COMPARTMENTS NO.	ACCESSORIES	DIMENSIONS mm
F AN 1502 11 51	2	without feet	805x500x1750 h
F AN 1502 17 51	2	with feet	805x500x1950 h
F AN 1503 11 51	3	without feet	1195x500x1750 h
F AN 1503 17 51	3	with feet	1195x500x1950 h

locking mechanism

RAL 5012 + RAL 7000 F. .... 51

**SUPPLEMENTARY PARTS ■**

- Replacement lock with 2 keys: ART. R CSR 0018 00
- Replacement locking mechanism: ART. R CSR 0024 00



■ The plastic legs are supplied unassembled



UNIT WIDTH = 400 mm DEPTH = 500 mm

SERIES PERFORM GS150



■ 51

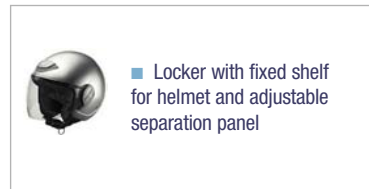
With compartment for helmet



■ For benches see page A286



■ Standard colours  
blue RAL 5012 + grey RAL 7000  
F .. ... 51



■ Locker with fixed shelf for helmet and adjustable separation panel

ORD. NO.	COMPARTMENTS NO.	ACCESSORIES	DIMENSIONS mm
F AN 1502 31 51	2	without feet	805x500x1750 h
F AN 1502 37 51	2	with feet	805x500x1950 h
F AN 1503 31 51	3	without feet	1195x500x1750 h
F AN 1503 37 51	3	with feet	1195x500x1950 h

cylinder lock

ORD. NO.	COMPARTMENTS NO.	ACCESSORIES	DIMENSIONS mm
F AN 1502 41 51	2	without feet	805x500x1750 h
F AN 1502 47 51	2	with feet	805x500x1950 h
F AN 1503 41 51	3	without feet	1195x500x1750 h
F AN 1503 47 51	3	with feet	1195x500x1950 h

locking mechanism



■ 51

■ SUPPLEMENTARY PARTS




- Replacement lock with 2 keys: ART. R CSR 0018 00
- Replacement locking mechanism: ART. R CSR 0024 00



■ The plastic legs are supplied unassembled

RAL 5012 + RAL 7000 F. ... 51




SERIES PERFORM GS250

■ ■ 51

With slanting top



■ Locker with fixed shelf and adjustable separation panel



■ Standard colours

blue RAL 5012 +  
grey RAL 7000  
F .. ... .. 51



■ For benches see page A286

■ ■ 51



ORD. NO.	COMPARTMENTS NO.	ACCESSORIES	DIMENSIONS mm
F AN 2502 01 51	2	without feet	805x500x1940 h
F AN 2502 07 51	2	with feet	805x500x2140 h
F AN 2503 01 51	3	without feet	1195x500x1940 h
F AN 2503 07 51	3	with feet	1195x500x2140 h


cylinder lock

ORD. NO.	COMPARTMENTS NO.	ACCESSORIES	DIMENSIONS mm
F AN 2502 11 51	2	without feet	805x500x1940 h
F AN 2502 17 51	2	with feet	805x500x2140 h
F AN 2503 11 51	3	without feet	1195x500x1940 h
F AN 2503 17 51	3	with feet	1195x500x2140 h

locking mechanism

RAL 5012 +  
RAL 7000 F. .... 51

SUPPLEMENTARY PARTS ■



■ The plastic legs are supplied unassembled



- Replacement lock with 2 keys: ART. R CSR 0018 00
- Replacement locking mechanism: ART. R CSR 0024 00



UNIT WIDTH = 400 mm DEPTH = 500 mm

SERIES PERFORM GS250



■ 51

With slanting top and compartment for helmet

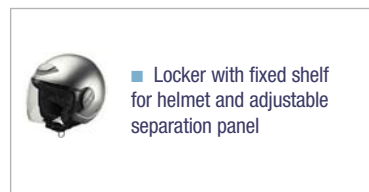


■ For benches see page A286



■ Standard colours

blue RAL 5012 + grey RAL 7000  
F .. ... 51



■ Locker with fixed shelf for helmet and adjustable separation panel

■ 51

ORD. NO.	COMPARTMENTS NO.	ACCESSORIES	DIMENSIONS mm
F AN 2502 31 51	2	without feet	805x500x1940 h
F AN 2502 37 51	2	with feet	805x500x2140 h
F AN 2503 31 51	3	without feet	1195x500x1940 h
F AN 2503 37 51	3	with feet	1195x500x2140 h

cylinder lock

ORD. NO.	COMPARTMENTS NO.	ACCESSORIES	DIMENSIONS mm
F AN 2502 41 51	2	without feet	805x500x1940 h
F AN 2502 47 51	2	with feet	805x500x2140 h
F AN 2503 41 51	3	without feet	1195x500x1940 h
F AN 2503 47 51	3	with feet	1195x500x2140 h

locking mechanism



■ SUPPLEMENTARY PARTS



- Replacement lock with 2 keys: ART. R CSR 0018 00
- Replacement locking mechanism: ART. R CSR 0024 00




■ The plastic legs are supplied unassembled

RAL 5012 + RAL 7000 F. ... 51




SERIES PERFORM GS160

■ ■ 51



■ Locker with fixed shelf and fixed separation panel



■ Standard colours

blue RAL 5012 +  
grey RAL 7000  
F .. ... 51



■ For benches see page A286

■ ■ 51



ORD. NO.	COMPARTMENTS NO.	ACCESSORIES	DIMENSIONS mm
F AN 1602 01 51	2	without feet	805x500x1750 h
F AN 1602 07 51	2	with feet	805x500x1950 h
F AN 1603 01 51	3	without feet	1195x500x1750 h
F AN 1603 07 51	3	with feet	1195x500x1950 h


cylinder lock

ORD. NO.	COMPARTMENTS NO.	ACCESSORIES	DIMENSIONS mm
F AN 1602 11 51	2	without feet	805x500x1750 h
F AN 1602 17 51	2	with feet	805x500x1950 h
F AN 1603 11 51	3	without feet	1195x500x1750 h
F AN 1603 17 51	3	with feet	1195x500x1950 h

locking mechanism

RAL 5012 +  
RAL 7000 F. .... 51

SUPPLEMENTARY PARTS ■



■ The plastic legs are supplied unassembled



- Replacement lock with 2 keys: ART. R CSR 0018 00
- Replacement locking mechanism: ART. R CSR 0024 00




UNIT WIDTH = 400 mm DEPTH = 500 mm

SERIES **PERFORM** GS260




■ 51

With slanting top



■ Locker with fixed shelf and fixed separation panel



■ **Standard colours**  
blue RAL 5012 + grey RAL 7000  
F .. .... 51



■ For benches see page **A286**

■ 51



ORD. NO.	COMPARTMENTS NO.	ACCESSORIES	DIMENSIONS mm
F AN 2602 01 51	2	without feet	805x500x1940 h
F AN 2602 07 51	2	with feet	805x500x2140 h
F AN 2603 01 51	3	without feet	1195x500x1940 h
F AN 2603 07 51	3	with feet	1195x500x2140 h

cylinder lock

ORD. NO.	COMPARTMENTS NO.	ACCESSORIES	DIMENSIONS mm
F AN 2602 11 51	2	without feet	805x500x1940 h
F AN 2602 17 51	2	with feet	805x500x2140 h
F AN 2603 11 51	3	without feet	1195x500x1940 h
F AN 2603 17 51	3	with feet	1195x500x2140 h

locking mechanism

■ **SUPPLEMENTARY PARTS**



- Replacement lock with 2 keys: ART. R CSR 0018 00
- Replacement locking mechanism: ART. R CSR 0024 00



■ The plastic legs are supplied unassembled

RAL 5012 + RAL 7000 F. ....51





SERIES PERFORM GS170

■ ■ 51



■ Locker with fixed shelf and fixed separation panel

■ Standard colours  
blue RAL 5012 + grey RAL 7000  
F .. ... .. 51

■ For benches see page A286

■ ■ 51



ORD. NO.	COMPARTMENTS NO.	ACCESSORIES	DIMENSIONS mm
F AN 1701 01 51	1	without feet	585x500x1750 h
F AN 1701 07 51	1	with feet	585x500x1950 h
F AN 1702 01 51	2	without feet	1145x500x1750 h
F AN 1702 07 51	2	with feet	1145x500x1950 h


cylinder lock

RAL 5012 + RAL 7000 F. .... 51

SUPPLEMENTARY PARTS ■



■ The plastic legs are supplied unassembled



■ Replacement lock with 2 keys:  
■ Pair of replacement rods with accessories:

ART. R CSR 0029 00  
ART. R XAN 0002 99



UNIT WIDTH = 585 mm DEPTH = 500 mm

SERIES **PERFORM** GS180



■ 51



■ Locker with fixed shelf and fixed separation panel.

■ **Standard colours**  
blue RAL 5012 + grey RAL 7000  
F .. ... 51

■ For benches see page **A286**

ORD. NO.	COMPARTMENTS NO.	ACCESSORIES	DIMENSIONS mm
F AN 1801 01 51	1	without feet	585x500x1750 h
F AN 1801 07 51	1	with feet	585x500x1950 h
F AN 1802 01 51	2	without feet	1145x500x1750 h
F AN 1802 07 51	2	with feet	1145x500x1950 h

cylinder lock

ORD. NO.	COMPARTMENTS NO.	ACCESSORIES	DIMENSIONS mm
F AN 1801 11 51	1	without feet	585x500x1750 h
F AN 1801 17 51	1	with feet	585x500x1950 h
F AN 1802 11 51	2	without feet	1145x500x1750 h
F AN 1802 17 51	2	with feet	1145x500x1950 h

locking mechanism




■ **SUPPLEMENTARY PARTS**

- Replacement lock with 2 keys: ART. R CSR 0018 00
- Replacement locking mechanism: ART. R CSR 0024 00



■ The plastic legs are supplied unassembled.

RAL 5012 + RAL 7000 F .. ... 51




## SERIES PERFORM GS190

UNIT WIDTH = 300 mm DEPTH = 500 mm

■ 51



- Locker with 2 vertical compartments placed one on top of the other



#### ■ Standard colours

blue RAL 5012 +  
grey RAL 7000  
F ..... 51



- For benches see page A286

■ 51




ORD. NO.	COMPARTMENTS NO.	ACCESSORIES	DIMENSIONS mm
F AN 1904 01 51	2x2	without feet	610x500x1750 h
F AN 1904 07 51	2x2	with feet	610x500x1950 h
F AN 1906 01 51	2x3	without feet	900x500x1750 h
F AN 1906 07 51	2x3	with feet	900x500x1950 h
F AN 1908 01 51	2x4	without feet	1195x500x1750 h
F AN 1908 07 51	2x4	with feet	1195x500x1950 h

cylinder lock

ORD. NO.	COMPARTMENTS NO.	ACCESSORIES	DIMENSIONS mm
F AN 1904 11 51	2x2	without feet	610x500x1750 h
F AN 1904 17 51	2x2	with feet	610x500x1950 h
F AN 1906 11 51	2x3	without feet	900x500x1750 h
F AN 1906 17 51	2x3	with feet	900x500x1950 h
F AN 1908 11 51	2x4	without feet	1195x500x1750 h
F AN 1908 17 51	2x4	with feet	1195x500x1950 h

locking mechanism

RAL 5012 +  
RAL 7000 F.....51

- The plastic legs are supplied unassembled




### SUPPLEMENTARY PARTS ■

- Replacement lock with 2 keys: ART. R CSR 0017 00
- Replacement locking mechanism: ART. R CSR 0022 00



UNIT WIDTH = 300/400 mm DEPTH = 500 mm

SERIES PERFORM FS700/730



08



ORD. NO.	COMPARTMENTS NO.	ACCESSORIES	DIMENSIONS mm
F AM 7010 01 08	14	without feet	2025x500x1750* h
F AM 7012 01 08	14	with feet	2025x500x1950* h
F AM 7310 01 08	14	without feet	2325x500x1750** h
F AM 7312 01 08	14	with feet	2325x500x1950** h

cylinder lock

\*with 1000 mm long shelves \*\*with 1300 mm long shelves

ORD. NO.	COMPARTMENTS NO.	ACCESSORIES	DIMENSIONS mm
F AM 7020 01 08	14	without feet	2025x500x1750* h
F AM 7022 01 08	14	with feet	2025x500x1950* h
F AM 7320 01 08	14	without feet	2325x500x1750** h
F AM 7322 01 08	14	with feet	2325x500x1950** h

locking mechanism

\*with 1000 mm long shelves \*\*with 1300 mm long shelves

■ SUPPLEMENTARY PARTS




- Replacement lock with 2 keys: ART. R CSR 0017 00
- Replacement locking mechanism: ART. R CSR 0022 00



■ The plastic legs are supplied unassembled

RAL 7035 F... .. 08



SERIES PERFORM FS1000/1100/1200



■ ■ 51

235 mm

SERIES FS1000



295 mm

■ ■ 51

235 mm

SERIES FS1100



380 mm

■ ■ 51

335 mm

SERIES FS1200



380 mm

■ ■ 51



■ **Standard colours**  
 blue RAL 5012 + grey RAL 7000  
 F... .. 51




■ For benches see page A286

RAL 5012 + RAL 7000 F... ..51

SUPPLEMENTARY PARTS ■



■ The plastic legs are supplied unassembled



- Replacement lock with 2 keys:
- Replacement locking mechanism:

ART. R CSR 0017 00  
 ART. R CSR 0022 00



UNIT WIDTH = 300 / 400 mm DEPTH = 500 mm

SERIES PERFORM FS1000/1100/1200

ORD. NO.	COMPARTMENTS NO.	ACCESSORIES	DIMENSIONS mm
F AM 1025 01 51	2x5	without feet	610x500x1750 h
F AM 1025 07 51	2x5	with feet	610x500x1950 h
F AM 1035 01 51	3x5	without feet	900x500x1750 h
F AM 1035 07 51	3x5	with feet	900x500x1950 h
F AM 1045 01 51	4x5	without feet	1195x500x1750 h
F AM 1045 07 51	4x5	with feet	1195x500x1950 h

cylinder lock

ORD. NO.	COMPARTMENTS NO.	ACCESSORIES	DIMENSIONS mm
F AM 1025 11 51	2x5	without feet	610x500x1750 h
F AM 1025 17 51	2x5	with feet	610x500x1950 h
F AM 1035 11 51	3x5	without feet	900x500x1750 h
F AM 1035 17 51	3x5	with feet	900x500x1950 h
F AM 1045 11 51	4x5	without feet	1195x500x1750 h
F AM 1045 17 51	4x5	with feet	1195x500x1950 h

locking mechanism



SERIES FS1000



SERIES FS1100

ORD. NO.	COMPARTMENTS NO.	ACCESSORIES	DIMENSIONS mm
F AM 1124 01 51	2x4	without feet	610x500x1750 h
F AM 1124 07 51	2x4	with feet	610x500x1950 h
F AM 1134 01 51	3x4	without feet	900x500x1750 h
F AM 1134 07 51	3x4	with feet	900x500x1950 h
F AM 1144 01 51	4x4	without feet	1195x500x1750 h
F AM 1144 07 51	4x4	with feet	1195x500x1950 h

cylinder lock

ORD. NO.	COMPARTMENTS NO.	ACCESSORIES	DIMENSIONS mm
F AM 1124 11 51	2x4	without feet	610x500x1750 h
F AM 1124 17 51	2x4	with feet	610x500x1950 h
F AM 1134 11 51	3x4	without feet	900x500x1750 h
F AM 1134 17 51	3x4	with feet	900x500x1950 h
F AM 1144 11 51	4x4	without feet	1195x500x1750 h
F AM 1144 17 51	4x4	with feet	1195x500x1950 h

locking mechanism

ORD. NO.	COMPARTMENTS NO.	ACCESSORIES	DIMENSIONS mm
F AM 1214 01 51	1x4	without feet	415x500x1750 h
F AM 1214 07 51	1x4	with feet	415x500x1950 h
F AM 1224 01 51	2x4	without feet	805x500x1750 h
F AM 1224 07 51	2x4	with feet	805x500x1950 h
F AM 1234 01 51	3x4	without feet	1195x500x1750 h
F AM 1234 07 51	3x4	with feet	1195x500x1950 h

cylinder lock

ORD. NO.	COMPARTMENTS NO.	ACCESSORIES	DIMENSIONS mm
F AM 1214 11 51	1x4	without feet	415x500x1750 h
F AM 1214 17 51	1x4	with feet	415x500x1950 h
F AM 1224 11 51	2x4	without feet	805x500x1750 h
F AM 1224 17 51	2x4	with feet	805x500x1950 h
F AM 1234 11 51	3x4	without feet	1195x500x1750 h
F AM 1234 17 51	3x4	with feet	1195x500x1950 h

locking mechanism



SERIES FS1200

■ SUPPLEMENTARY PARTS



- Replacement lock with 2 keys: ART. R CSR 0017 00
- Replacement locking mechanism: ART. R CSR 0022 00



■ The plastic legs are supplied unassembled

RAL 5012 +  
RAL 7000 F... ..51



## SERIES PERFORM GS/FS

## SINGLE-SIDED AND DOUBLE-SIDED BENCHES

Solid bench made from welded tubular steel with adjustable legs. The 300 mm deep seating area is covered with plastic profiles.




## SINGLE-SIDED BENCHES

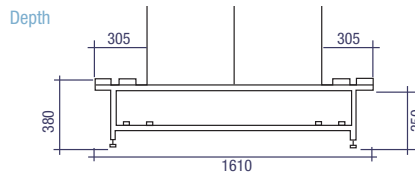
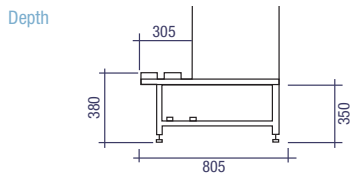
ORD. NO.	LOCKER WIDTH mm
F AM 9010 00 01	585
F AM 9020 00 01	610
F AM 9030 00 01	805
F AM 9040 00 01	900
F AM 9050 00 01	1145
F AM 9060 00 01	1195

## DOUBLE-SIDED BENCHES

ORD. NO.	LOCKER WIDTH mm
F AM 9110 00 01	585
F AM 9120 00 01	610
F AM 9130 00 01	805
F AM 9140 00 01	900
F AM 9150 00 01	1145
F AM 9160 00 01	1195



Example of using single-sided benches



## SINGLE-SIDED AND DOUBLE-SIDED BENCHES WITH SHOE STORAGE FACILITY

Solid bench made from welded tubular steel with adjustable legs. The 300 mm deep seating area is covered with plastic profiles. A handy shoe storage facility is located under the bench.



## SINGLE-SIDED BENCHES

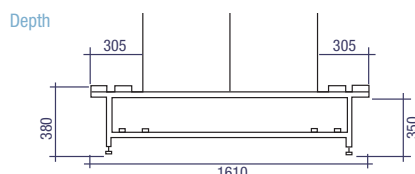
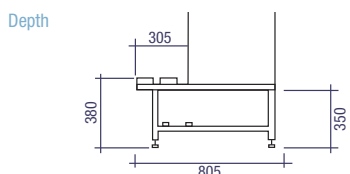
ORD. NO.	LOCKER WIDTH mm
F AM 9010 01 01	585
F AM 9020 01 01	610
F AM 9030 01 01	805
F AM 9040 01 01	900
F AM 9050 01 01	1145
F AM 9060 01 01	1195

## DOUBLE-SIDED BENCHES

ORD. NO.	LOCKER WIDTH mm
F AM 9110 01 01	585
F AM 9120 01 01	610
F AM 9130 01 01	805
F AM 9140 01 01	900
F AM 9150 01 01	1145
F AM 9160 01 01	1195



Example of using double-sided benches



RAL 7000 F. ....01

INFO ■


[www.famispa.com](http://www.famispa.com)


DEPTH = 360 mm

SERIES **PERFORM** GS/FS

**2000 - 1500 - 1000 mm BENCHES**

Solid bench made from welded tubular steel with adjustable legs. The 360 mm deep seating area is covered with plastic profiles.




ORD. NO.	DIMENSIONS mm
F AN 9560 00 01	2000x360x385



ORD. NO.	DIMENSIONS mm
F AN 9550 00 01	1495x360x385



Example of using benches



ORD. NO.	DIMENSIONS mm
F AN 9540 00 01	1000x360x385

**SHOE HOLDER**



ORD. NO.	DIMENSIONS mm
F AM 9600 00 07	230x460x23

Shoe holder made from 3 mm thickness heat-shaped plastic. Handy for storing shoes inside lockers.



Example of using the shoe holder

**UMBRELLA HOLDER**



ORD. NO.	DIMENSIONS mm
F AN 9320 00 04	100x1008

Waterproof umbrella holder with plug for draining water. The waterproof fabric and watertight plastic prevent water from leaking and keeps the locker and its contents dry.



Example of using the umbrella holder

■ **INFO**

RAL 5012 F. ....04 RAL 7000 F. ....01



[www.famispaspa.com](http://www.famispaspa.com)





## SERIES PERFORM GS/FS

## PAIR OF BASE PLINTHS

Pair of galvanised steel base plinths. Bolted to the locker.



ORD. NO.

DIMENSIONS mm

**F AM 9000 00 99****50x498x100**

This pair of base plinths can be used with the following series of lockers:

F AN 1200 / F AN 1300 / F AN 1400 / F AN 1500 / F AN 1600  
 F AN 1700 / F AN 1800 / F AN 1900 / F AN 2300 / F AN 2400  
 F AN 2500 / F AN 2600 / F AM 1000 / F AM 1100 / F AM 1200  
 F AM 7000 / F AM 7300



Example of using the pair of base plinths

## PAIR OF PLASTIC LEGS

Pair of plastic legs in polypropylene, can be height-adjusted from 180 to 200 mm.



■ 01

■ 07

ORD. NO.

COLOUR

DIMENSIONS mm

**F RR 2310 00 01**

grey RAL 7000

**135x500x180/200****F RR 2310 00 07**

black RAL 9011

**135x500x180/200**

This pair of plastic legs can be used with the following series of lockers:

F AN 1200 / F AN 1300 / F AN 1400 / F AN 1500 / F AN 1600 / F AN 1700  
 F AN 1800 / F AN 1900 / F AN 2300 / F AN 2400 / F AN 2500 / F AN 2600  
 F AM 1000 / F AM 1100 / F AM 1200 / F AM 7000 / F AM 7300



Example of using a pair of plastic legs

## REPLACEMENT LOCKING MECHANISM

ORD. NO.

**R CSR 0022 00**

Suitable for lockers series:

F AN 1900 / F AM 1000 / F AM 1100 / F AM 1200 / F AM 7000 /  
 F AM 7300



## REPLACEMENT LOCKING MECHANISM

ORD. NO.

**R CSR 0024 00**

Suitable for lockers series:

F AN 1000 / F AN 1200 / F AN 1300 / F AN 2300 / F AN 1400 / F AN 2400 /  
 F AN 1500 / F AN 2500 / F AN 1600 / F AN 2600 / F AN 1800



## REPLACEMENT LOCK WITH 2 KEYS

ORD. NO.

**R CSR 0017 00**

KEY WITH NUMBER FROM

**25000 - 26999**

Suitable for lockers series:

F AN 1900 / F AM 1000 / F AM 1100 / F AM 1200 / F AM 7000 /  
 F AM 7300



## REPLACEMENT LOCK WITH 2 KEYS

ORD. NO.

**R CSR 0018 00**

KEY WITH NUMBER FROM

**25000 - 26999**

Suitable for lockers series:

F AN 1200 / F AN 1300 / F AN 2300 / F AN 1400 / F AN 2400 / F AN 1500 /  
 F AN 2500 / F AN 1600 / F AN 2600 / F AN 1800



## REPLACEMENT LOCK WITH 2 KEYS

ORD. NO.

**R CSR 0011 00**

KEY WITH NUMBER FROM

**45000 - 46999**

## REPLACEMENT LOCK WITH 2 KEYS

ORD. NO.

**R CSR 0025 00**

KEY WITH NUMBER FROM

**45000 - 46999**

## PAIR OF REPLACEMENT RODS WITH ACCESSORIES

ORD. NO.

**R XAC 0010 99**

SUITABLE FOR LOCKERS SERIES

**F AN 1100**

## PAIR OF REPLACEMENT RODS WITH ACCESSORIES

ORD. NO.

**R XAN 0002 99**

SUITABLE FOR LOCKERS SERIES

**F AN 5000**

**PERFOM**

SERIES PERFOM GS/FS

**REPLACEMENT LOCK WITH 2 KEYS****ORD. NO.****R CSR 0029 00**

KEY WITH NUMBER FROM

25000 - 26999

**PAIR OF REPLACEMENT RODS WITH ACCESSORIES****ORD. NO.****R XAN 0002 99**

SUITABLE FOR LOCKERS SERIES

**F AN 1700****REPLACEMENT LOCKS****ORD. NO.****R CSC 0004 00****R CSC 0002 00**

KEY WITH NUMBER FROM

25000 - 26999

45000 - 46999



Always specify the number indicated on the cylinder lock when ordering replacement keys.



ATA' FILM

THRILLER A

VISIONE



